



US00D770874S

(12) **United States Design Patent** (10) **Patent No.:** **US D770,874 S**
Pehar et al. (45) **Date of Patent:** **** Nov. 8, 2016**

(54) **RATCHET FOR LOAD-SECURING TIE-DOWN STRAP**

D328,840 S 8/1992 Jensen
5,423,644 A 6/1995 First, Sr.
5,426,826 A 6/1995 Takimoto
5,560,086 A 10/1996 Huang
6,007,053 A 12/1999 Huang
6,195,848 B1 3/2001 Jackson et al.
6,524,041 B1 2/2003 Voiculescu
6,654,987 B1 12/2003 Wu
6,708,953 B1 3/2004 Chang
D489,246 S 5/2004 Bolieu

(71) Applicant: **Cequent Consumer Products, Inc.**,
Solon, OH (US)

(72) Inventors: **David M. Pehar**, Mayfield Heights, OH
(US); **Jess P. Carlson**, Chagrin Falls,
OH (US)

(73) Assignee: **Cequent Consumer Products, Inc.**,
Solon, OH (US)

(**) Term: **14 Years**

(21) Appl. No.: **29/479,590**

(22) Filed: **Jan. 17, 2014**

Related U.S. Application Data

(63) Continuation of application No. 29/396,261, filed on
Jun. 28, 2011, now abandoned, which is a
continuation of application No. 29/333,278, filed on
Mar. 5, 2009, now Pat. No. Des. 642,031.

(51) **LOC (10) Cl.** **08-05**

(52) **U.S. Cl.**
USPC **D8/44; D8/107**

(58) **Field of Classification Search**
USPC D8/14, 44, 107; 24/68 CD, 68 R, 68 E;
254/217-220, 223, 247-248; 410/100
CPC B25B 25/00; B60P 3/079; B60P 7/083;
B60P 7/0846; B65B 13/025
See application file for complete search history.

(56) **References Cited**

U.S. PATENT DOCUMENTS

3,844,317 A 10/1974 Angarola et al.
4,227,286 A 10/1980 Holmberg
5,101,537 A 4/1992 Cummings
5,103,536 A 4/1992 Kamper

(Continued)

OTHER PUBLICATIONS

Highland Titan Ratchet, [Retrieved Oct. 25, 2011] Retrieved from
the Internet URL: http://www.academy.com/webapp/wcs/stores/servlet/Product_10151_10051_25639_-1?N=581131734+42.

(Continued)

Primary Examiner — Philip S Hyder
Assistant Examiner — Roselynn Cody

(74) *Attorney, Agent, or Firm* — McDonald Hopkins LLC

(57) **CLAIM**

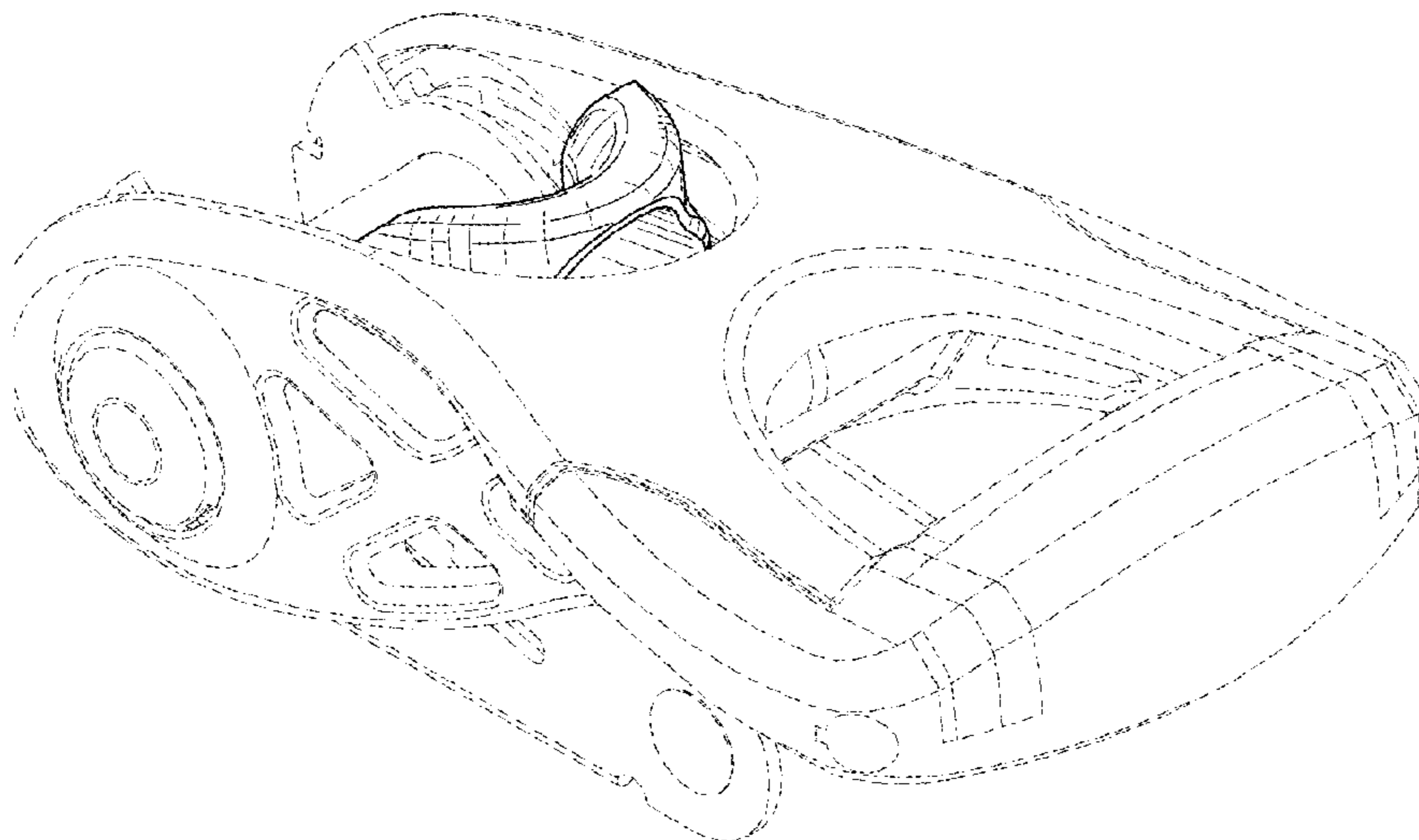
The ornamental design for a ratchet for load-securing tie-down strap, as shown and described.

DESCRIPTION

FIG. 1 is a perspective view of a ratchet for load-securing tie-down strap, showing our new design;
FIG. 2 is a front elevational view thereof;
FIG. 3 is a rear elevational view thereof;
FIG. 4 is a left side elevational view thereof;
FIG. 5 is a right side elevational view thereof;
FIG. 6 is a top plan view thereof;
FIG. 7 is a bottom plan view thereof; and,
FIG. 8 is a perspective view thereof, set within its environment of use.

The broken lines are for environmental reference only and do not constitute any portion of the claimed design.

1 Claim, 7 Drawing Sheets



(56)

References Cited

U.S. PATENT DOCUMENTS

D494,831 S 8/2004 Buchter
D525,105 S 7/2006 Jackson
D526,182 S * 8/2006 Jackson D8/107
D526,183 S 8/2006 Jackson
D527,605 S 9/2006 Jackson
D527,606 S 9/2006 Jackson
D527,607 S 9/2006 Jackson
D534,051 S 12/2006 Jackson
D572,100 S 7/2008 Aganian
D573,427 S 7/2008 Selby
D579,741 S 11/2008 Selby
7,448,596 B1 11/2008 Chang
7,651,072 B1 1/2010 Chang
7,836,560 B2 11/2010 Huang
7,874,047 B2 1/2011 Breeden

8,037,580 B2 10/2011 Huang
2009/0279978 A1 11/2009 Polin et al.
2010/0199474 A1 8/2010 Renfro
2010/0215455 A1 8/2010 Burris
2010/0275420 A1 11/2010 Huang
2010/0322737 A1 12/2010 Huang
2011/0041300 A1 2/2011 Lu
2011/0119877 A1 5/2011 Jackson

OTHER PUBLICATIONS

Titan Cast Handle Ratchet. Downloaded Jun. 5, 2010 at <http://highland.cequent-cpi.com/about/catalog.asp>
Titan Max Grip Ratchet. Downloaded Jun. 6, 2010 at <http://highland.cequent-cip.com/catalog.asp>.

* cited by examiner

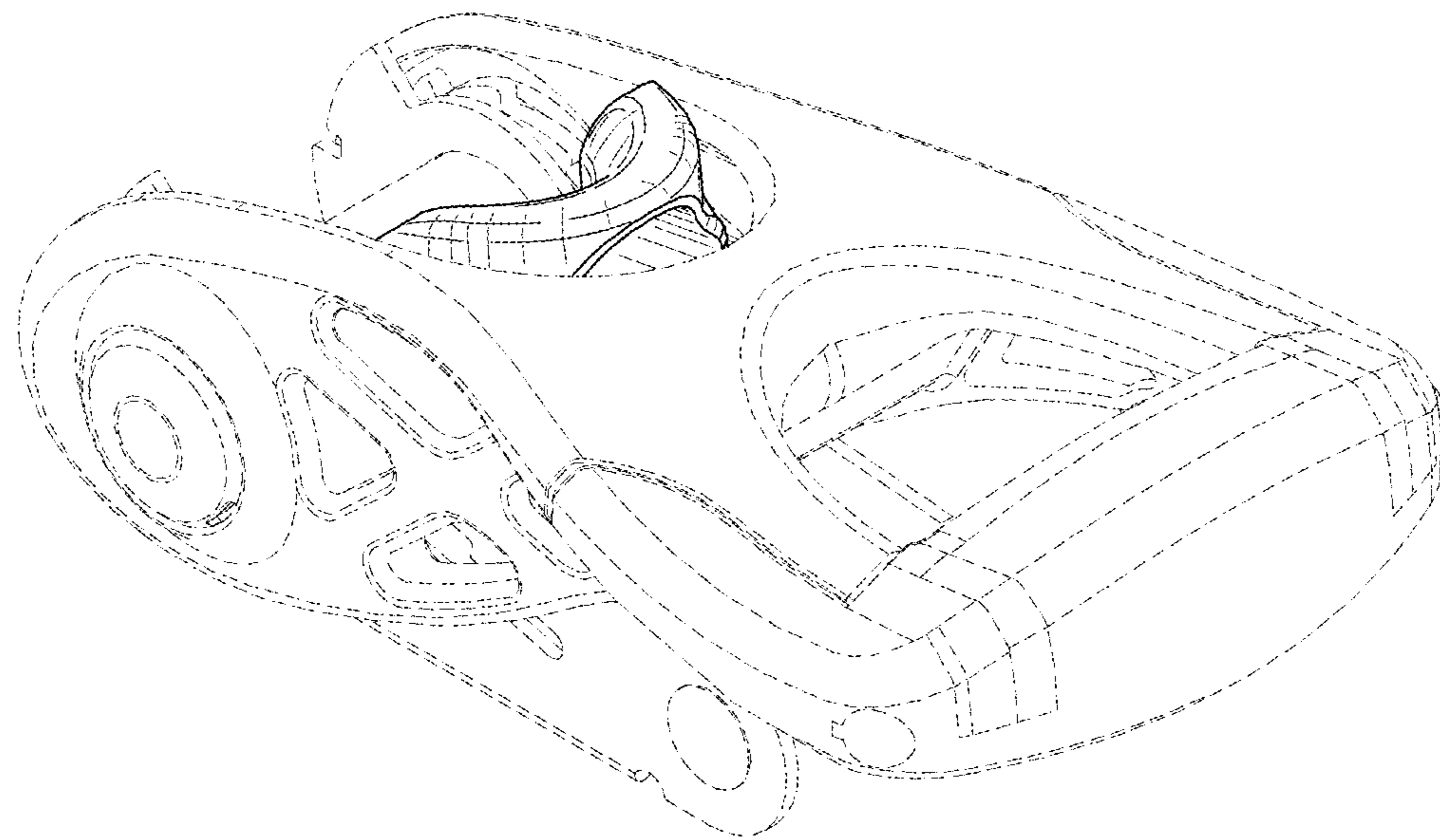


FIG. 1

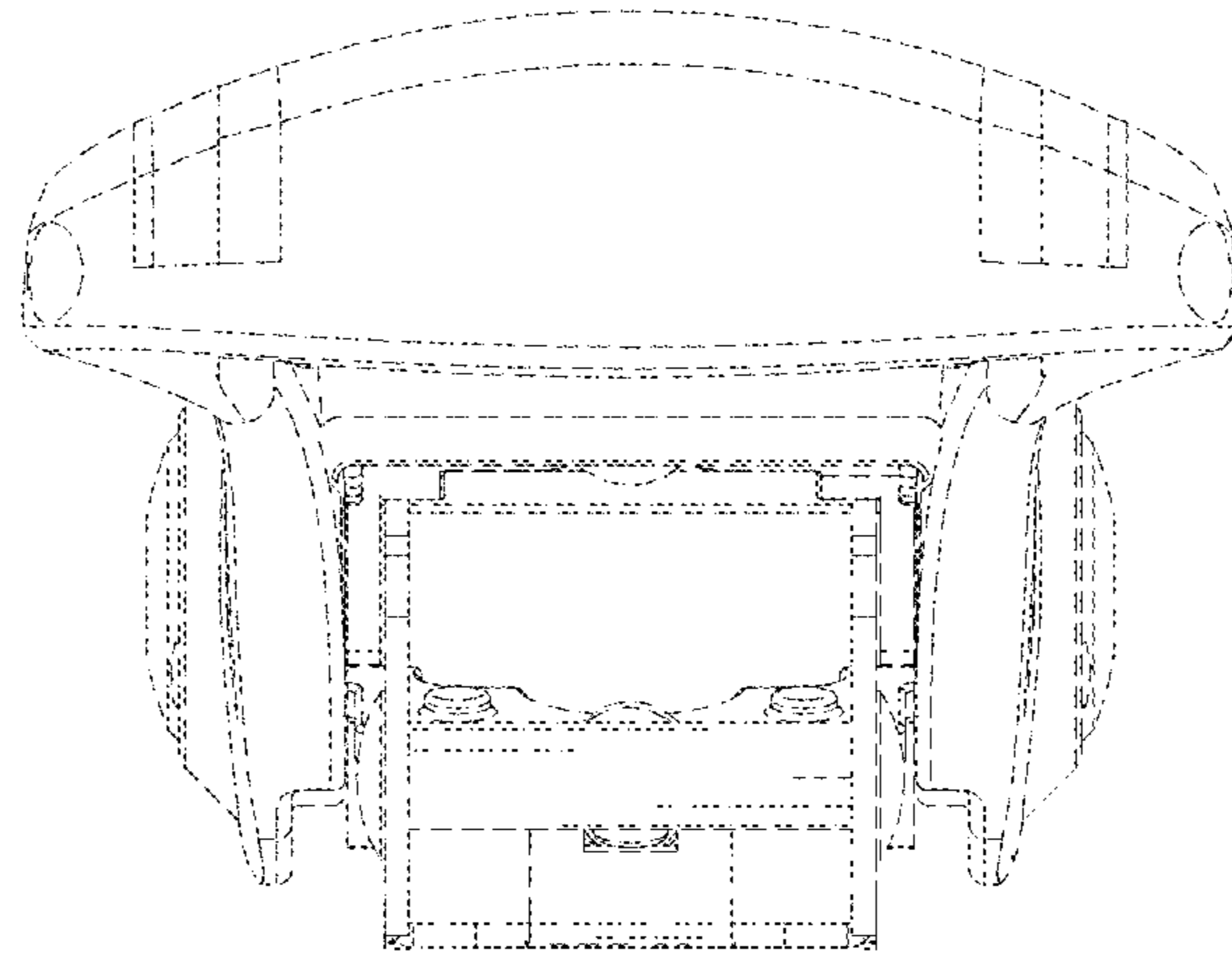


FIG. 2

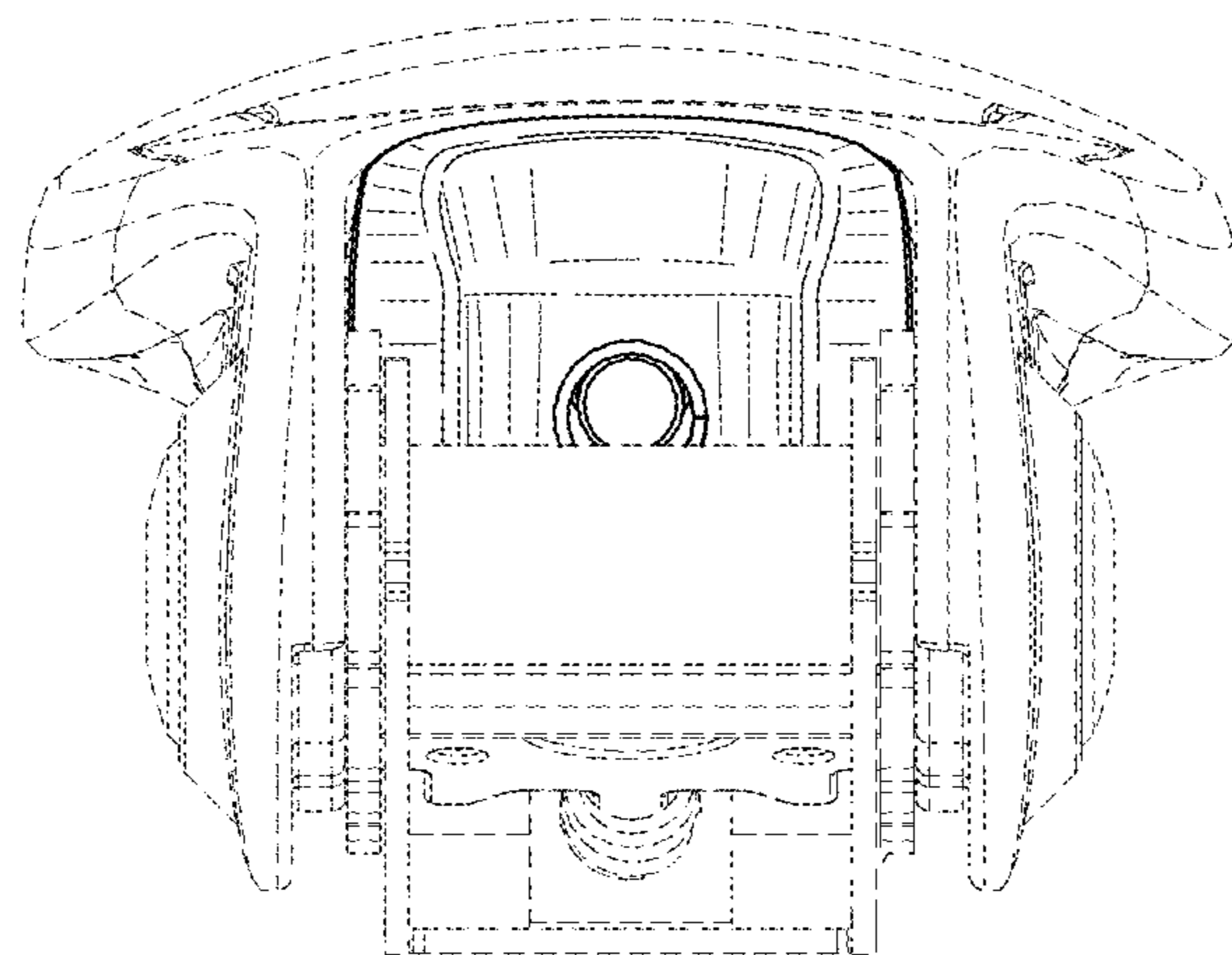


FIG. 3

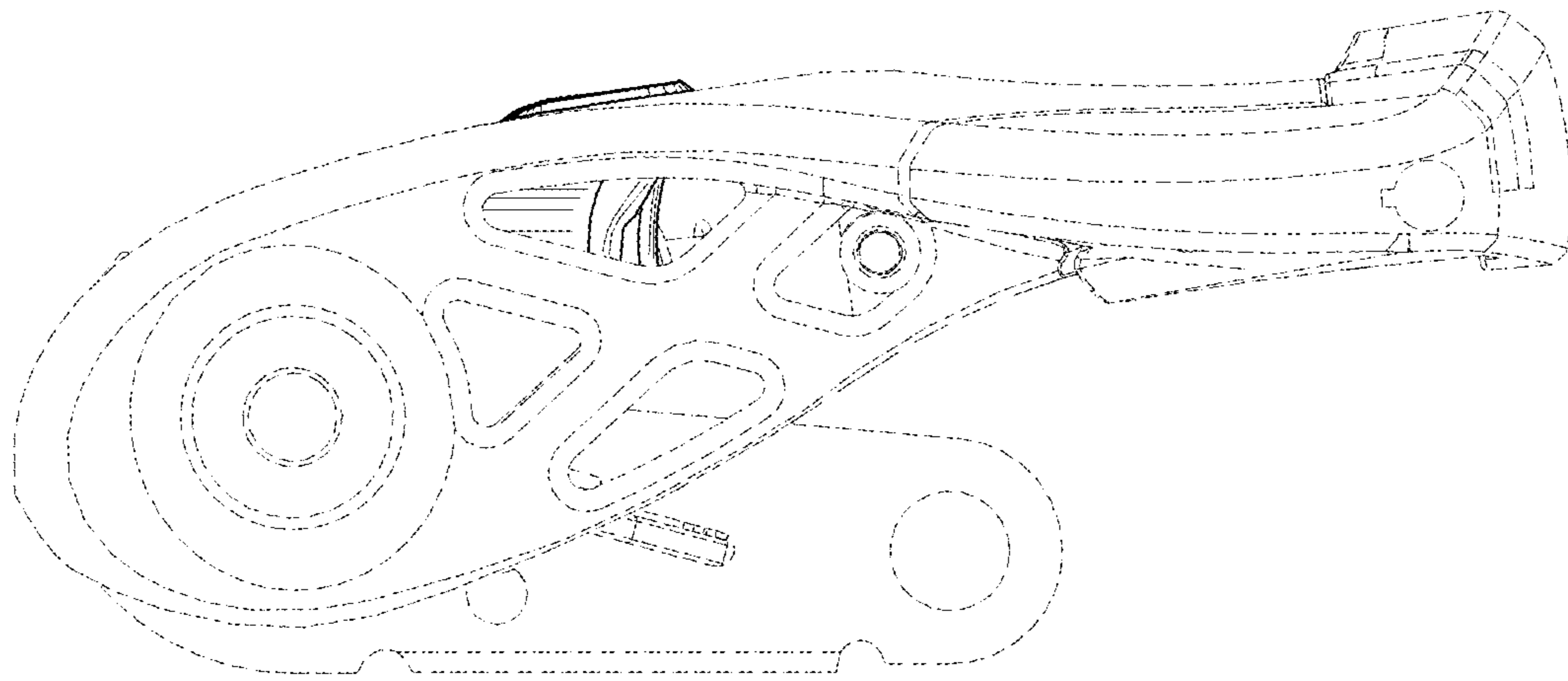


FIG. 4

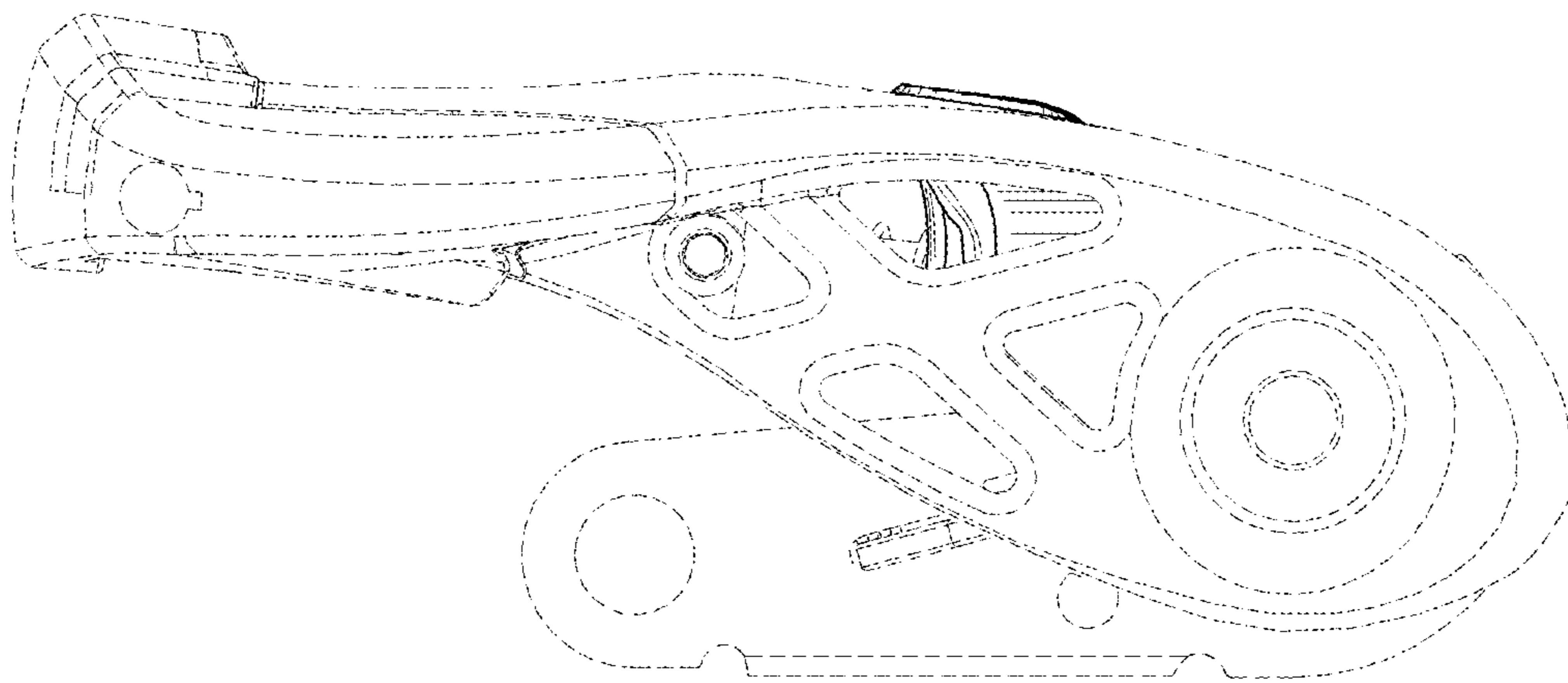


FIG. 5

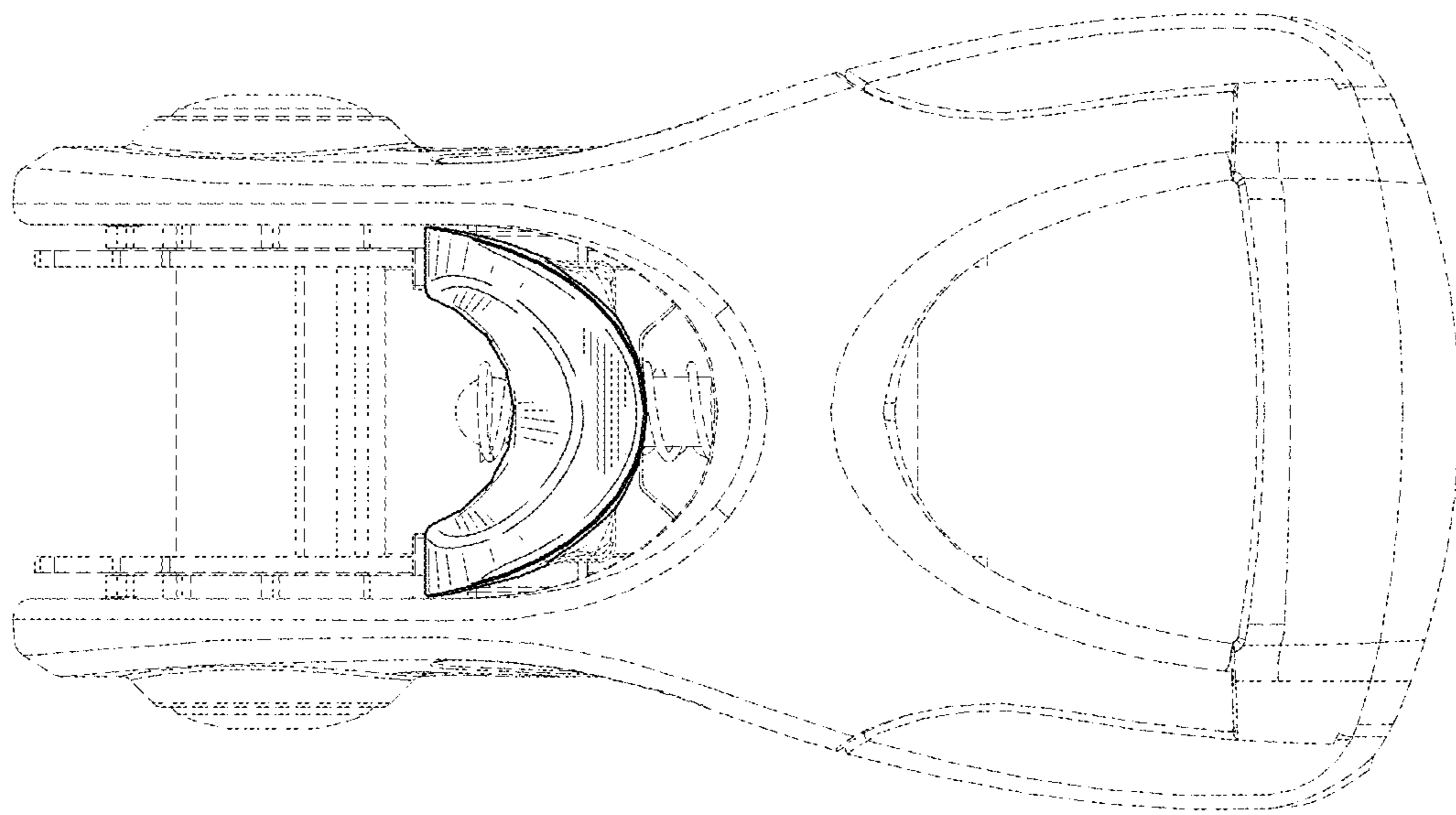


FIG. 6

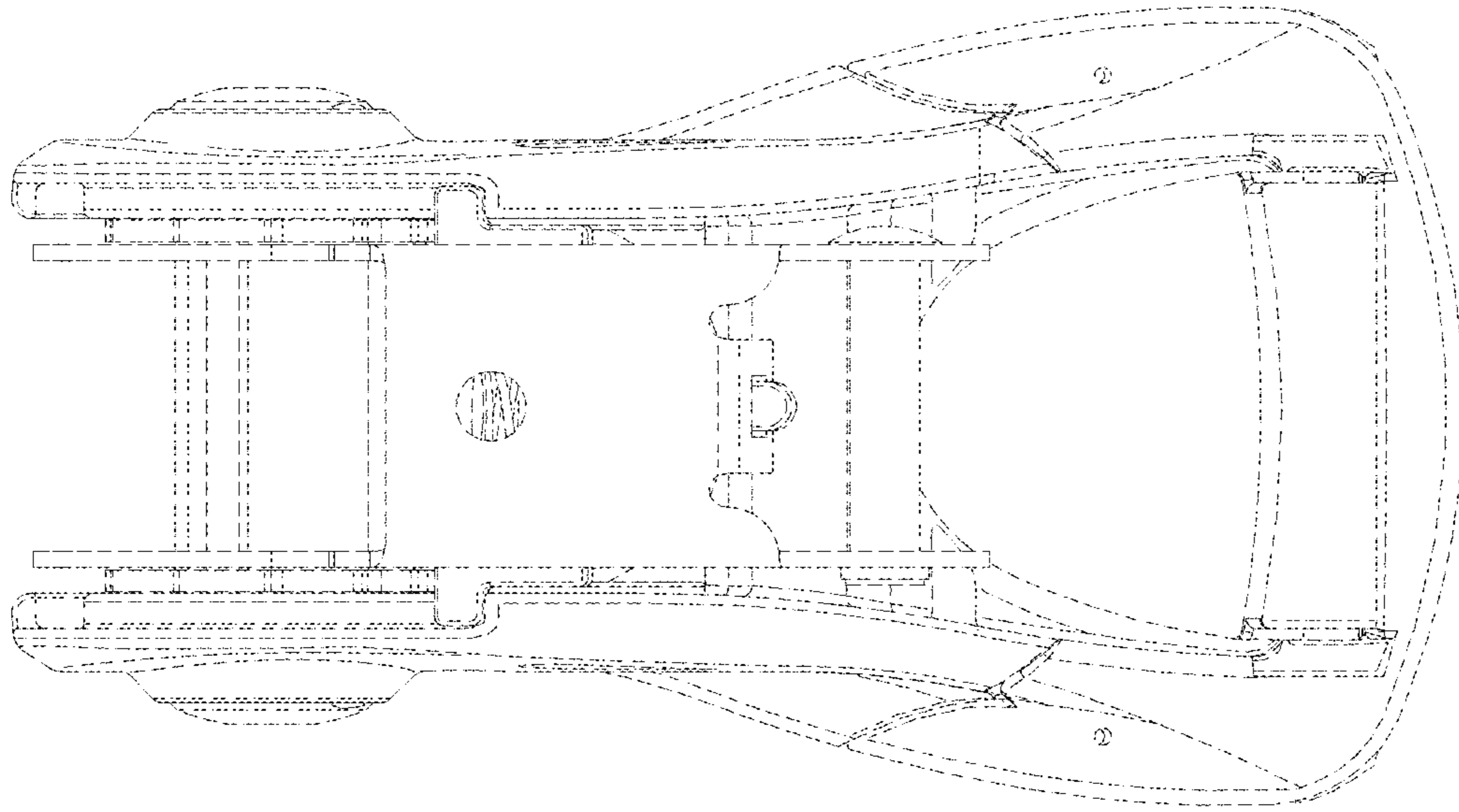


FIG. 7

