



US00D770873S

(12) **United States Design Patent**
Tanguy et al.

(10) **Patent No.:** **US D770,873 S**

(45) **Date of Patent:** **** Nov. 8, 2016**

(54) **CORKSCREW**

(71) Applicant: **MASTRAD, S.A.**, Paris (FR)

(72) Inventors: **Anne Tanguy**, Paris (FR); **Mathieu Lion**, Paris (FR)

(73) Assignee: **MASTRAD, S.A.**, Paris (FR)

(**) Term: **14 Years**

(21) Appl. No.: **29/516,652**

(22) Filed: **Feb. 4, 2015**

(30) **Foreign Application Priority Data**

Sep. 5, 2014 (EM) 002532028-0001

(51) **LOC (10) Cl.** **07-06**

(52) **U.S. Cl.**
USPC **D8/42**

(58) **Field of Classification Search**
USPC D8/16, 18, 33-43, 98, 104
CPC B67B 7/00; B67B 7/14; B67B 7/16;
B67B 7/24; B67B 7/30; B67B 7/32; B67B
7/34; B67B 7/36; B67B 7/38
See application file for complete search history.

(56) **References Cited**

U.S. PATENT DOCUMENTS

6,357,322 B1 * 3/2002 Dolan B67B 7/0447
81/3.29
D463,235 S * 9/2002 Mauffette D8/40
D463,236 S * 9/2002 Mauffette D8/42
D464,546 S * 10/2002 Mauffette D8/40

D466,772 S * 12/2002 Mauffette D8/42
D477,757 S * 7/2003 Yu D8/42
D488,038 S * 4/2004 Sach D8/40
D511,664 S * 11/2005 Lee D8/42
D520,314 S * 5/2006 Sun D8/42
D521,333 S * 5/2006 Yu D8/39
D546,653 S * 7/2007 Cheung D8/42
7,481,134 B2 * 1/2009 Goldstein B67B 7/0447
7/155
D604,575 S * 11/2009 Yu D8/42
7,966,910 B1 * 6/2011 Cece B67B 7/16
81/3.09
D660,114 S * 5/2012 Mauffette D8/42
D660,670 S * 5/2012 Kehoe D8/42
D678,018 S * 3/2013 Morgan D8/42
D754,502 S * 4/2016 Cozzolino D8/42

* cited by examiner

Primary Examiner — Elizabeth Albert

(74) *Attorney, Agent, or Firm* — Karish & Bjorgum, PC

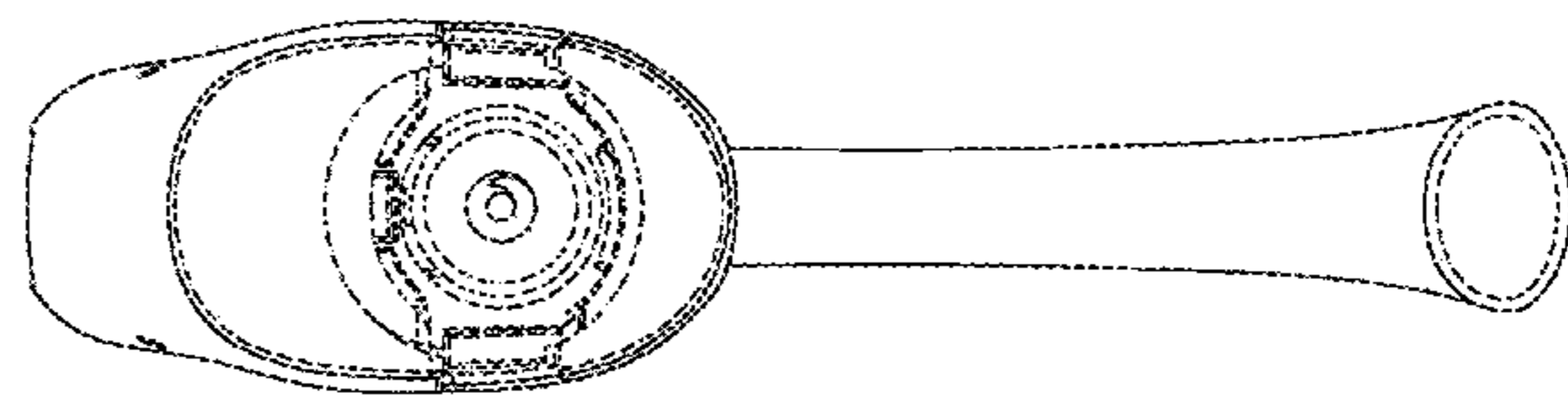
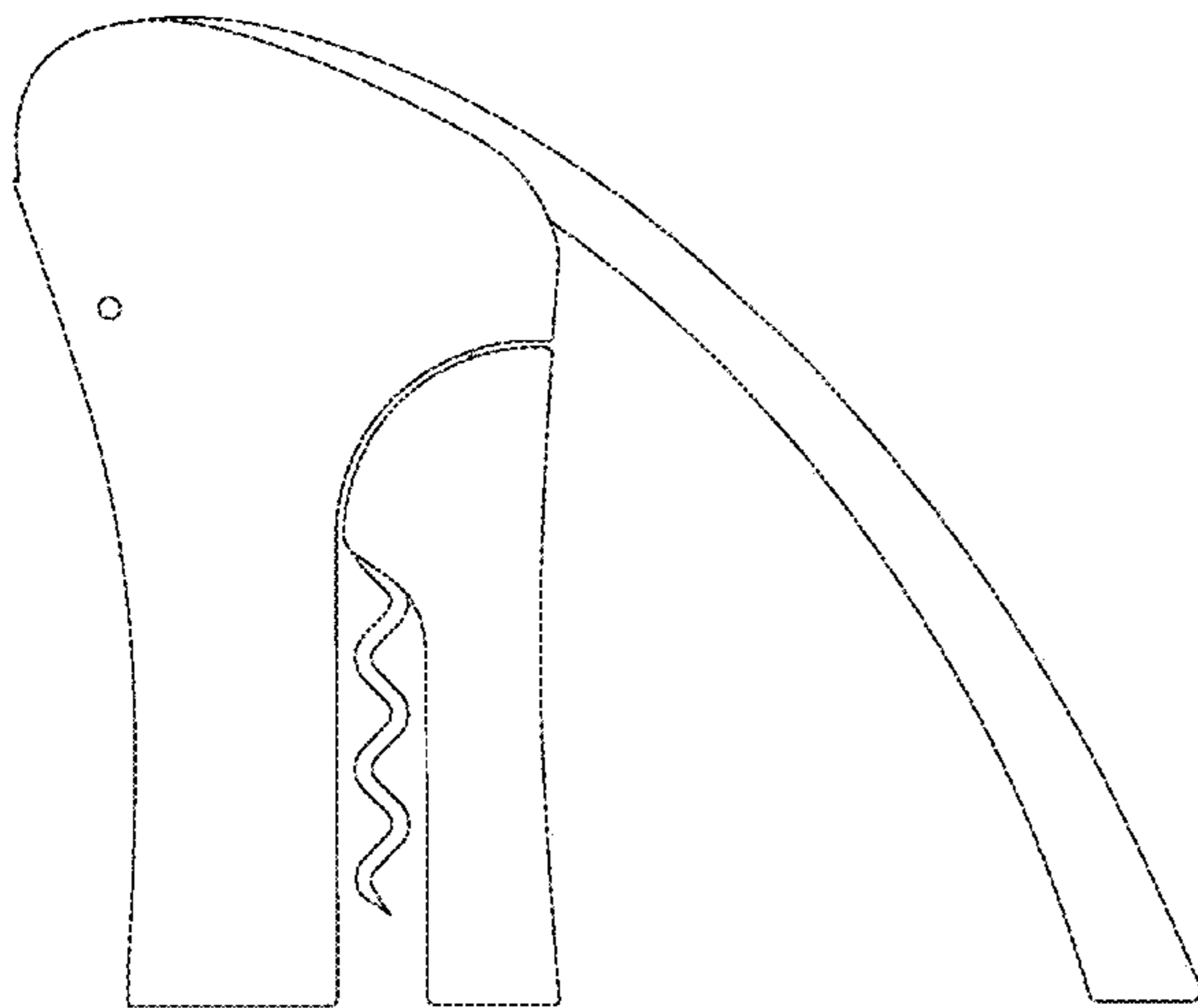
(57) **CLAIM**

The ornamental design for a corkscrew, as shown and described.

DESCRIPTION

FIG. 1 is a right side view of the corkscrew;
FIG. 2 is a front view of the corkscrew, the back view being a mirror image of the front view;
FIG. 3 is a left side view of the corkscrew;
FIG. 4 is a top view of the corkscrew; and,
FIG. 5 is a bottom view of the corkscrew.
The broken lines in the drawings are included to show portions of the corkscrew that form no part of the claimed design.

1 Claim, 5 Drawing Sheets



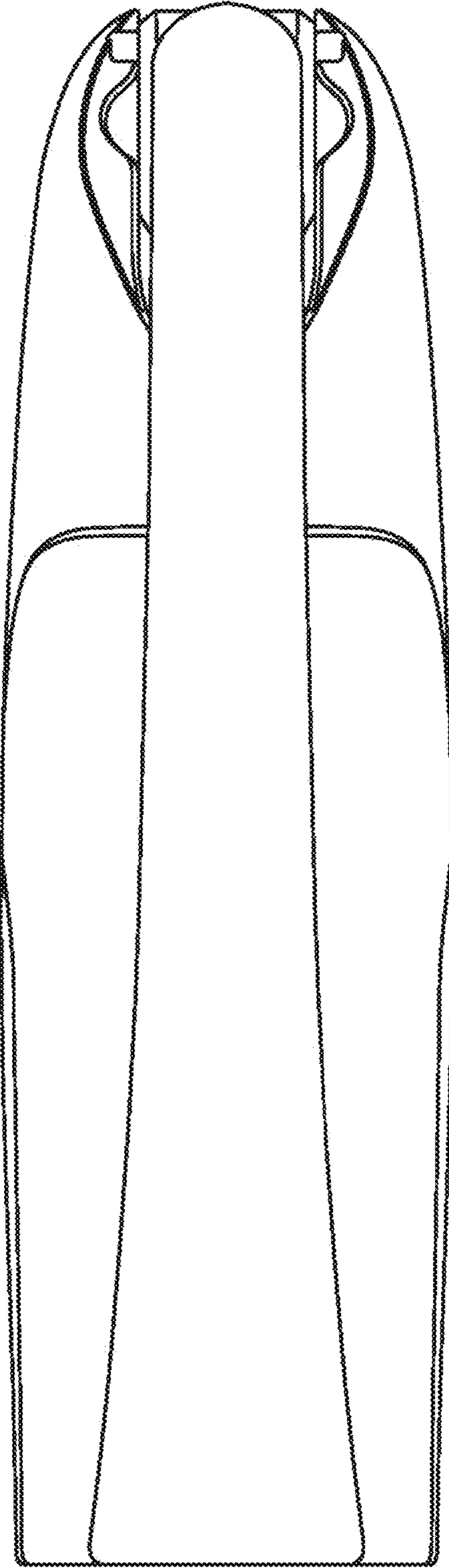


FIG. 1

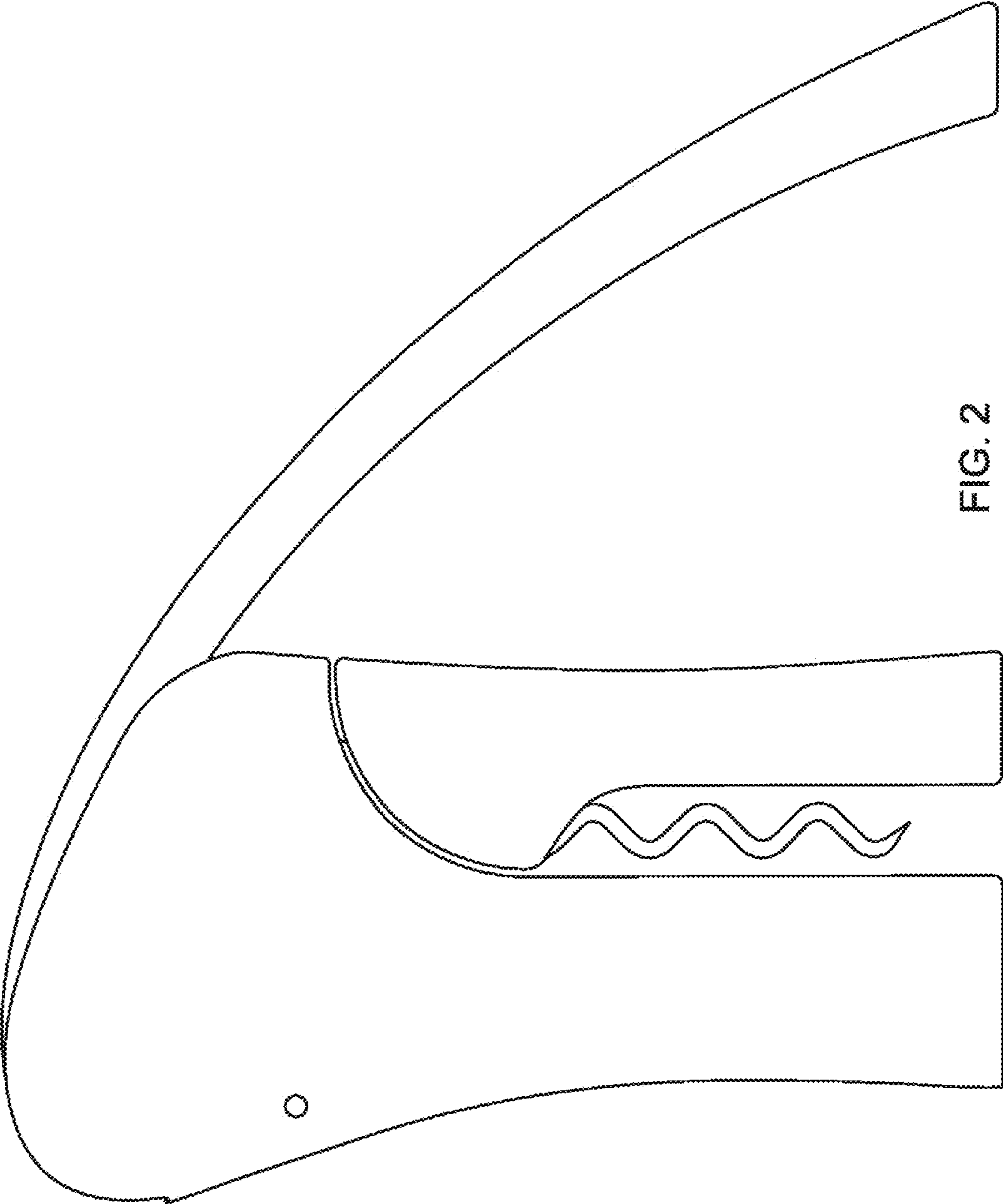


FIG. 2




FIG. 3

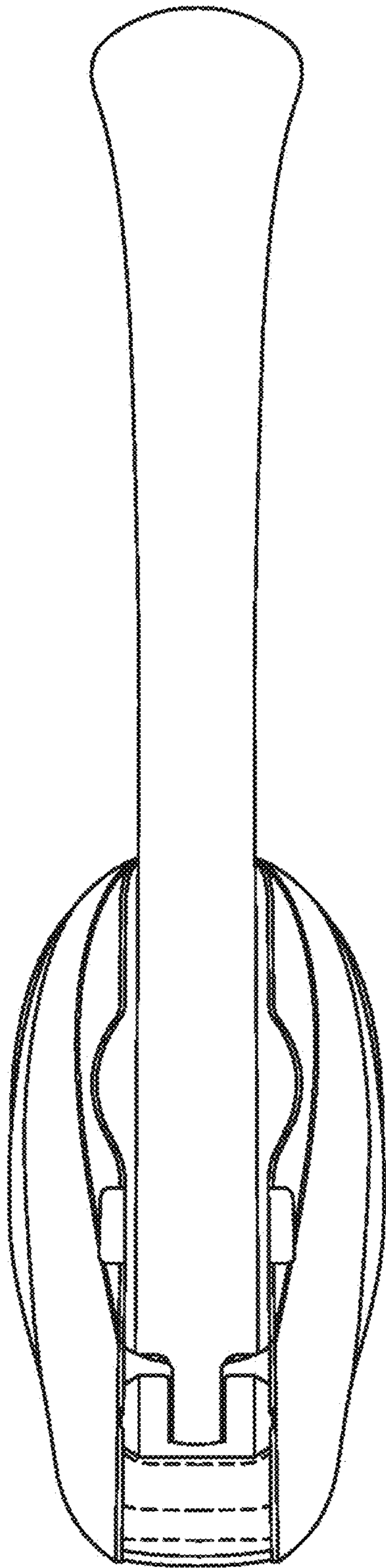


FIG. 4

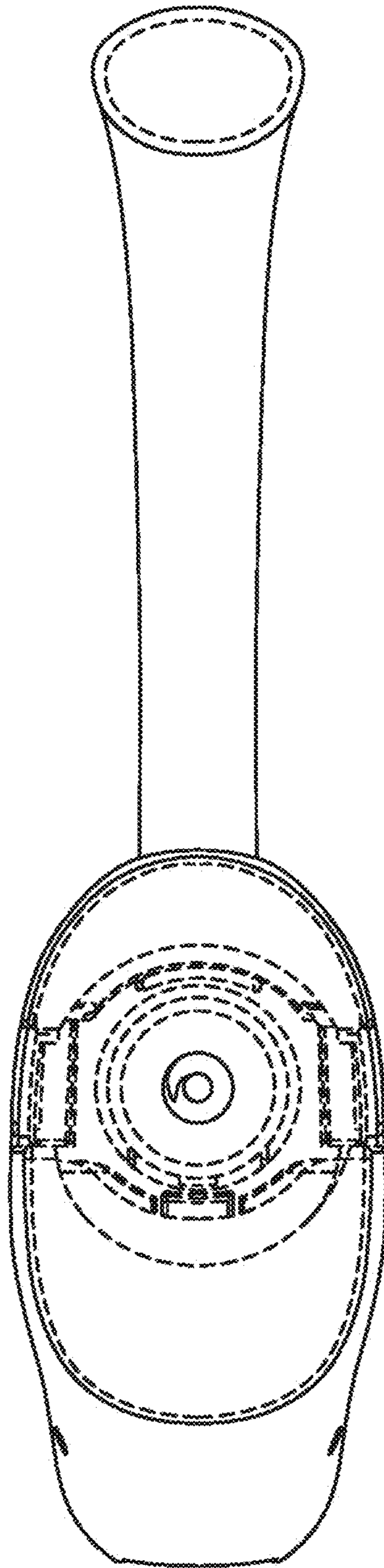


FIG. 5