



US00D770863S

(12) **United States Design Patent** (10) **Patent No.:** **US D770,863 S**  
**Sanbar** (45) **Date of Patent:** **\*\* Nov. 8, 2016**

- (54) **TIKI CUP HOLDER**
- (71) Applicant: **Cool Gear International, LLC**,  
Plymouth, MA (US)
- (72) Inventor: **Fadi Sanbar**, Whitman, MA (US)
- (73) Assignee: **Cool Gear International, LLC**,  
Plymouth, MA (US)
- (\*\*) Term: **14 Years**
- (21) Appl. No.: **29/526,396**
- (22) Filed: **May 8, 2015**
- (51) **LOC (10) Cl.** ..... **07-06**
- (52) **U.S. Cl.**  
USPC ..... **D7/620; D7/619.2**
- (58) **Field of Classification Search**  
USPC ..... D7/601, 602, 619.1, 620, 701, 708.1;  
D3/202, 229; D12/419, 420; 220/737;  
228/309.1, 310, 311.2, 313;  
297/188.14, 188.18; D26/8, 67  
CPC ..... A47B 55/00; A47B 55/02; A47B 73/00;  
A47B 73/002; A47B 73/004; A47B 73/006;  
A47B 73/008; A47B 69/00; A47G 23/0266;  
B65D 81/18; B65D 81/3876; B65D 81/3886  
See application file for complete search history.

- (56) **References Cited**  
**U.S. PATENT DOCUMENTS**  
2,520,818 A \* 8/1950 Terry ..... A45F 3/44  
248/153  
D308,802 S \* 6/1990 Ward ..... 248/156  
D404,507 S \* 1/1999 Palmer ..... D26/8  
D490,659 S \* 6/2004 Gies ..... D7/620

D508,742 S \* 8/2005 van Bekhoven ..... D26/9  
D511,440 S \* 11/2005 McRoberts ..... D7/620

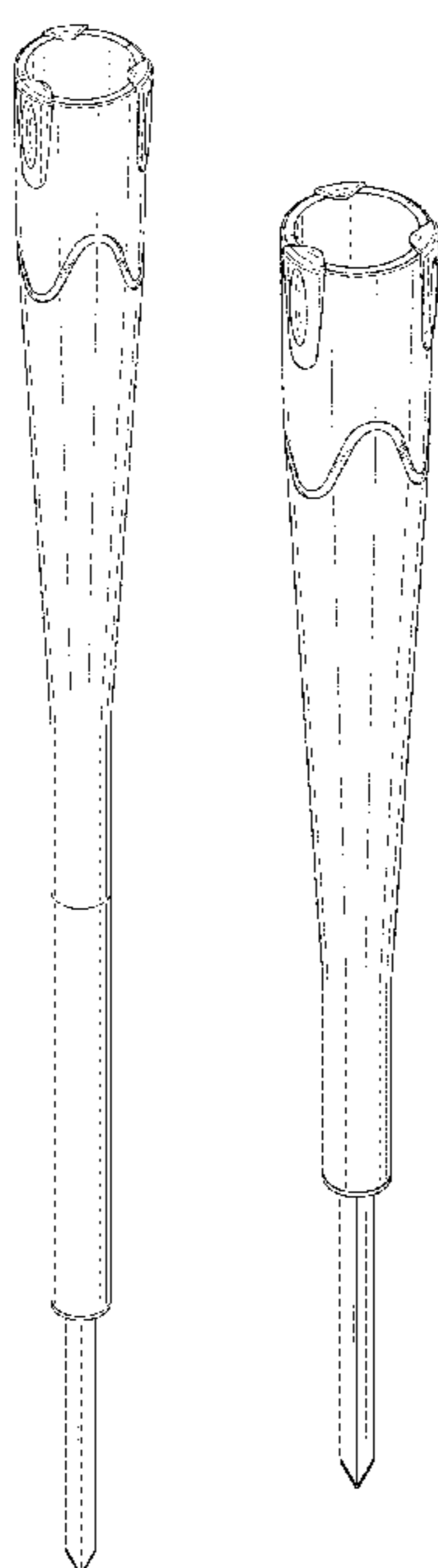
\* cited by examiner  
*Primary Examiner* — Keli L Hill  
(74) *Attorney, Agent, or Firm* — Mintz Levin Cohn Ferris  
Glovsky and Popeo, P.C.; Steven M. Jensen; Richard B.  
Emmons

(57) **CLAIM**  
The ornamental design for a tiki cup holder, as shown and  
described.

**DESCRIPTION**

FIG. 1 is a top, front and right side perspective view of the  
first embodiment of a tiki cup holder, embodying my new  
design;  
FIG. 2 is a front view thereof;  
FIG. 3 is a back view thereof;  
FIG. 4 is a right view thereof;  
FIG. 5 is a left view thereof;  
FIG. 6 is a top view thereof;  
FIG. 7 is a bottom view thereof;  
FIG. 8 is a top, front and right side perspective view of the  
second embodiment of a tiki cup holder, embodying my new  
design;  
FIG. 9 is a front view thereof;  
FIG. 10 is a back view thereof;  
FIG. 11 is a right view thereof;  
FIG. 12 is a left view thereof;  
FIG. 13 is a top view thereof; and,  
FIG. 14 is a bottom view thereof.  
The broken lines shown are included for the purpose of  
illustrating portions of the tiki cup holder that form no part  
of the claim.

**1 Claim, 8 Drawing Sheets**



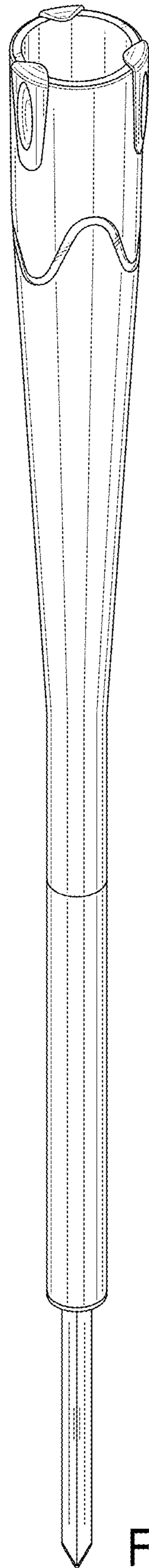


FIG. 1

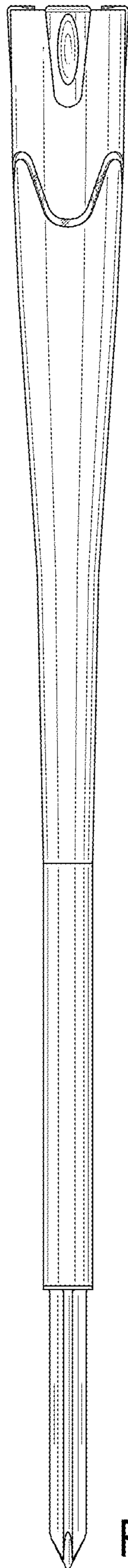


FIG. 2

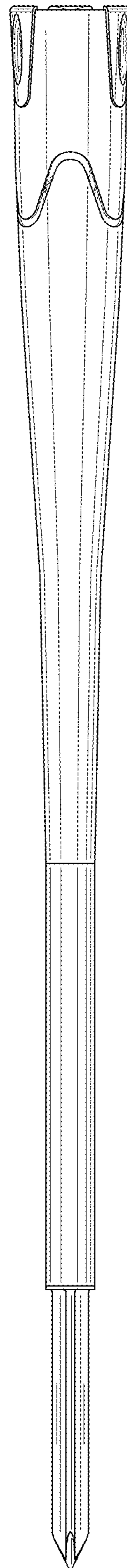


FIG. 3

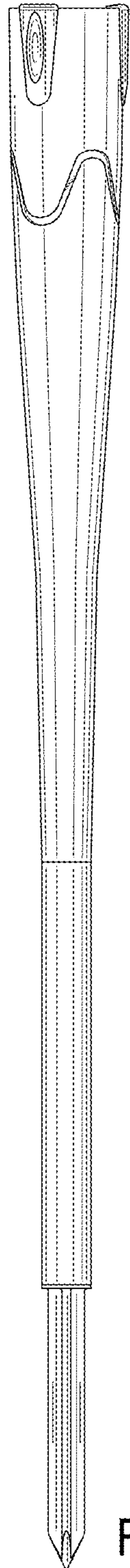


FIG. 4

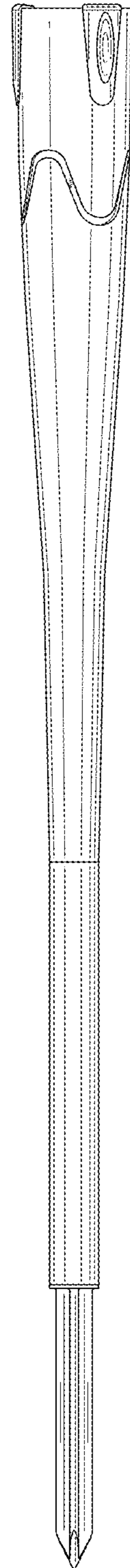


FIG. 5

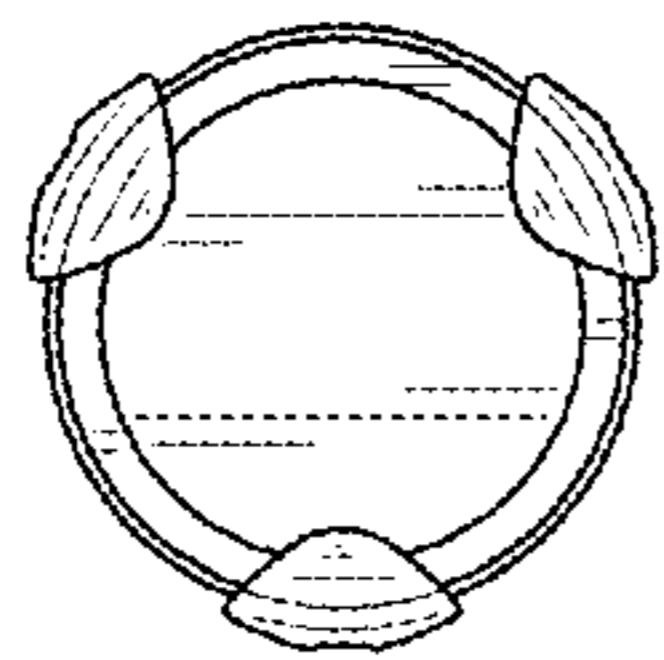


FIG. 6

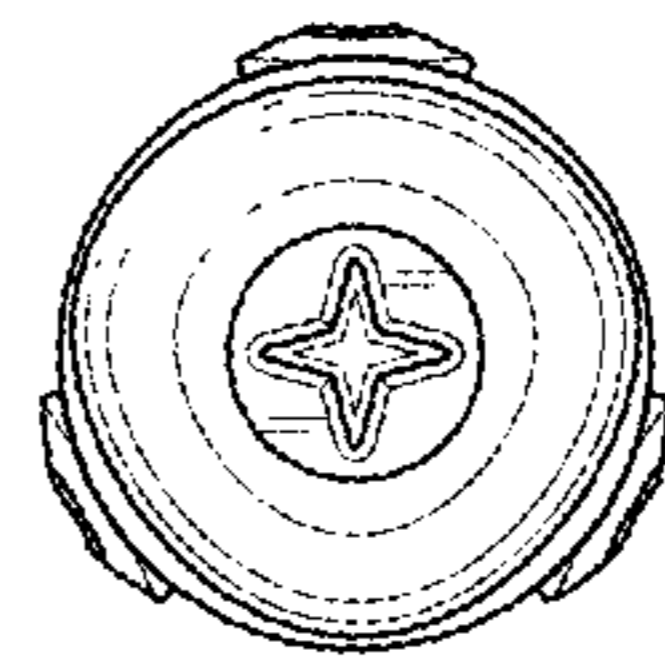


FIG. 7

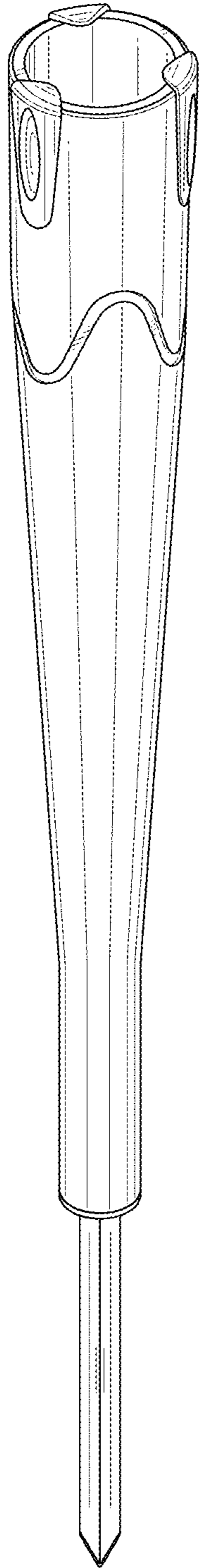


FIG. 8

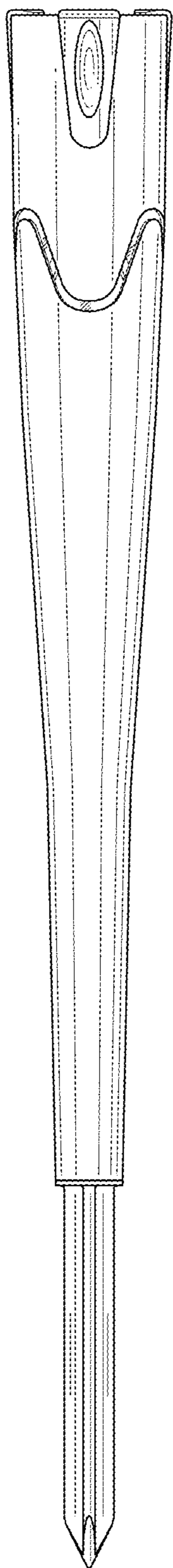


FIG. 9

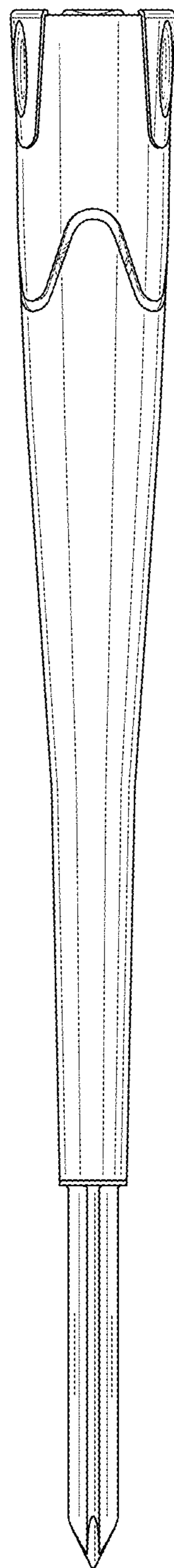


FIG. 10

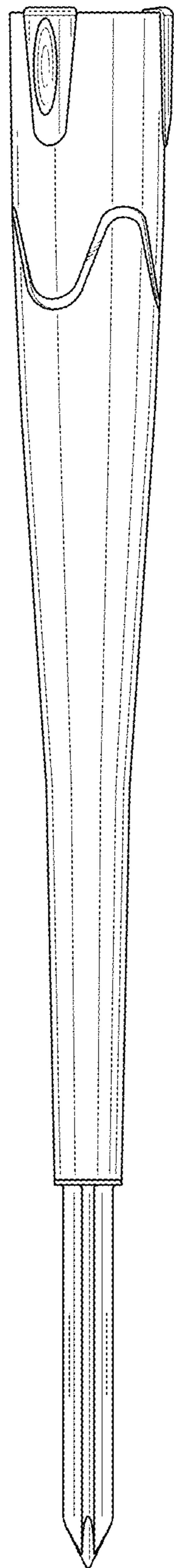


FIG. 11

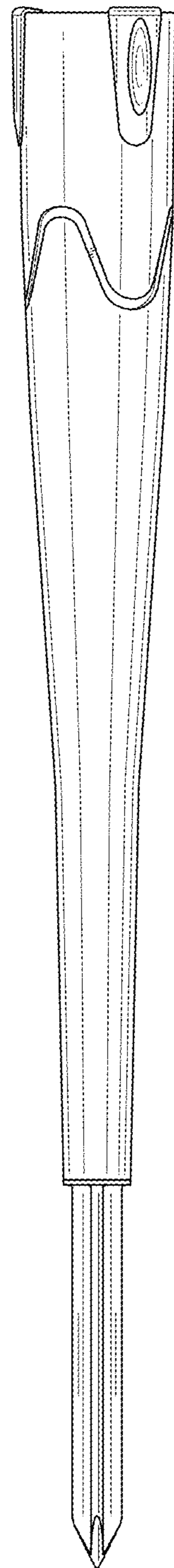


FIG. 12



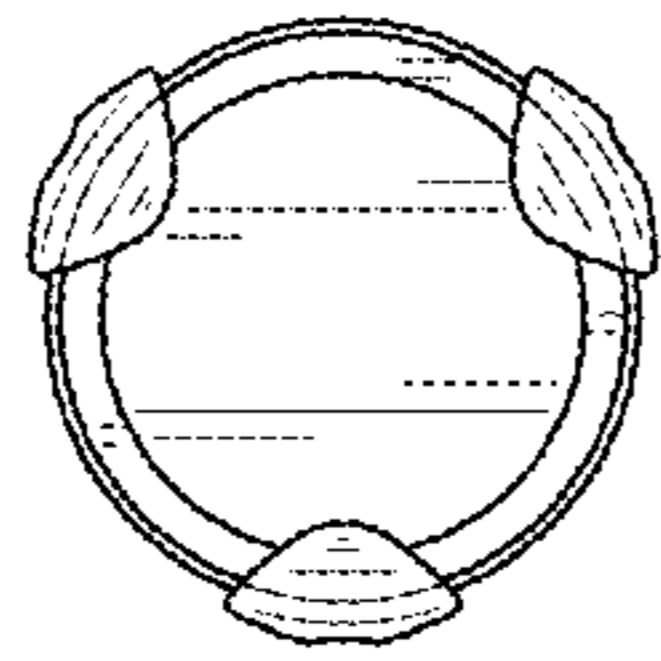


FIG. 13

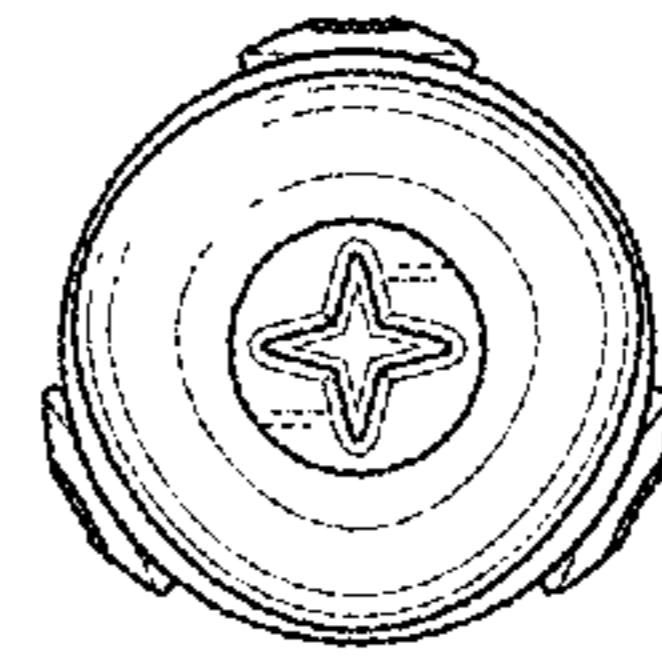


FIG. 14