



US00D770861S

(12) **United States Design Patent** (10) **Patent No.:** **US D770,861 S**
Williams (45) **Date of Patent:** **** Nov. 8, 2016**

(54) **CAKE HOLDER**

(71) Applicant: **Dawn Li'Sette Williams**, Merrillville, IN (US)

(72) Inventor: **Dawn Li'Sette Williams**, Merrillville, IN (US)

(**) Term: **14 Years**

(21) Appl. No.: **29/499,401**

(22) Filed: **Aug. 14, 2014**

(51) **LOC (10) Cl.** **07-07**

(52) **U.S. Cl.**
USPC **D7/610**

(58) **Field of Classification Search**

USPC D7/610, 500, 505, 543, 544, 545, 546, D7/547, 548, 549, 550.1, 551.1, 601, 602, D7/605, 606, 607, 608, 609, 613, 614, 615, D7/701, 702, 703, 704, 705, 706, 707, 708, D7/709, 710, 628, 630, 501, 554.4, 558, D7/586, 631, 632, 634; 220/780, 787, 220/212.5; 206/551, 906; 211/131, 128; D6/385-387, 391, 333, 331.503; D2/896, 897, 898, 900, 909, 913, 916, D2/919, 923, 939

CPC .. A47G 21/001; A47G 21/00; A47G 21/007; A47G 21/14; A47G 21/16; A47G 21/145; A47G 23/00; A47G 23/02; A47G 23/0208; A47G 23/0241; A47G 23/0258; A47G 23/0266; A47G 23/03; A47G 23/04; A47G 23/0313; A47G 23/0316; A47G 2023/0275; A47G 23/06; A47G 23/0616; A47G 23/0625; A47G 23/0641; A47G 23/065; A47G 23/0683; A47G 23/0691; A47G 23/08; A47G 29/00; A47G 19/00; A47B 57/00; A47D 7/04; A47D 13/063; A47D 13/025; A47D 9/02; A47D 5/006; Y10T 24/2509;

A43B 3/102; A43B 3/126; A43B 3/106; A43B 3/24; A43B 3/10; A43B 3/107

See application file for complete search history.

(56) **References Cited**

U.S. PATENT DOCUMENTS

2,069,752	A *	2/1937	Dorr	A43B 3/102
					36/11.5
2,197,333	A *	4/1940	Bianchi	A47D 9/00
					5/93.1
2,433,504	A *	12/1947	Zimmermann	A47D 7/04
					5/93.1
2,943,403	A *	7/1960	Meister	A43B 3/101
					36/9 A
2,979,735	A *	4/1961	Helmer	A47D 9/02
					5/105
3,255,465	A *	6/1966	Waldheim	A47D 9/02
					5/109

(Continued)

Primary Examiner — Ian Simmons

Assistant Examiner — Shannon Morgan

(74) *Attorney, Agent, or Firm* — Dunlap Bennett & Ludwig PLLC

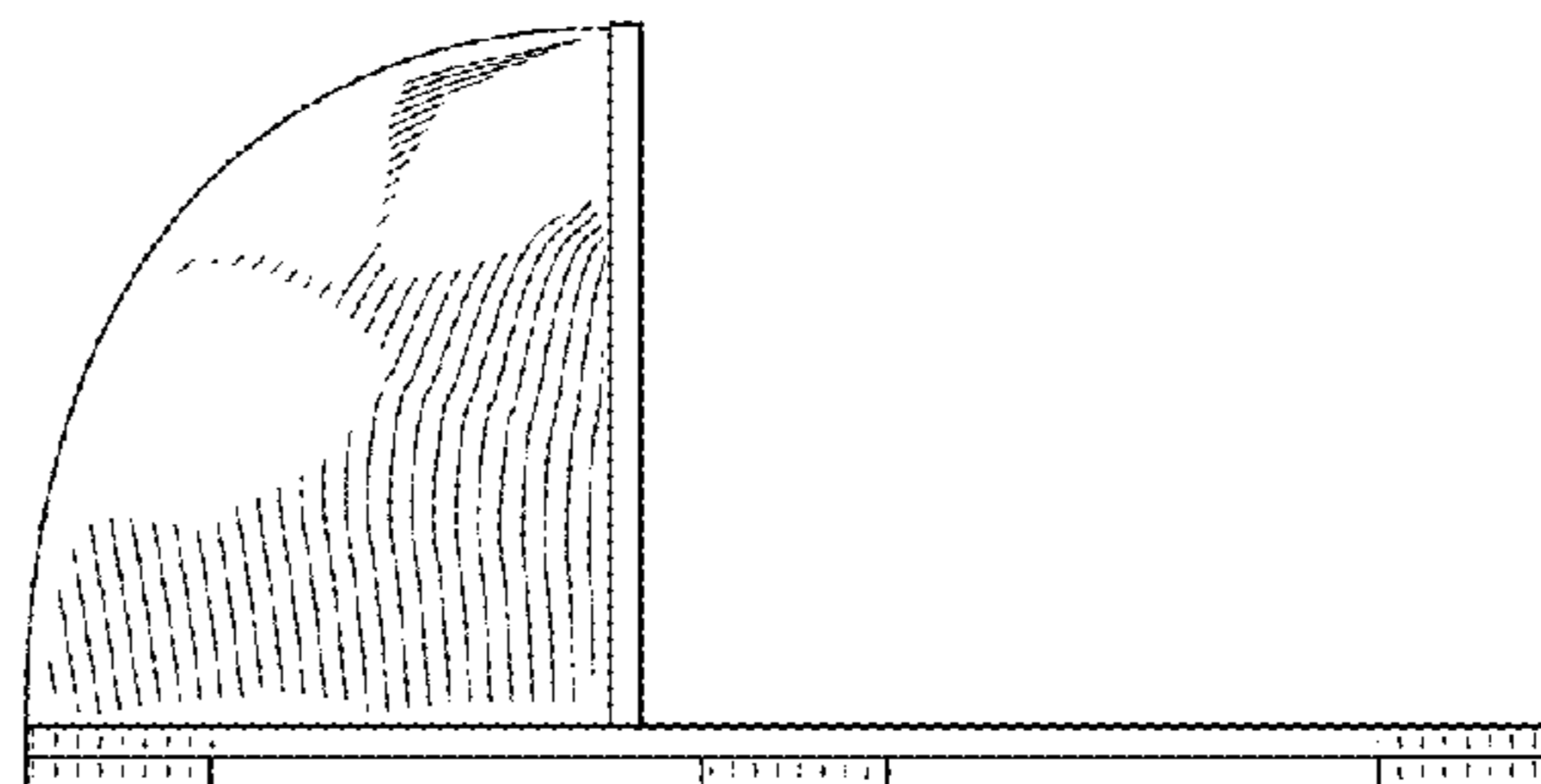
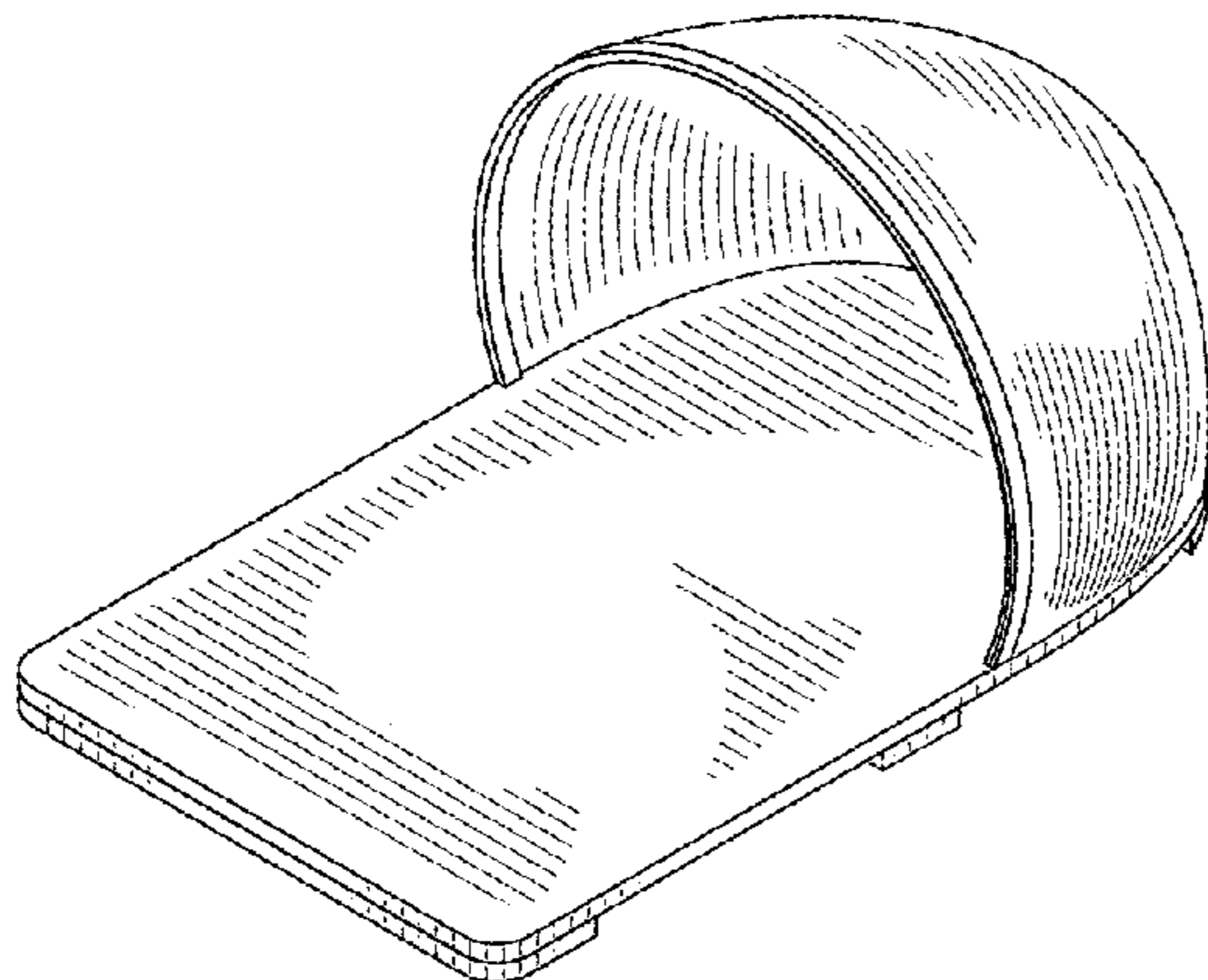
(57) **CLAIM**

The ornamental design for a cake holder, as shown and described.

DESCRIPTION

FIG. 1 is a perspective front view of a cake holder showing my new design;
 FIG. 2 is a front elevation view thereof;
 FIG. 3 is a rear elevation view thereof;
 FIG. 4 is a left side elevation view thereof; the right side view being a mirror image thereof;
 FIG. 5 is a top elevation view thereof; and,
 FIG. 6 is a bottom elevation view thereof.

1 Claim, 3 Drawing Sheets



(56)

References Cited

U.S. PATENT DOCUMENTS

D212,731 S * 11/1968 Mitchell D2/919
 D219,136 S * 11/1970 Mace D2/913
 3,721,434 A * 3/1973 Spies A47D 5/006
 128/870
 3,938,210 A * 2/1976 Mitchell A43D 5/00
 12/1 W
 4,145,822 A * 3/1979 Mitchell A43B 3/24
 12/142 R
 4,698,862 A * 10/1987 Mairs A47D 5/006
 5/413 R
 D318,575 S * 7/1991 Applebaum D25/138
 D336,234 S * 6/1993 Burgin D8/323
 D410,324 S * 6/1999 Adjeleian D2/909
 D413,192 S * 8/1999 Wale D2/909

6,370,715 B1 * 4/2002 Morton A47D 7/002
 5/655
 D486,956 S * 2/2004 Williams D2/919
 D586,541 S * 2/2009 Michkine D2/919
 7,685,657 B1 * 3/2010 Hernandez A47D 9/02
 5/101
 D617,610 S * 6/2010 Thomas D7/601
 8,661,588 B1 * 3/2014 Leach A47D 1/00
 5/424
 2002/0120985 A1 * 9/2002 Lopez, Jr. A47D 9/02
 5/108
 2006/0042118 A1 * 3/2006 Chi A43B 3/102
 36/9 R
 2009/0077742 A1 * 3/2009 Burns A47D 7/04
 5/93.2
 2011/0023335 A1 * 2/2011 Carol A43B 3/10
 36/9 R

* cited by examiner

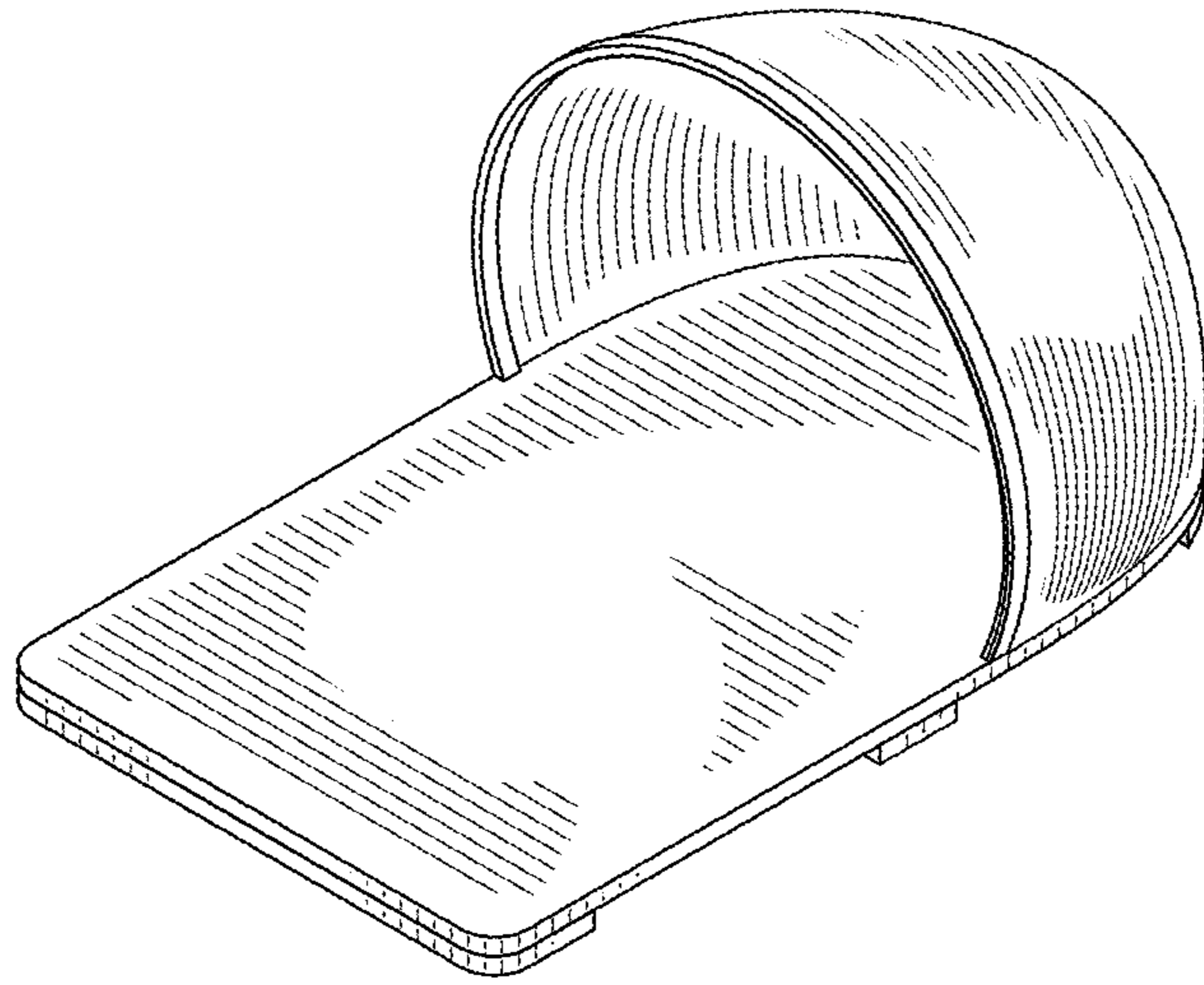


FIG. 1

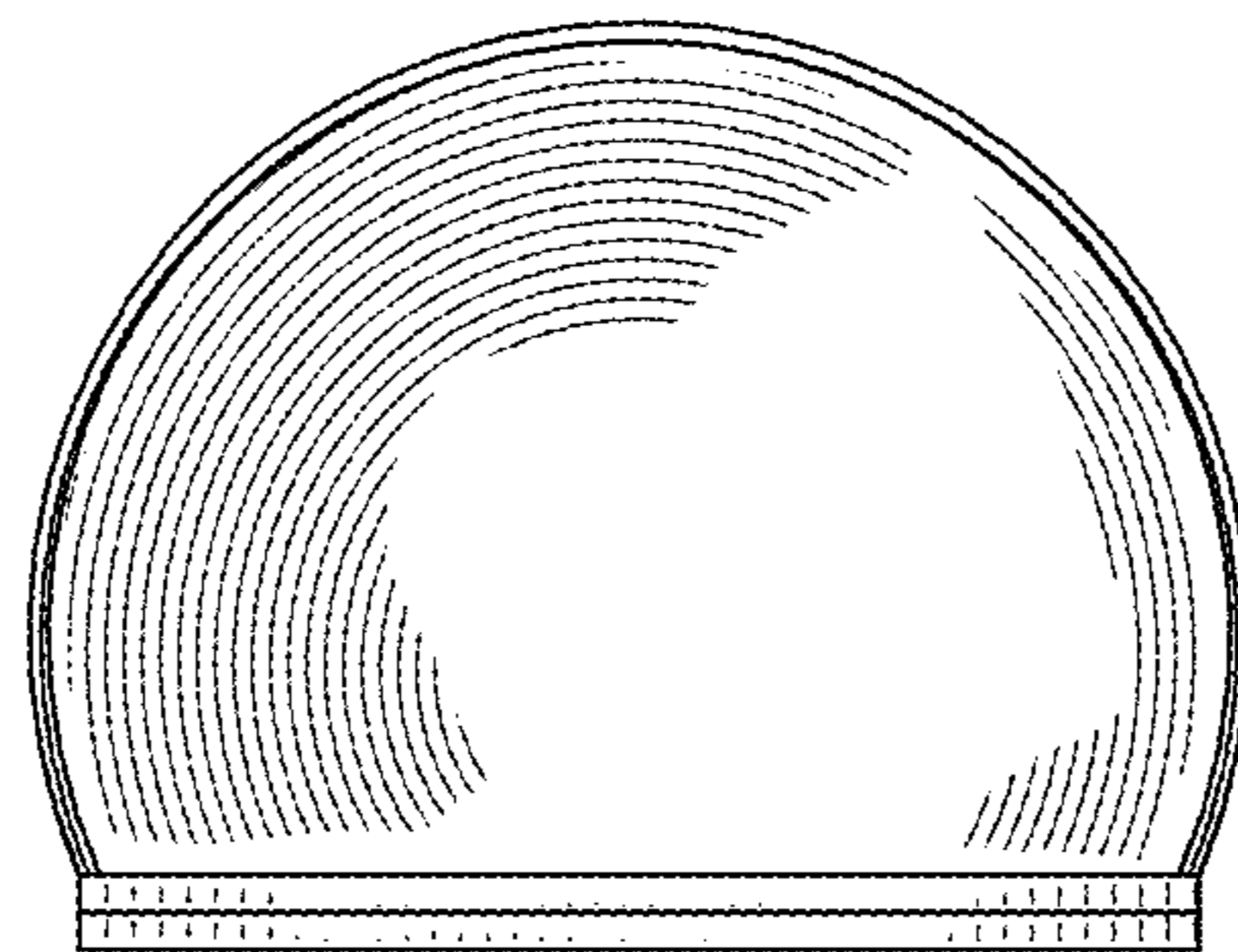


FIG. 2

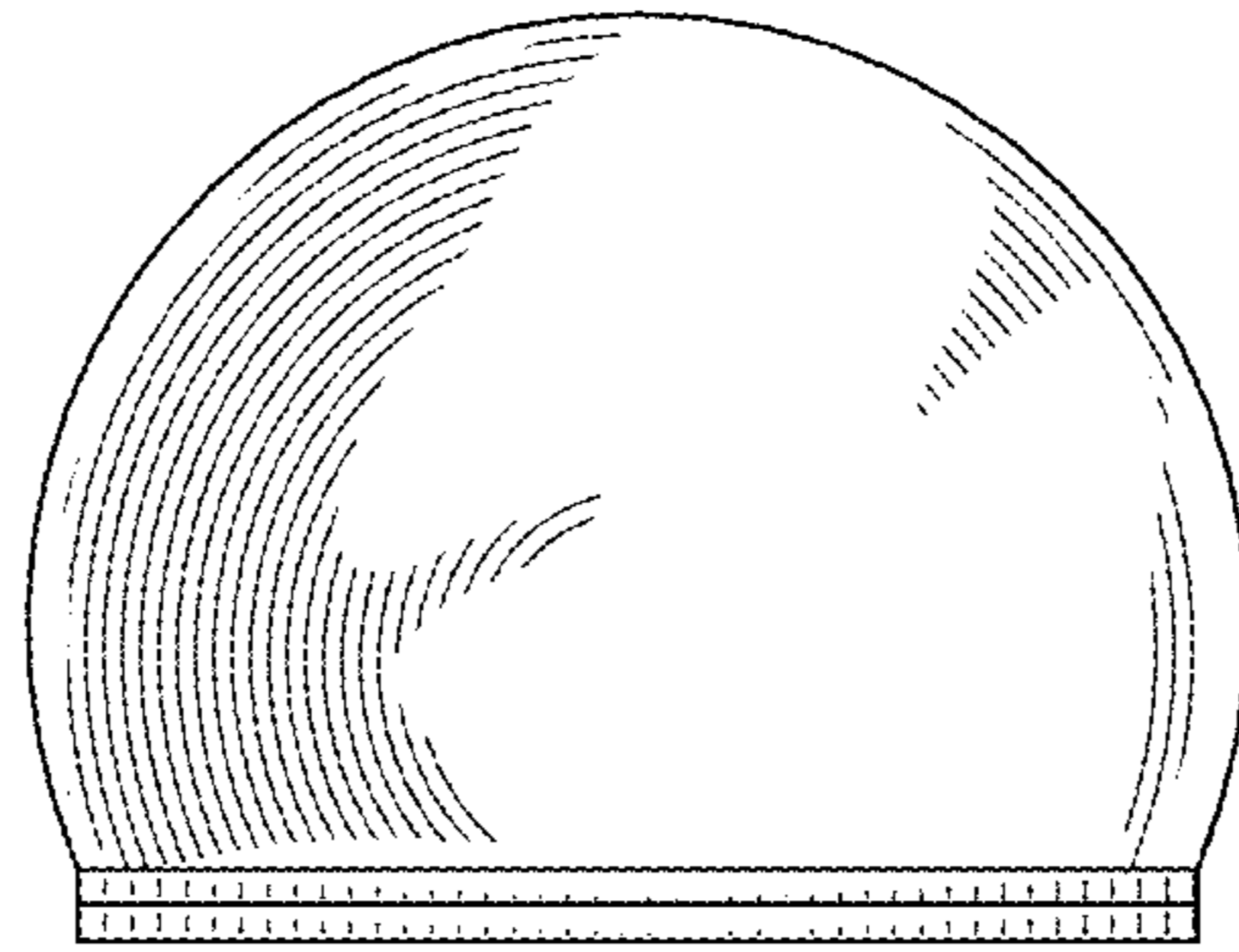


FIG. 3

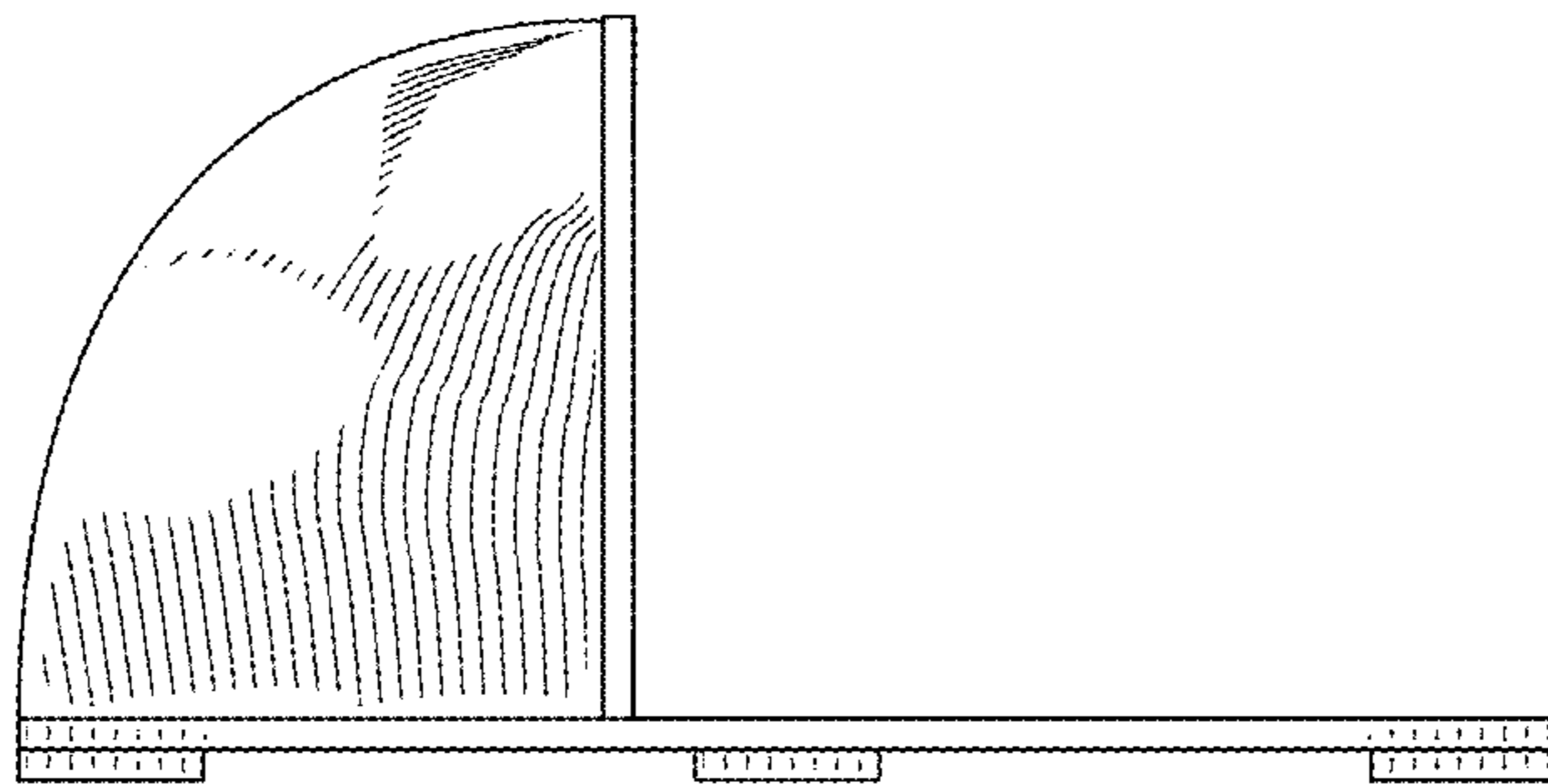


FIG. 4

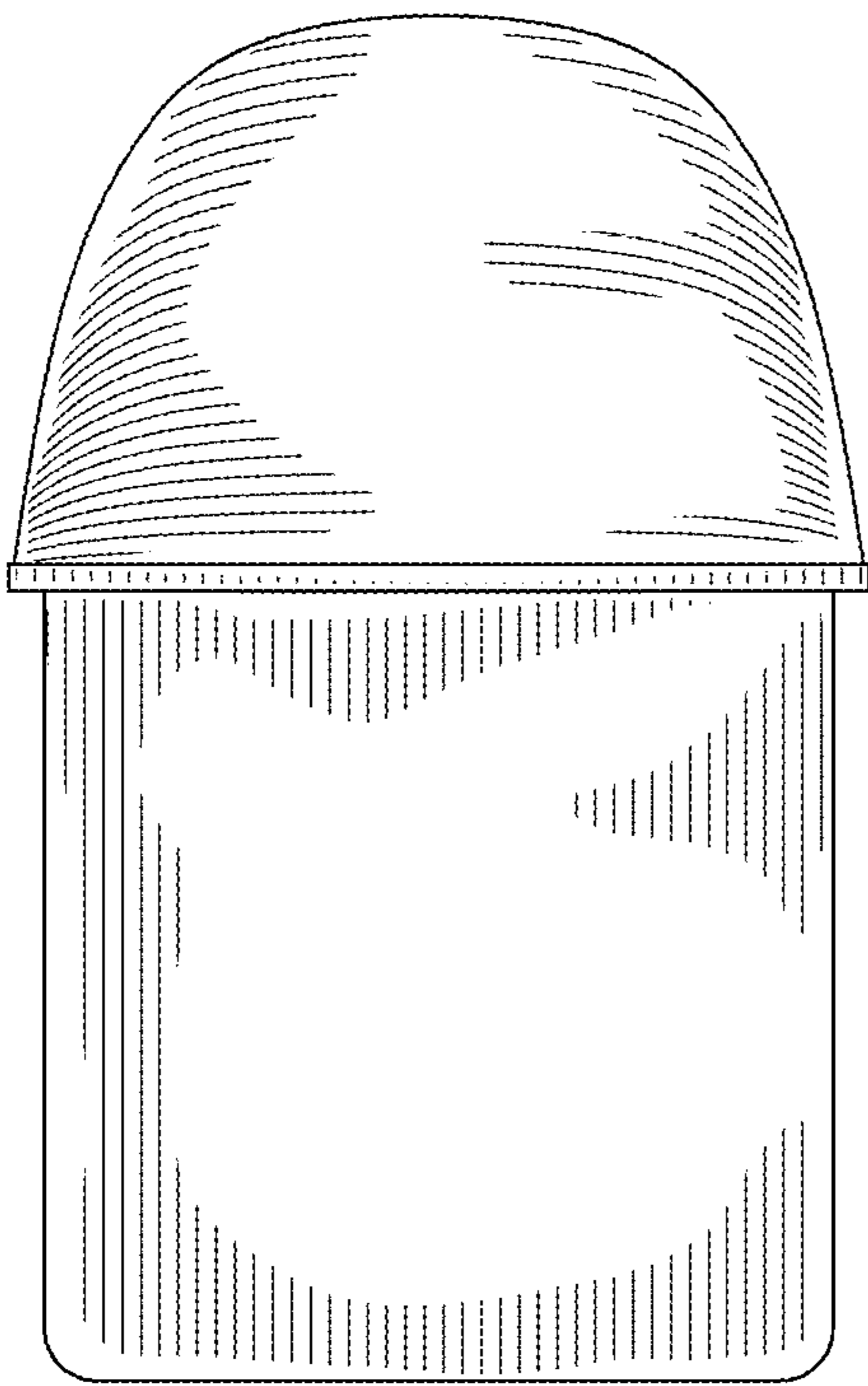


FIG. 6

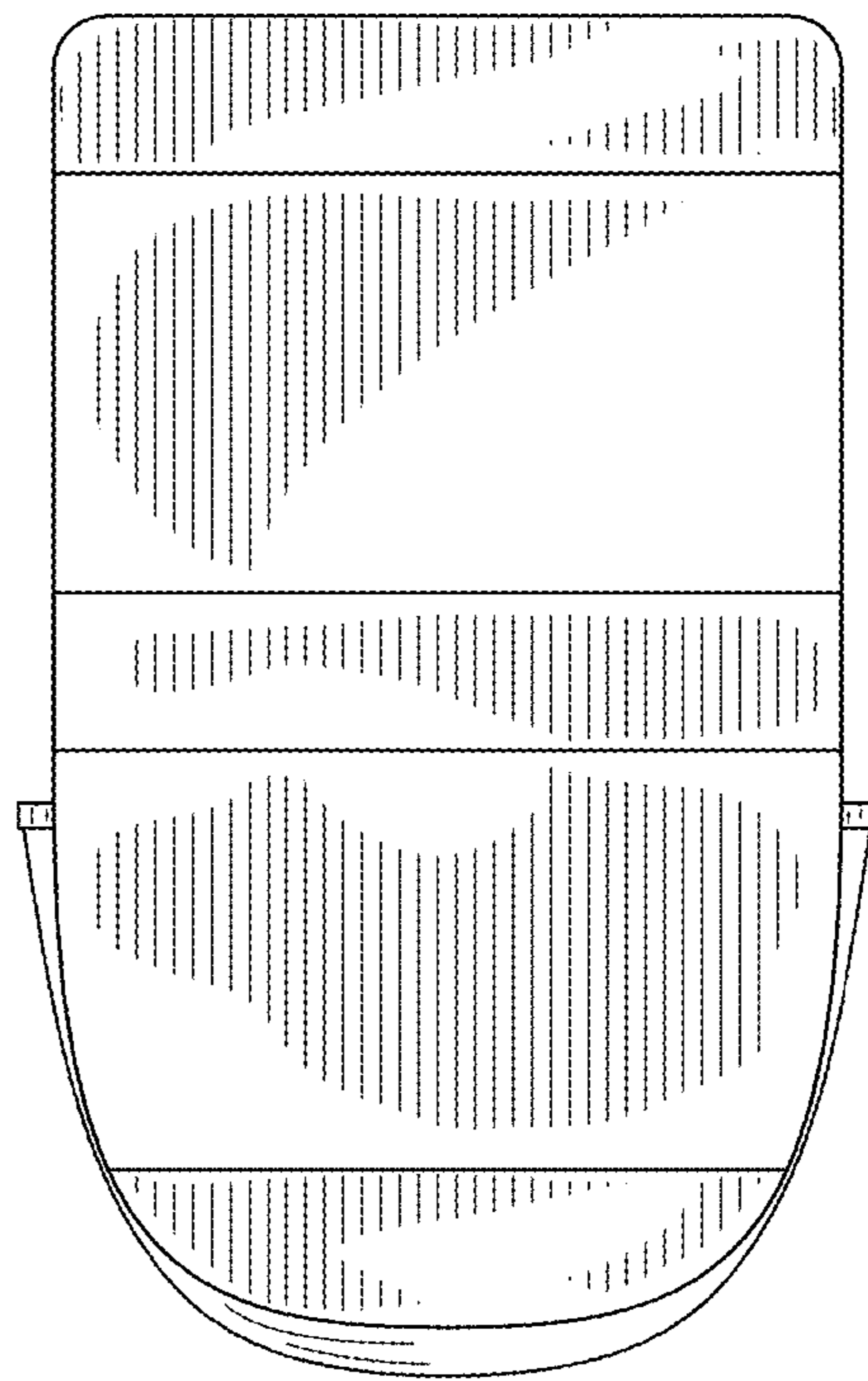


FIG. 5