



US00D770840S

(12) **United States Design Patent** (10) **Patent No.:** **US D770,840 S**
Guger et al. (45) **Date of Patent:** **** Nov. 8, 2016**

(54) **SERRATED CUTTING EDGE FOR A KNIFE**
(71) Applicants: **Christoph Guger**, Piberbach (AT);
Guenter Edlinger, Graz (AT)
(72) Inventors: **Christoph Guger**, Piberbach (AT);
Guenter Edlinger, Graz (AT)
(**) Term: **14 Years**
(21) Appl. No.: **29/523,986**
(22) Filed: **Apr. 15, 2015**
(30) **Foreign Application Priority Data**
Oct. 15, 2014 (EM) 001422869-0002
(51) **LOC (10) Cl.** **07-03**
(52) **U.S. Cl.**
USPC **D7/350; D7/349; D7/401.2**
(58) **Field of Classification Search**
USPC D7/393-395, 401.2, 642-652, 693,
D7/695-696; D8/8, 20, 93, 97-100, 107,
D8/300, 321; D22/117-118
CPC A01B 1/20; A01B 1/22; A22C 25/006;
A47G 21/06; A47G 21/065; A61B 17/3211;
A61B 17/3213; B21D 53/64; B23D 61/121;
B23D 61/123; B23Q 13/00; B25G 3/36;
B26B 1/00; B26B 1/08; B26B 1/10; B26B
3/00; B26B 3/02; B26B 3/03; B26B 3/04;
B26B 3/06; B26B 5/00; B26B 5/001; B26B
5/007; B26B 7/00; B26B 7/005; B26B 9/00;
B26B 9/02; B26B 11/00; B26B 11/006;
B26B 17/00; B26B 17/006; B26B 29/02
See application file for complete search history.

(56) **References Cited**
U.S. PATENT DOCUMENTS
556,615 A * 3/1896 Campbell B26B 9/02
30/355
605,577 A * 6/1898 Hutchinson B23Q 13/00
30/520
2,534,424 A * 12/1950 Dryden B23D 61/121
83/846

2,568,870 A * 9/1951 Ronan B23D 61/121
83/846
2,895,218 A * 7/1959 Petzoldt B26B 9/02
30/355
3,024,533 A * 3/1962 Nitsch B26B 9/02
30/355
3,279,065 A * 10/1966 Senkewitz B26B 9/02
30/355
D266,735 S * 11/1982 Hahn D7/650
D302,092 S * 7/1989 Cohen D7/650
D315,660 S * 3/1991 Hahn D7/650
5,119,708 A * 6/1992 Musgrove B23D 61/123
30/355
D459,172 S * 6/2002 Bissell D8/20
D479,107 S * 9/2003 Rack D8/20
D479,447 S * 9/2003 Rack D8/20
D482,945 S * 12/2003 Grolimund D8/20
D484,759 S * 1/2004 Rack D8/20
D534,401 S * 1/2007 Duffin D8/20
D555,444 S * 11/2007 Ammann D8/20
D606,820 S * 12/2009 Burke, III D8/20
D623,490 S * 9/2010 Lauber D8/20
D686,049 S * 7/2013 Ji D8/20
D694,590 S * 12/2013 Weber D7/649
D711,202 S * 8/2014 Nikas D8/20
D712,711 S * 9/2014 Nikas D8/20
D720,585 S * 1/2015 Gardner D8/20
2007/0039445 A1 * 2/2007 Nitsch B26B 9/02
83/835

* cited by examiner

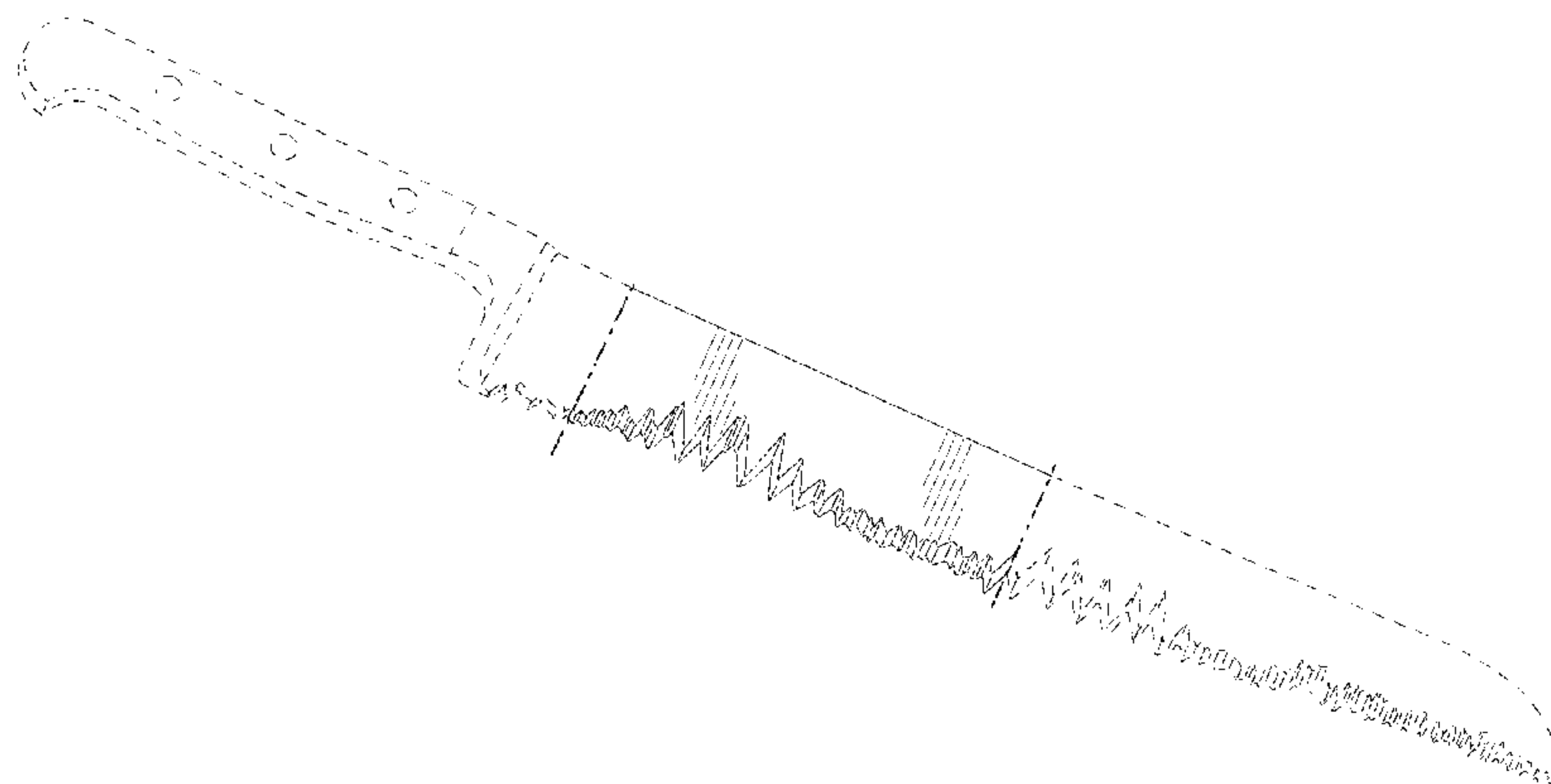
Primary Examiner — Ricky Pham
(74) *Attorney, Agent, or Firm* — Laurence A. Greenberg;
Werner H. Stemer; Ralph E. Locher

(57) **CLAIM**
The ornamental design for a serrated cutting edge for a
knife, as shown and described.

DESCRIPTION

FIG. 1 is a perspective view of the serrated cutting edge for
a knife, showing our new design;
FIG. 2 is a right side elevation view thereof;
FIG. 3 is a left side elevation view thereof;
FIG. 4 is a top view thereof; and,
FIG. 5 is a bottom view thereof.
The broken lines depict environmental structure (e.g., the
rest of a knife and blade that the serrated cutting edge design
would be applied to) and do not form a part of the claim.

1 Claim, 3 Drawing Sheets



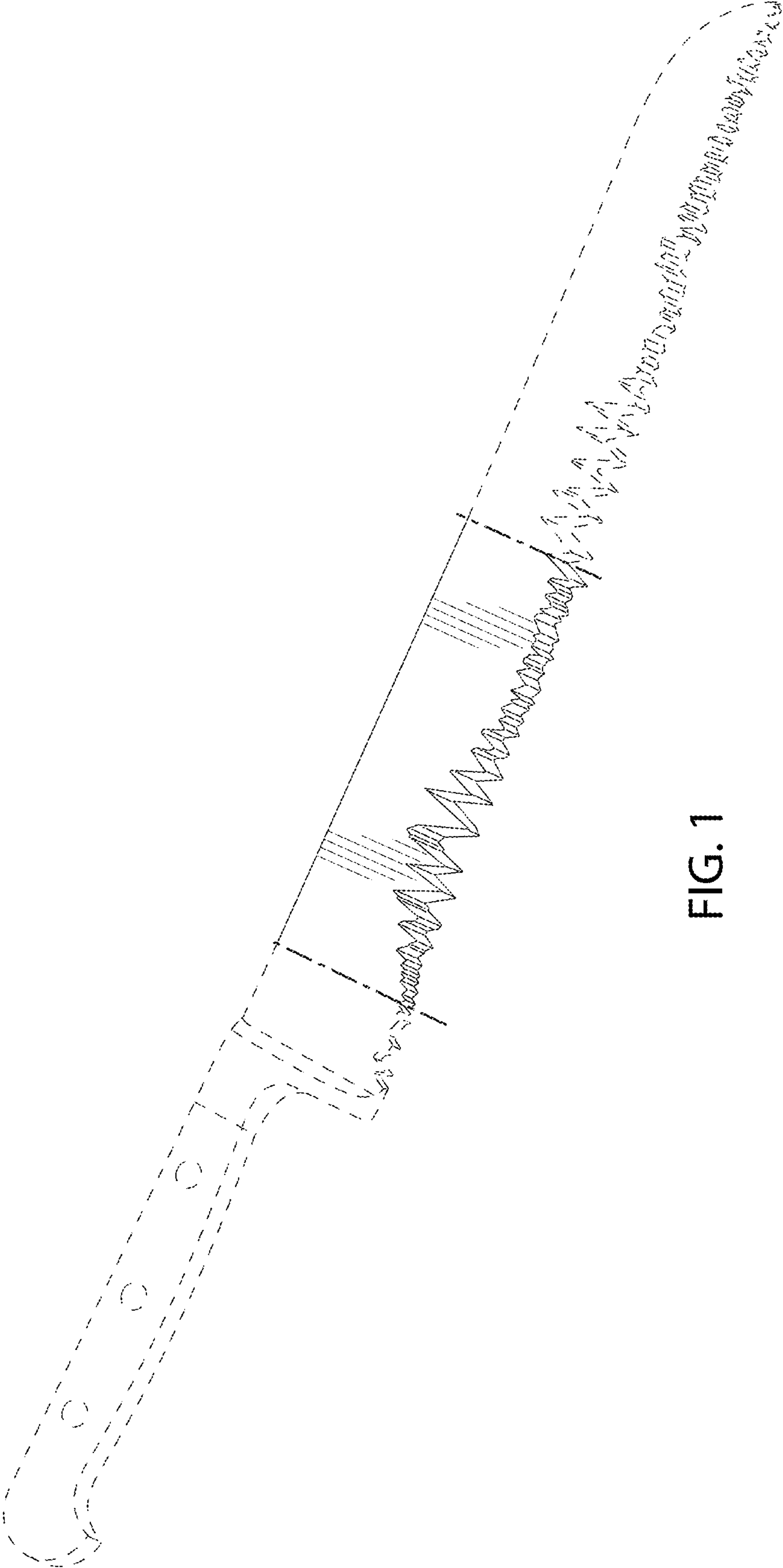


FIG. 1

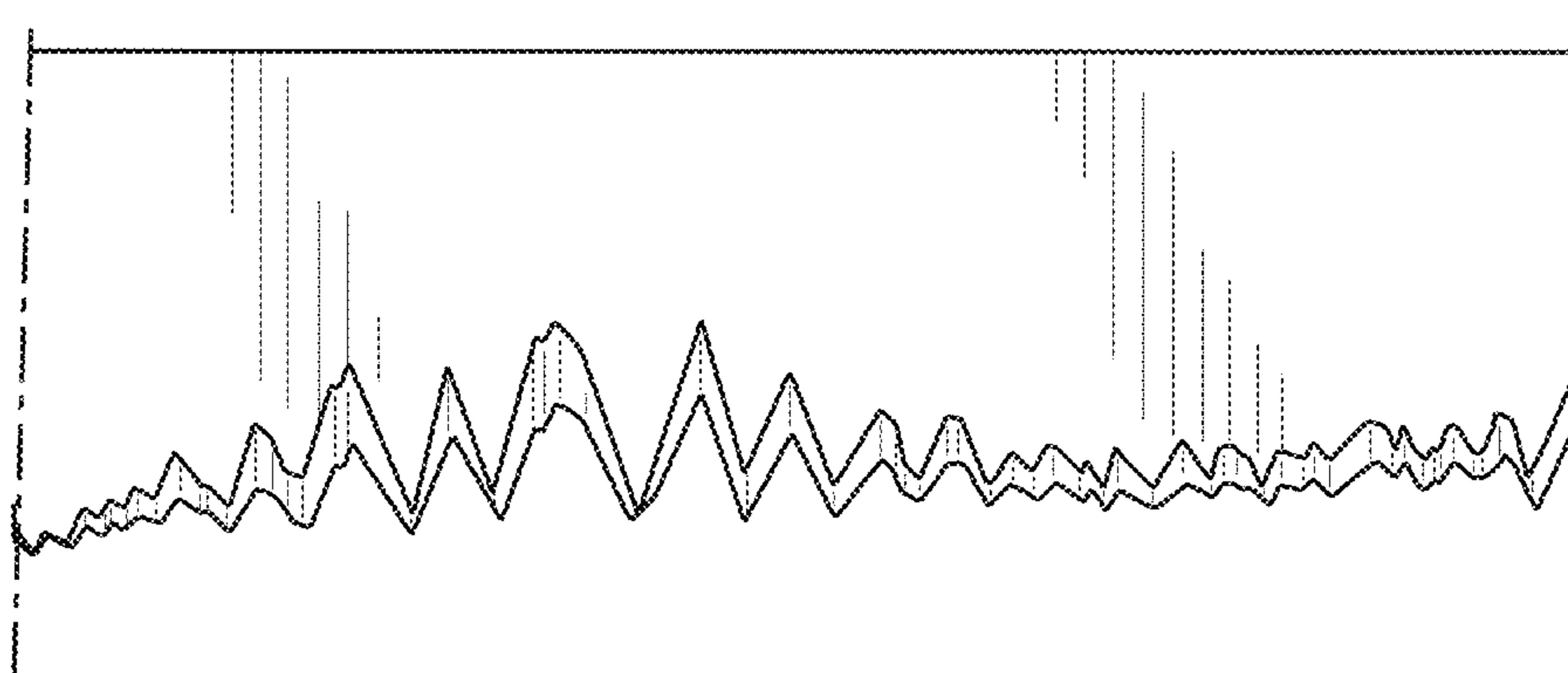


FIG. 2

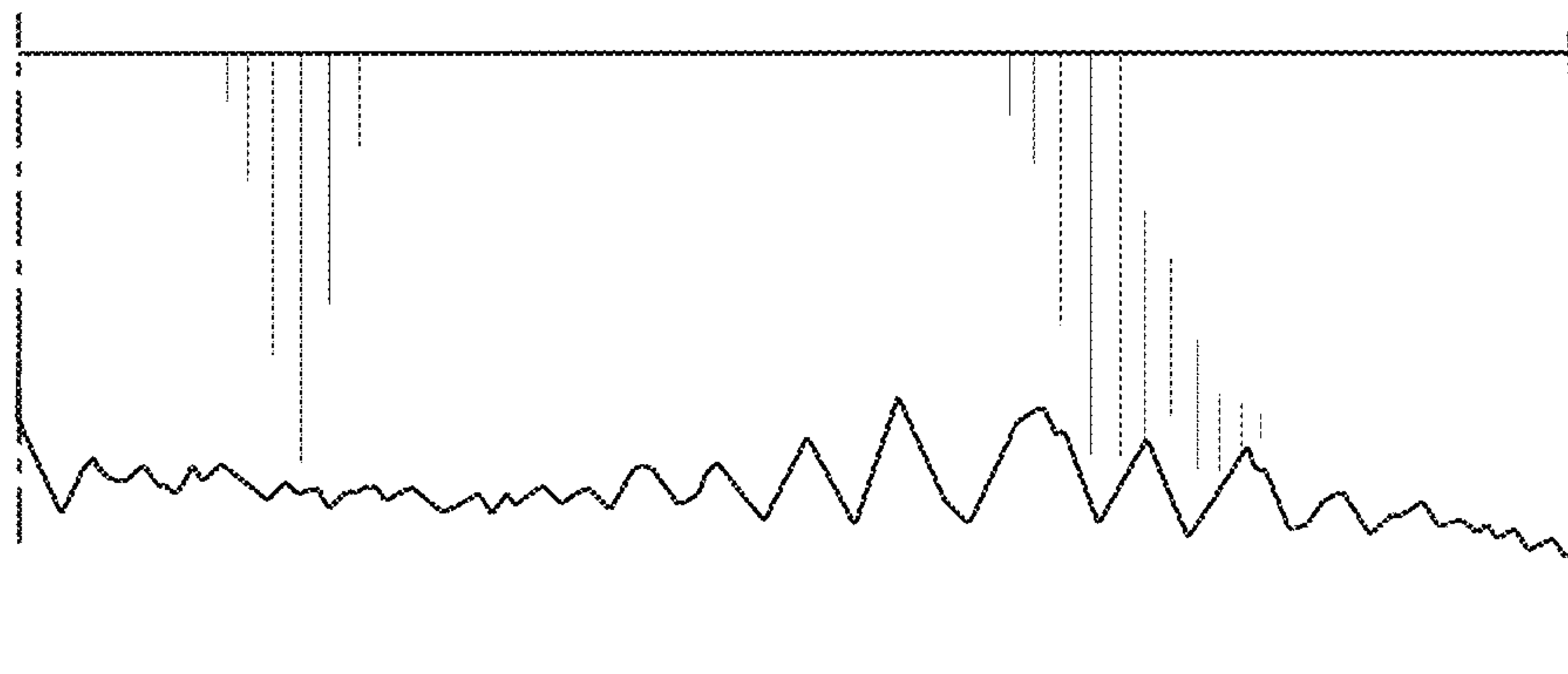


FIG. 3

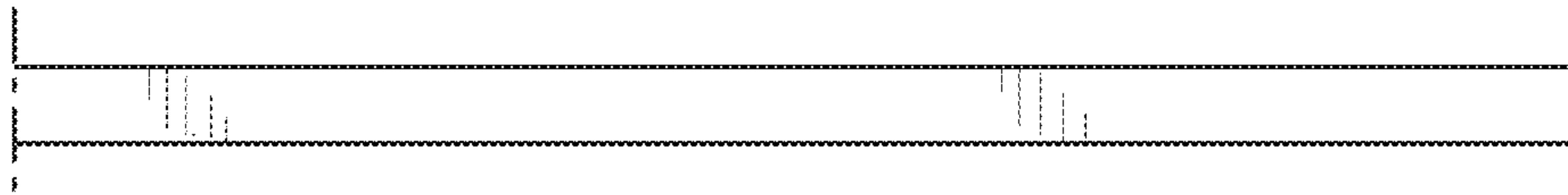


FIG. 4




FIG. 5