



US00D770815S

(12) **United States Design Patent**
Jackson et al.

(10) **Patent No.:** **US D770,815 S**

(45) **Date of Patent:** **** Nov. 8, 2016**

(54) **TOOL CHEST**

(71) Applicant: **HOME DEPOT PRODUCT AUTHORITY, LLC**, Atlanta, GA (US)

(72) Inventors: **Nicholas Jackson**, Marietta, GA (US);
Adam R. Green, Marietta, GA (US)

(73) Assignee: **Home Depot Product Authority, LLC**, Atlanta, GA (US)

(**) Term: **14 Years**

(21) Appl. No.: **29/506,784**

(22) Filed: **Oct. 20, 2014**

(51) **LOC (10) Cl.** **06-04**

(52) **U.S. Cl.**
USPC **D6/671.1**

(58) **Field of Classification Search**
USPC D6/663, 664, 671, 671.1, 671.2, 671.3,
D6/671.4; D34/21
CPC A47B 17/04; A47B 45/00; A47B 63/00;
A47B 67/00; A47B 67/04; A47B 88/00;
A47B 88/04; A47B 43/00; E05B 65/462
See application file for complete search history.

(56) **References Cited**

U.S. PATENT DOCUMENTS

- | | | | | | | |
|-----------|----|---|---------|-------------|-------|-------------------------|
| D254,883 | S | * | 5/1980 | Jorda-Segui | | D6/671 |
| D286,714 | S | * | 11/1986 | Verholt | | D6/671.1 |
| 5,257,860 | A | * | 11/1993 | Slivon | | E05B 65/462
312/218 |
| D423,817 | S | * | 5/2000 | Holcomb | | D34/21 |
| D423,818 | S | * | 5/2000 | Holcomb | | D34/21 |
| D427,807 | S | * | 7/2000 | Holcomb | | D34/21 |
| 8,851,585 | B2 | * | 10/2014 | Chang | | A47B 67/04
312/257.1 |
| D732,858 | S | * | 6/2015 | Troyner | | D6/671.1 |

- | | | | | | | |
|--------------|----|---|---------|----------|-------|-----------------------|
| D733,470 | S | * | 7/2015 | Troyner | | D6/671.1 |
| D734,069 | S | * | 7/2015 | Zhao | | D6/671.1 |
| D734,070 | S | * | 7/2015 | Zhao | | D6/671.1 |
| D741,624 | S | * | 10/2015 | Freimuth | | D6/671.1 |
| 2007/0228903 | A1 | * | 10/2007 | Liu | | A47B 43/00
312/280 |

OTHER PUBLICATIONS

Office Action received in Chinese counterpart application 201630094694.X dated May 18, 2016 (2 pages).

* cited by examiner

Primary Examiner — Mimosa De

(74) *Attorney, Agent, or Firm* — Greenberg Traurig, LLP

(57) **CLAIM**

The ornamental design for a tool chest, as shown and described.

DESCRIPTION

FIG. 1 is a perspective view of a first embodiment of our tool chest;

FIG. 2 is a front view thereof;

FIG. 3 is a front view thereof;

FIG. 4 is a right side view thereof, the left side being a mirror image thereof;

FIG. 5 is a perspective view of a second embodiment of our tool chest;

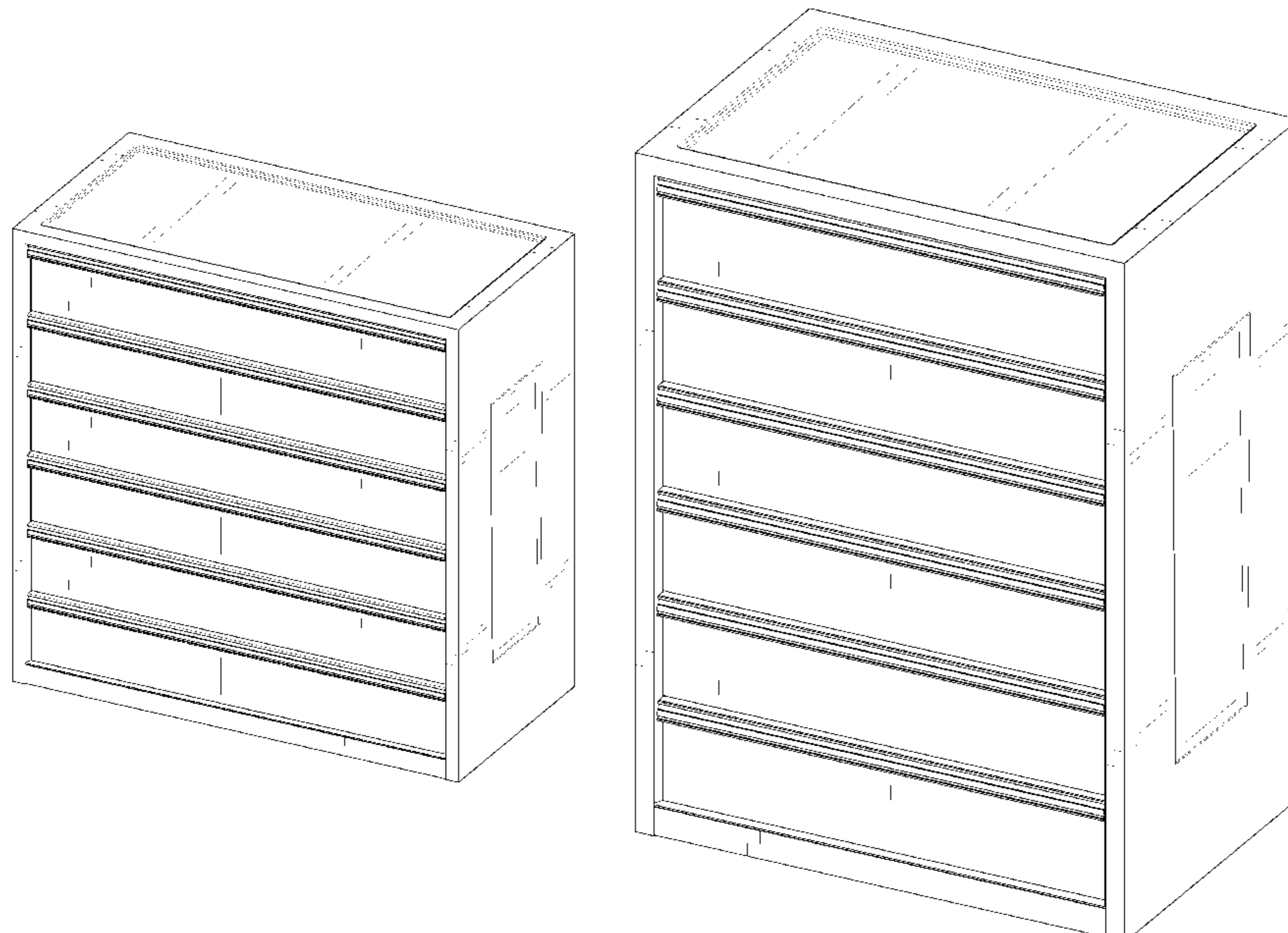
FIG. 6 is a front view thereof;

FIG. 7 is a right side view thereof, the left side being a mirror image thereof; and,

FIG. 8 is a top view thereof.

The dashed lines in the figures form no part of the claimed design. All other surface(s) or portion(s) of our tool chest not shown in the figures or otherwise described in the specification, including the back and bottom thereof, form no part of the claimed design.

1 Claim, 8 Drawing Sheets



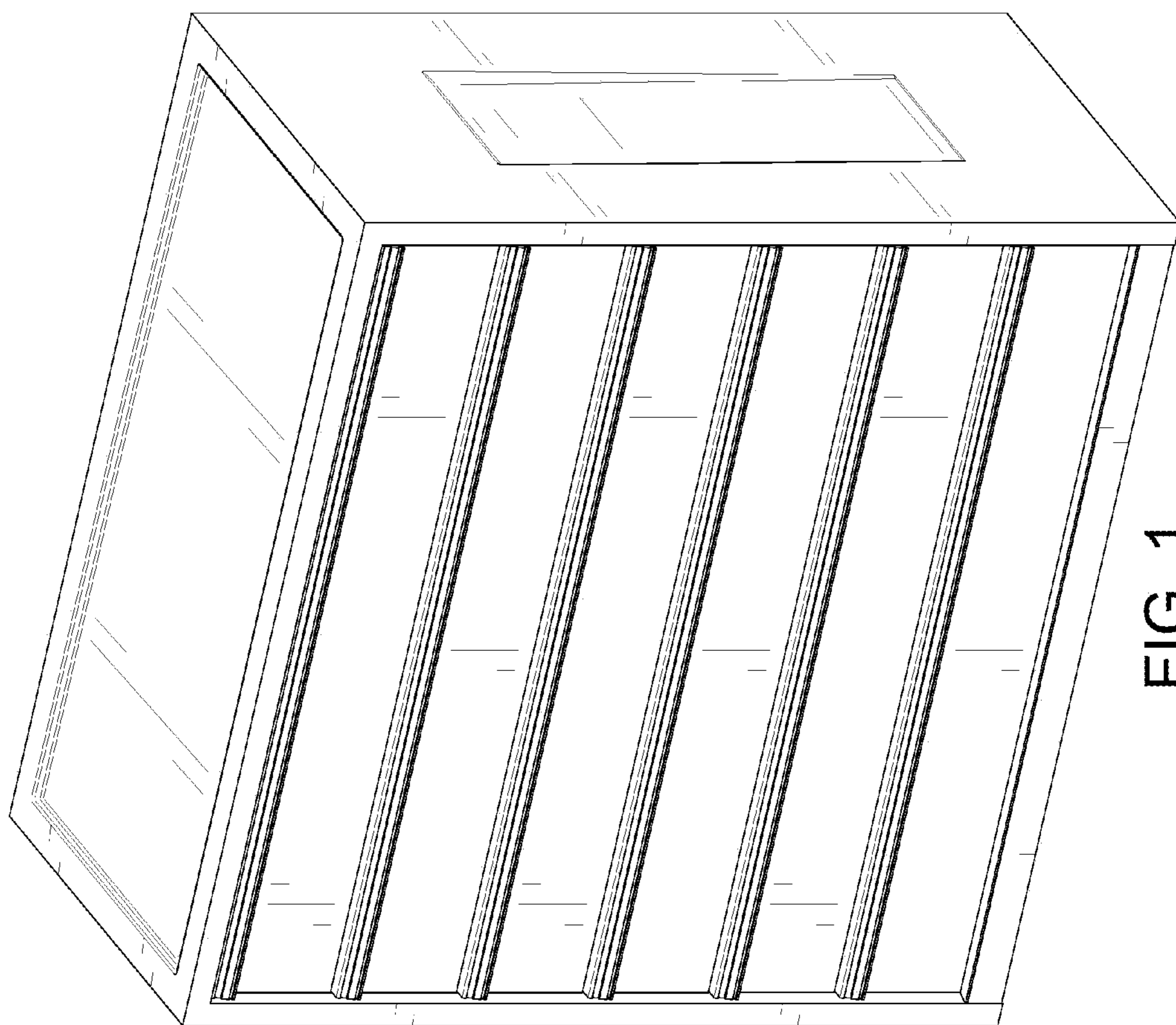


FIG. 1

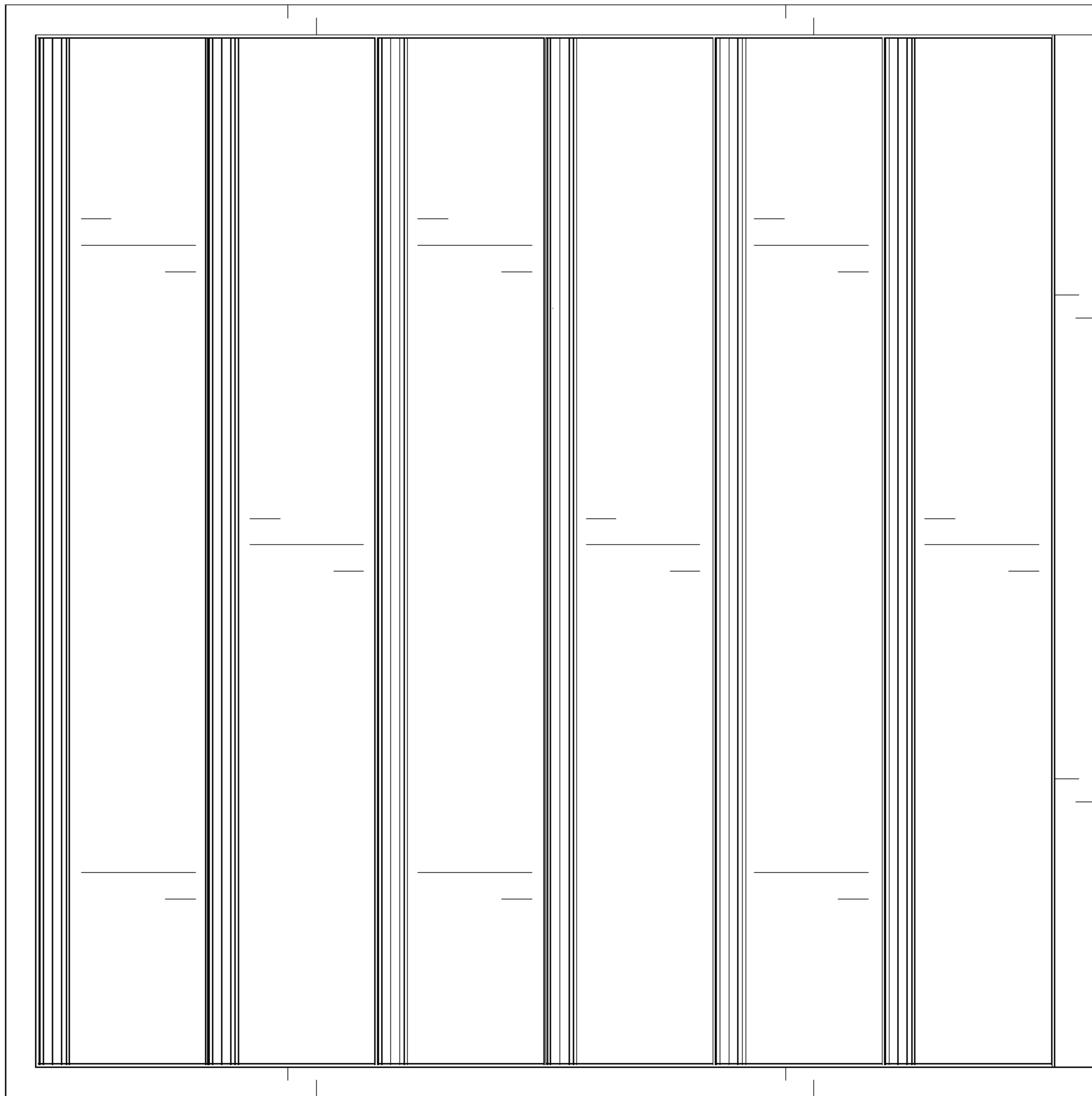


FIG. 2

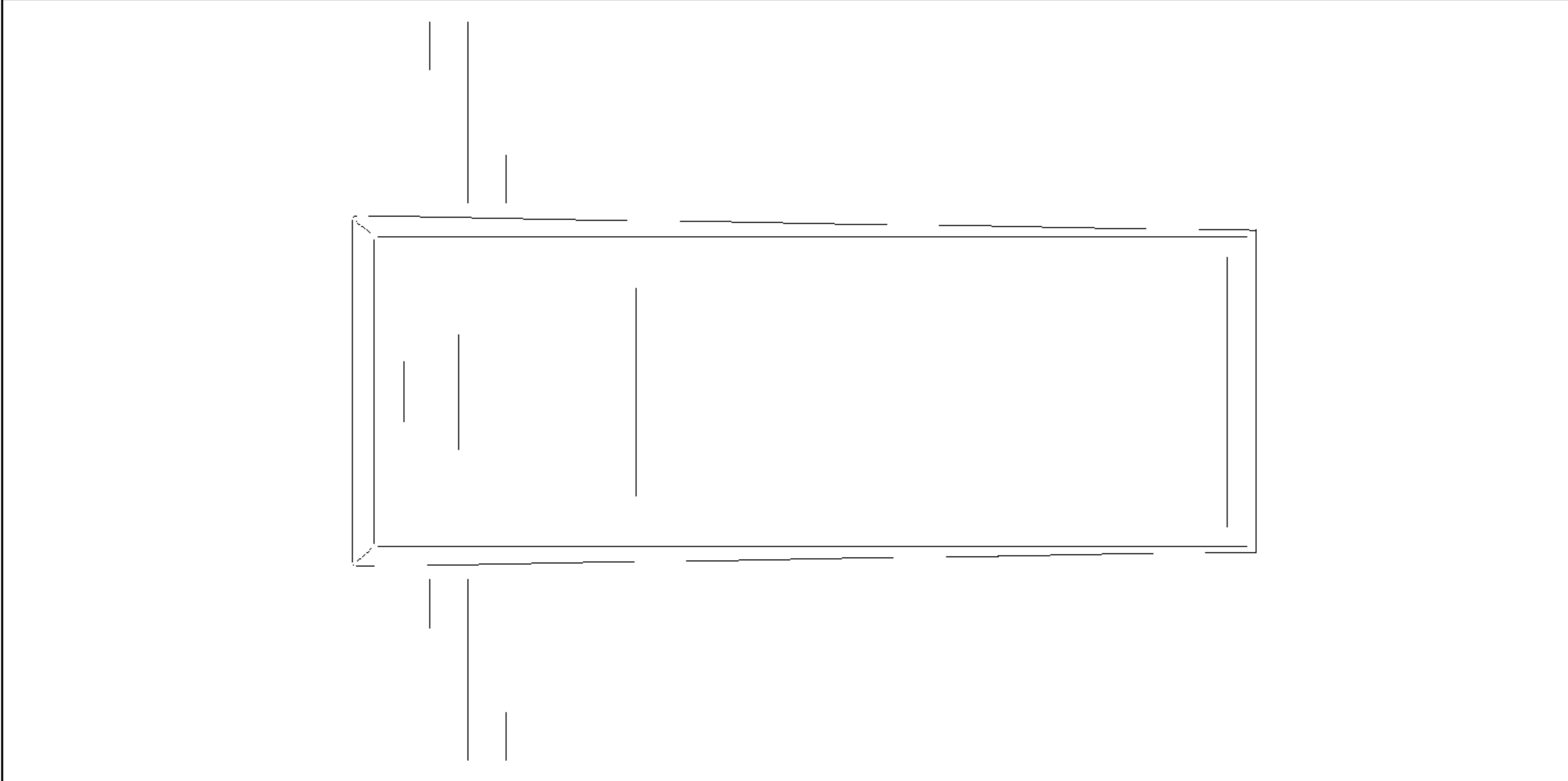


FIG. 3




FIG. 4

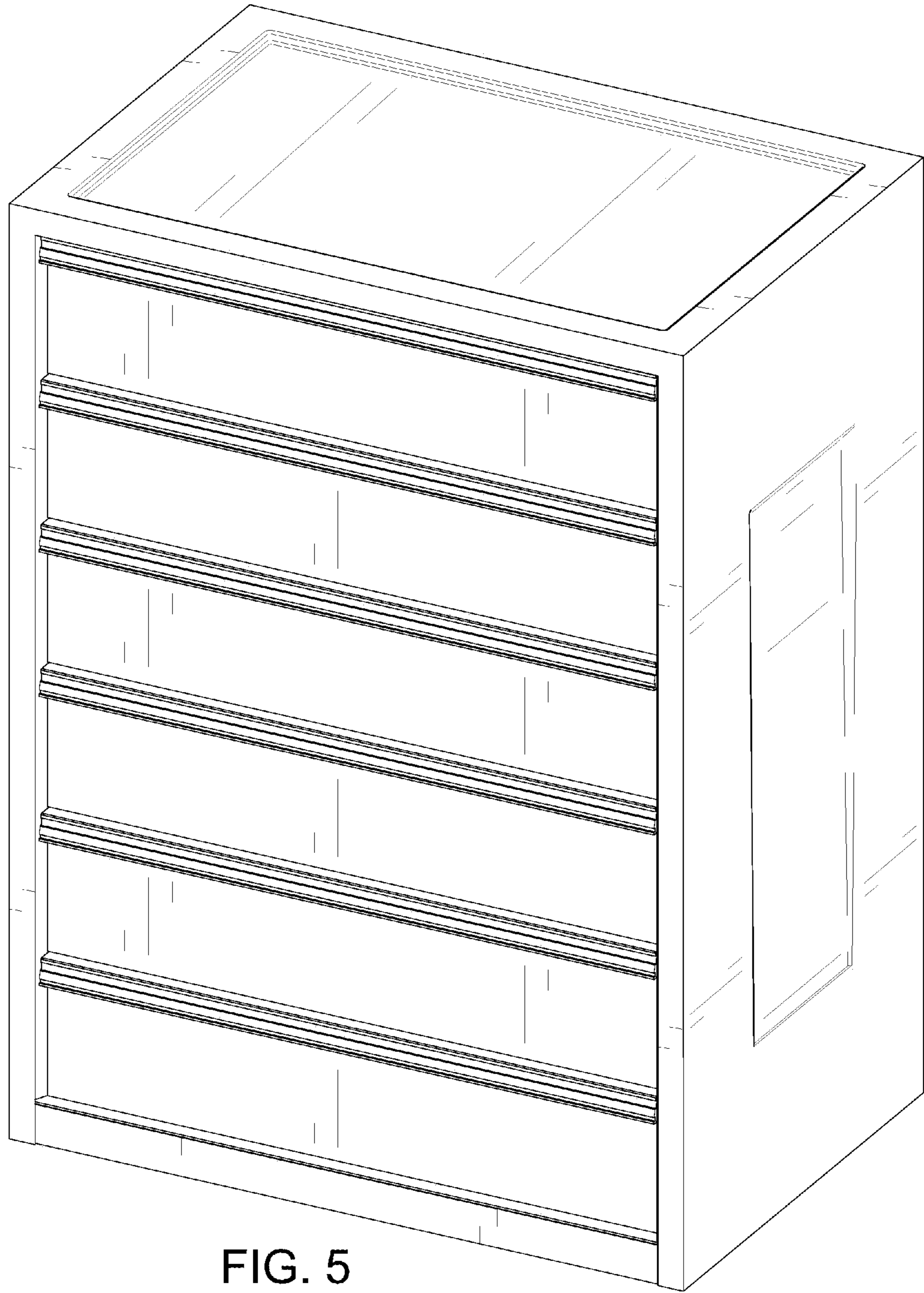


FIG. 5




FIG. 6

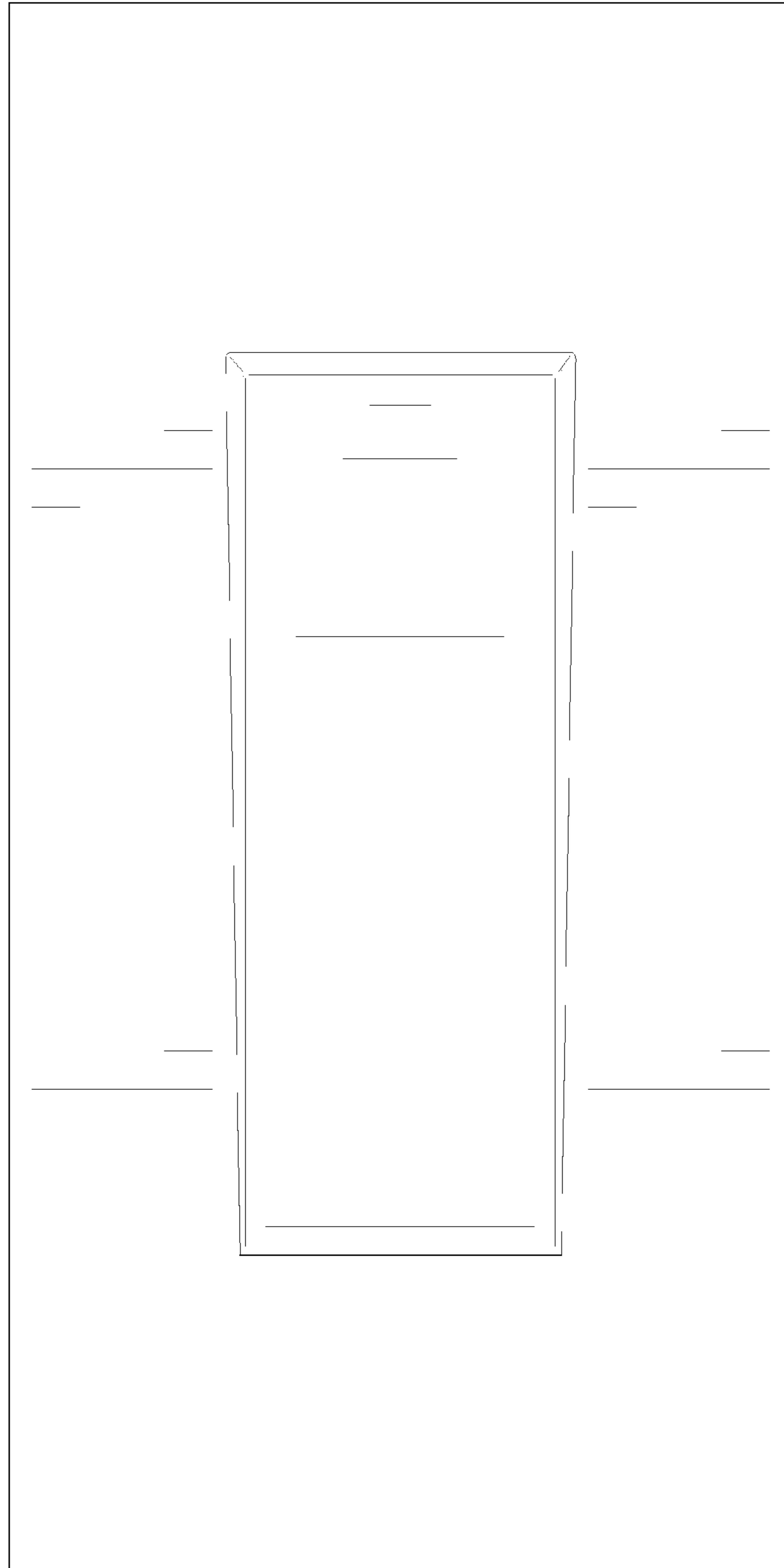


FIG. 7

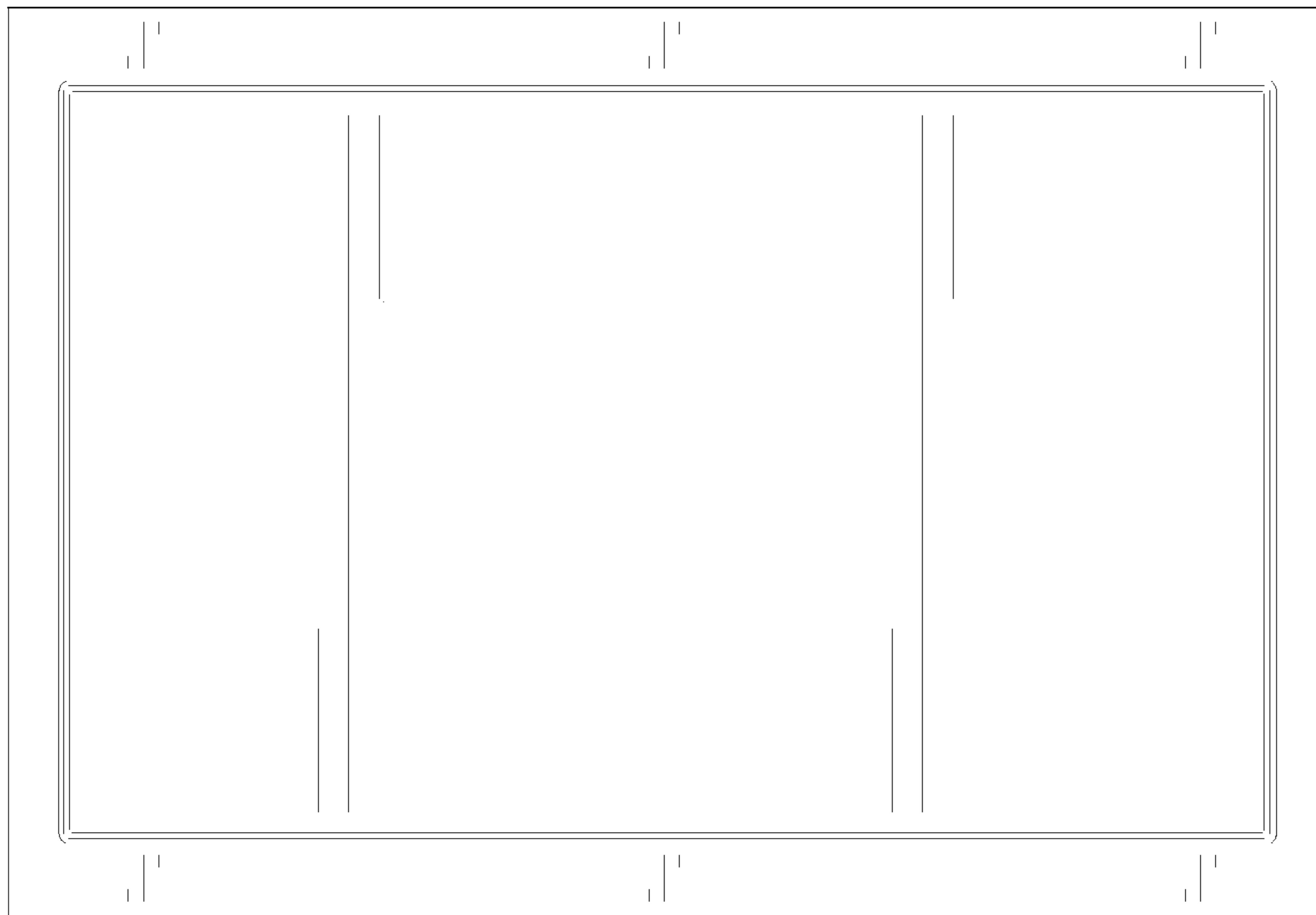


FIG. 8