



US00D770812S

(12) **United States Design Patent** (10) **Patent No.:** **US D770,812 S**
Browning et al. (45) **Date of Patent:** **** Nov. 8, 2016**

- (54) **BED SHEET RETAINER**
- (71) Applicant: **EDISON NATION, LLC**, Charlotte, NC (US)
- (72) Inventors: **Jeffrey C. Browning**, Charlotte, NC (US); **Laura Abbott Lynch**, Charlotte, NC (US)
- (73) Assignee: **Edison Nation, LLC**, Charlotte, NC (US)
- (**) Term: **14 Years**
- (21) Appl. No.: **29/519,807**
- (22) Filed: **Mar. 9, 2015**
- (51) **LOC (10) Cl.** **06-99**
- (52) **U.S. Cl.**
USPC **D6/607**
- (58) **Field of Classification Search**
USPC D6/582-583, 587-592, 595-609, D6/617-622; D21/803-809; D24/183
CPC A47G 9/00; A47G 2009/001; A47G 2009/002; A47G 2009/003; A47G 2009/005; A47G 2009/006; A47G 9/02; A47G 9/0207; A47G 9/0215; A47G 9/0223; A47G 9/023; A47G 9/0238; A47G 9/0246; A47G 9/0253; A47G 9/026
See application file for complete search history.

- (56) **References Cited**
- U.S. PATENT DOCUMENTS
- 2,229,411 A * 1/1941 Hughes A47D 13/08 108/28
- 2,618,789 A * 11/1952 Kane A47C 21/024 5/505.1
- 2,878,492 A * 3/1959 Emery A61G 7/0501 5/505.1
- 3,885,256 A * 5/1975 Du Boff A47C 21/028 5/504.1
- D251,521 S * 4/1979 Gibson D6/382
- 4,199,831 A 4/1980 Müller
- 4,570,275 A * 2/1986 Merriman A47C 21/024 248/175

- 4,782,543 A 11/1988 Hutton et al.
- D315,469 S * 3/1991 Elliott D6/607
- 5,218,729 A 6/1993 Walton
- 5,471,689 A * 12/1995 Shaw A61G 7/0536 5/426
- D379,283 S * 5/1997 Antinori 5/411
- 6,834,403 B1 * 12/2004 Elliott A61G 7/0501 5/426
- 6,836,913 B2 * 1/2005 Perrin A47C 21/022 24/72.5
- 8,689,374 B2 4/2014 Rudd
- 8,800,079 B1 * 8/2014 Eubank A47C 21/026 5/424
- D725,944 S * 4/2015 Eubank D6/607
- 2003/0229973 A1 * 12/2003 Perrin A47C 21/022 24/72.5
- 2010/0229309 A1 * 9/2010 Goldsmith A47C 21/026 5/658

* cited by examiner


Primary Examiner — Mary Ann Calabrese
Assistant Examiner — Jennifer L Rempfer
 (74) *Attorney, Agent, or Firm* — Tillman Wright, PLLC; James D. Wright; David R. Higgins

(57) **CLAIM**
 The ornamental design for a bed sheet retainer, as shown.

DESCRIPTION

FIG. 1 is a top orthogonal view of the design for a bed sheet retainer;
 FIG. 2 is a bottom orthogonal view of the design for a bed sheet retainer of FIG. 1;
 FIG. 3 is a left side view of the design for a bed sheet retainer of FIG. 1;
 FIG. 4 is a right side view of the design for a bed sheet retainer of FIG. 1;
 FIG. 5 is a top view of the design for a bed sheet retainer of FIG. 1;
 FIG. 6 is a bottom view of the design for a bed sheet retainer of FIG. 1;
 FIG. 7 is a front view of the design for a bed sheet retainer of FIG. 1; and,
 FIG. 8 is a rear view of the design for a bed sheet retainer of FIG. 1.

1 Claim, 8 Drawing Sheets






FIG. 1

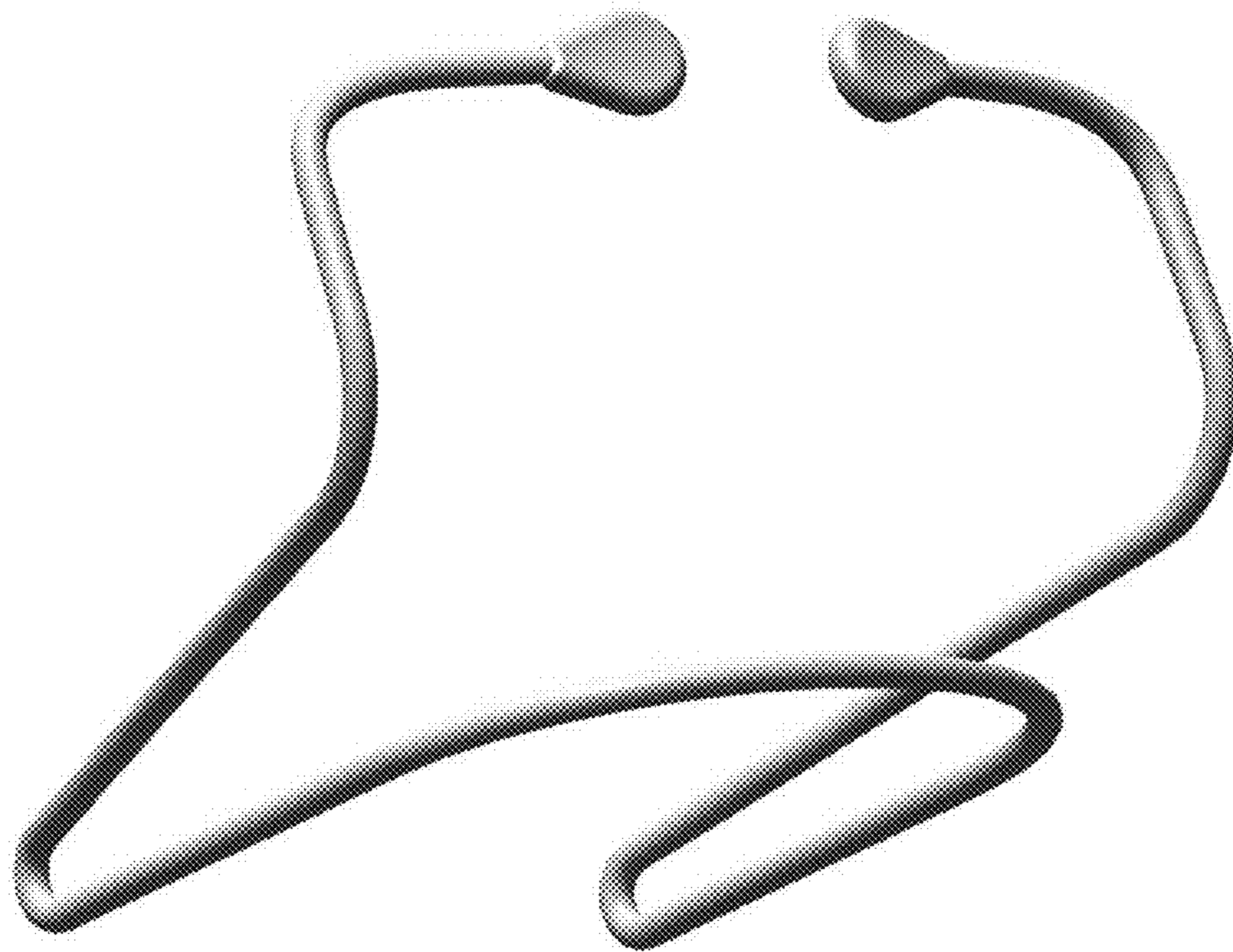


FIG. 2




FIG. 3

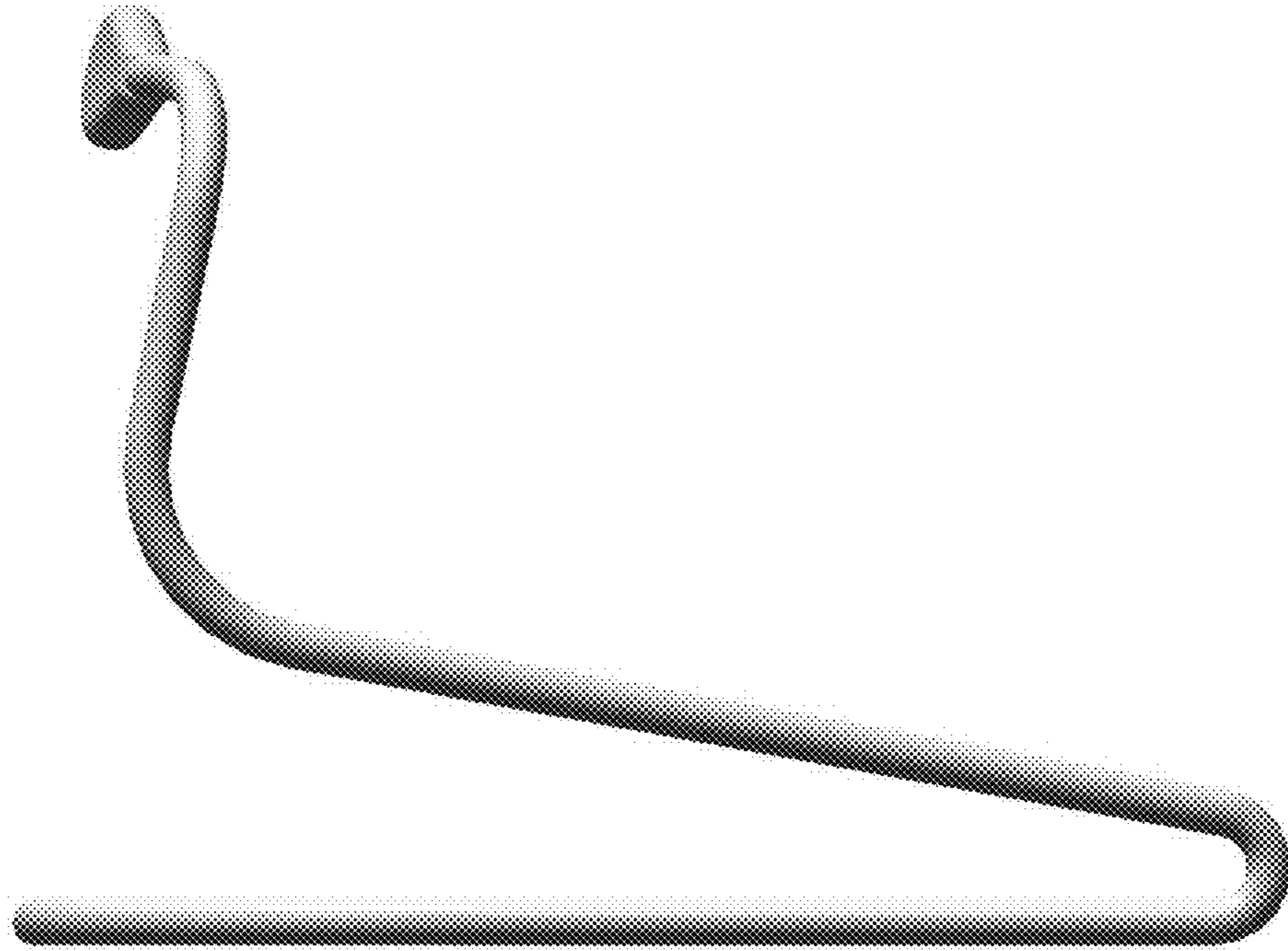


FIG. 4




FIG. 5




FIG. 6




FIG. 7




FIG. 8