



US00D770788S

(12) **United States Design Patent**
Bonneywell

(10) **Patent No.:** **US D770,788 S**

(45) **Date of Patent:** **** Nov. 8, 2016**

(54) **ARMCHAIR**

(71) Applicant: **Boss Design Limited**, Dudley (GB)

(72) Inventor: **David S. Bonneywell**, Kingswinford (GB)

(73) Assignee: **Boss Design Limited** (GB)

(**) Term: **14 Years**

(21) Appl. No.: **29/523,567**

(22) Filed: **Apr. 10, 2015**

(30) **Foreign Application Priority Data**

Jan. 29, 2015 (EM) 002622886-0001

(51) **LOC (10) Cl.** **06-01**

(52) **U.S. Cl.**
USPC **D6/366**

(58) **Field of Classification Search**
USPC D6/334-336, 364, 365, 366, 374, 379,
D6/380, 716, 716.1, 716.3, 716.4
CPC A47C 7/022; A47C 7/40; A47C 7/18;
A47C 4/028; A47C 7/46; A47C 7/54
See application file for complete search history.

(56) **References Cited**

U.S. PATENT DOCUMENTS

D195,401 S	6/1963	Johnson	
D209,743 S	1/1968	Mulhauser, Jr.	
D227,829 S	7/1973	Klose	
D227,830 S	7/1973	Klose	
D274,483 S *	7/1984	Caruso	D6/366
D274,675 S *	7/1984	Diffrient	D6/366
D345,260 S *	3/1994	Narita	D6/366
D351,741 S *	10/1994	Pollock	D6/366
D362,974 S *	10/1995	Olson	D6/366
D396,567 S *	8/1998	Saul	D6/366

D403,518 S *	1/1999	Wilson	D6/366
D422,802 S	4/2000	Deacon	
D437,702 S *	2/2001	Koepke	D6/366
D439,449 S	3/2001	Klinkhammer	
D456,160 S	4/2002	Van De Riet et al.	
D504,243 S	4/2005	Begin et al.	

(Continued)

OTHER PUBLICATIONS

U.S. Appl. No. 29/523,566, filed Apr. 10, 2015, Armchair.

(Continued)

Primary Examiner — Mimosa De

(74) *Attorney, Agent, or Firm* — Goodwin Procter LLP

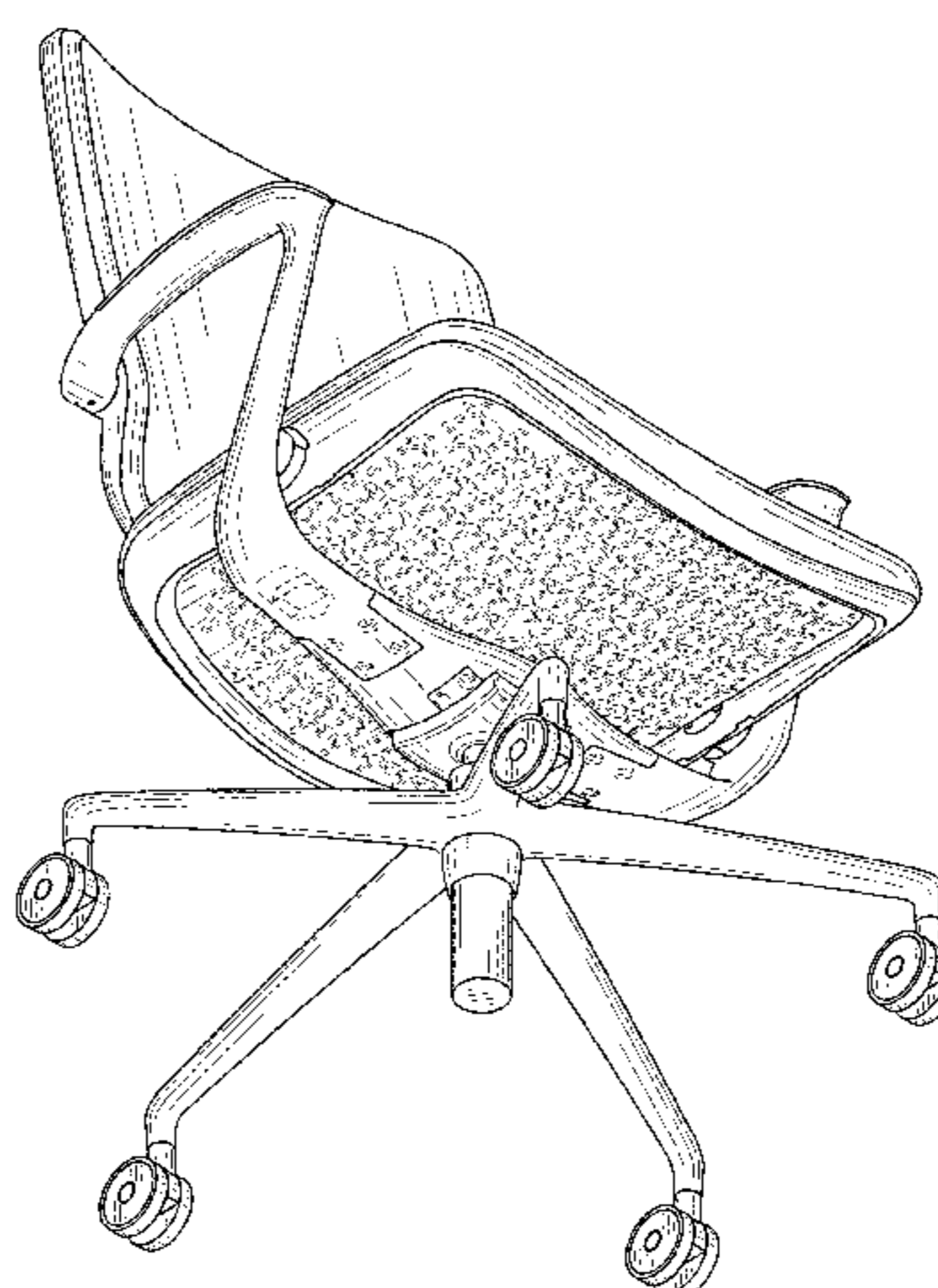
(57) **CLAIM**

The ornamental design for an armchair, as shown and described.

DESCRIPTION

FIG. 1 is a front perspective view of an armchair;
 FIG. 2 is a front view of the armchair;
 FIG. 3 is a rear view of the armchair;
 FIG. 4 is a right side view of the armchair, with an annotation identifying a portion of the armchair depicted in FIG. 5;
 FIG. 5 is an enlarged right side view of the portion 5 of the armchair identified by the annotation of FIG. 4;
 FIG. 6 is a left side view of the armchair, with an annotation identifying a portion of the armchair depicted in FIG. 7;
 FIG. 7 is an enlarged left side view of the portion 7 of the armchair identified by the annotation of FIG. 6;
 FIG. 8 is a top view of the armchair;
 FIG. 9 is a bottom view of the armchair;
 FIG. 10 is a bottom perspective view of the armchair; and,
 FIG. 11 is a rear perspective view of the armchair.
 The broken lines shown throughout the views represent the portions of the armchair which form no part of the claimed design.

1 Claim, 11 Drawing Sheets



(56)

References Cited

U.S. PATENT DOCUMENTS

D510,202 S 10/2005 Chadwick et al.
 D510,488 S 10/2005 Su
 D514,832 S 2/2006 Tsai
 D540,050 S 4/2007 Su
 D543,716 S 6/2007 Votteler et al.
 D554,879 S 11/2007 Wagner
 D560,918 S 2/2008 Fuksas
 D570,624 S 6/2008 Kang
 D587,916 S 3/2009 Bouroullec et al.
 D645,672 S 9/2011 Lievore et al.
 D648,158 S 11/2011 Kubryk
 D675,456 S 2/2013 Sexton
 D677,068 S 3/2013 Chen
 D679,107 S * 4/2013 Darrow D6/366
 D683,171 S 5/2013 Kubryk

D688,055 S 8/2013 Baldanzi et al.
 D688,061 S 8/2013 Giugiaro
 D694,542 S 12/2013 Citterio
 D698,590 S 2/2014 Nakamura
 D702,977 S 4/2014 Bonneywell
 D718,544 S 12/2014 Lu
 D727,075 S 4/2015 Usumoto
 D727,076 S * 4/2015 Usumoto D6/366
 D740,579 S 10/2015 Begin et al.
 D752,889 S 4/2016 Bench
 D755,533 S 5/2016 Ballendat
 D758,087 S 6/2016 Bonneywell

OTHER PUBLICATIONS

U.S. Appl. No. 29/523,568, filed Apr. 10, 2015, Armchair.

* cited by examiner

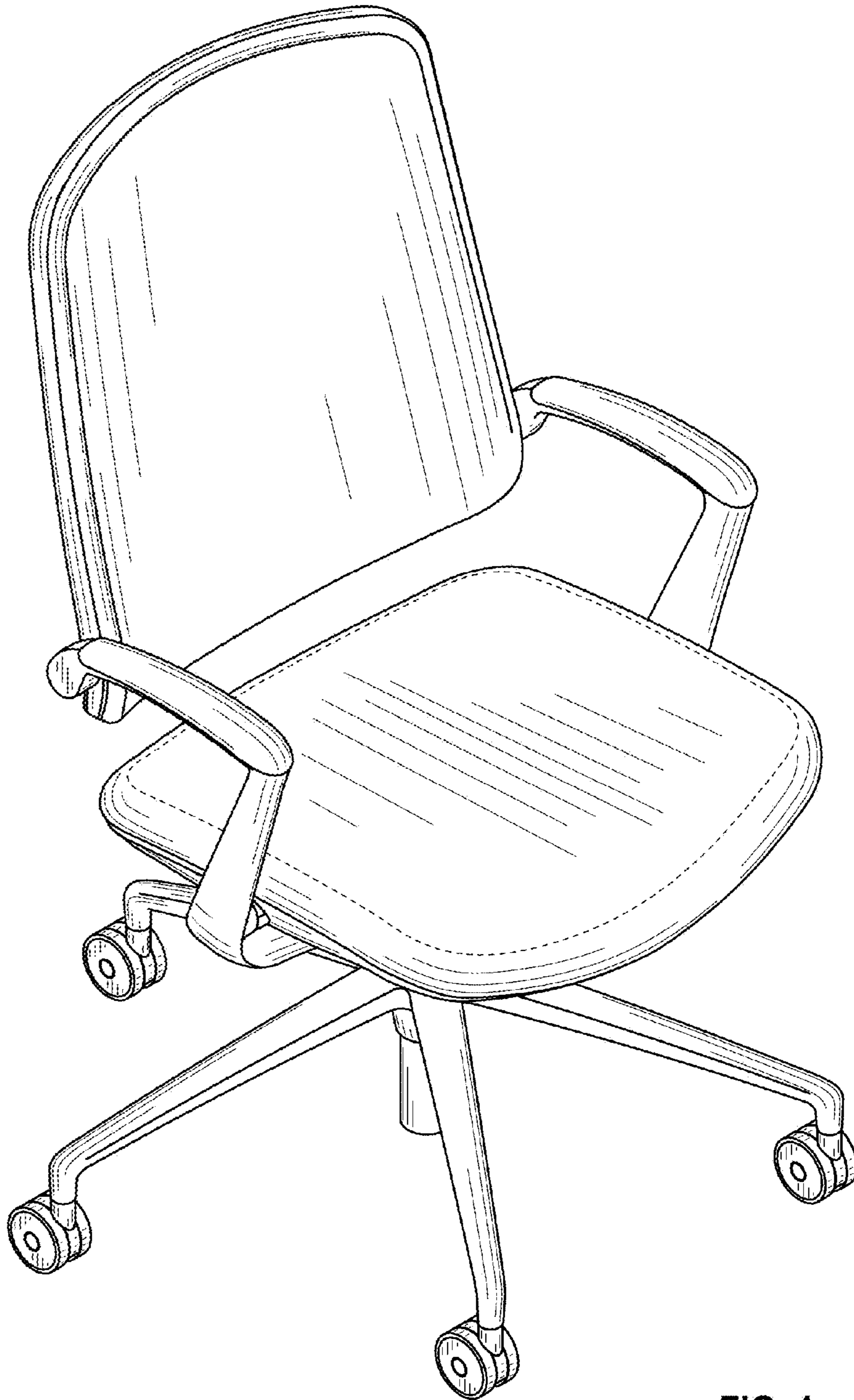


FIG. 1

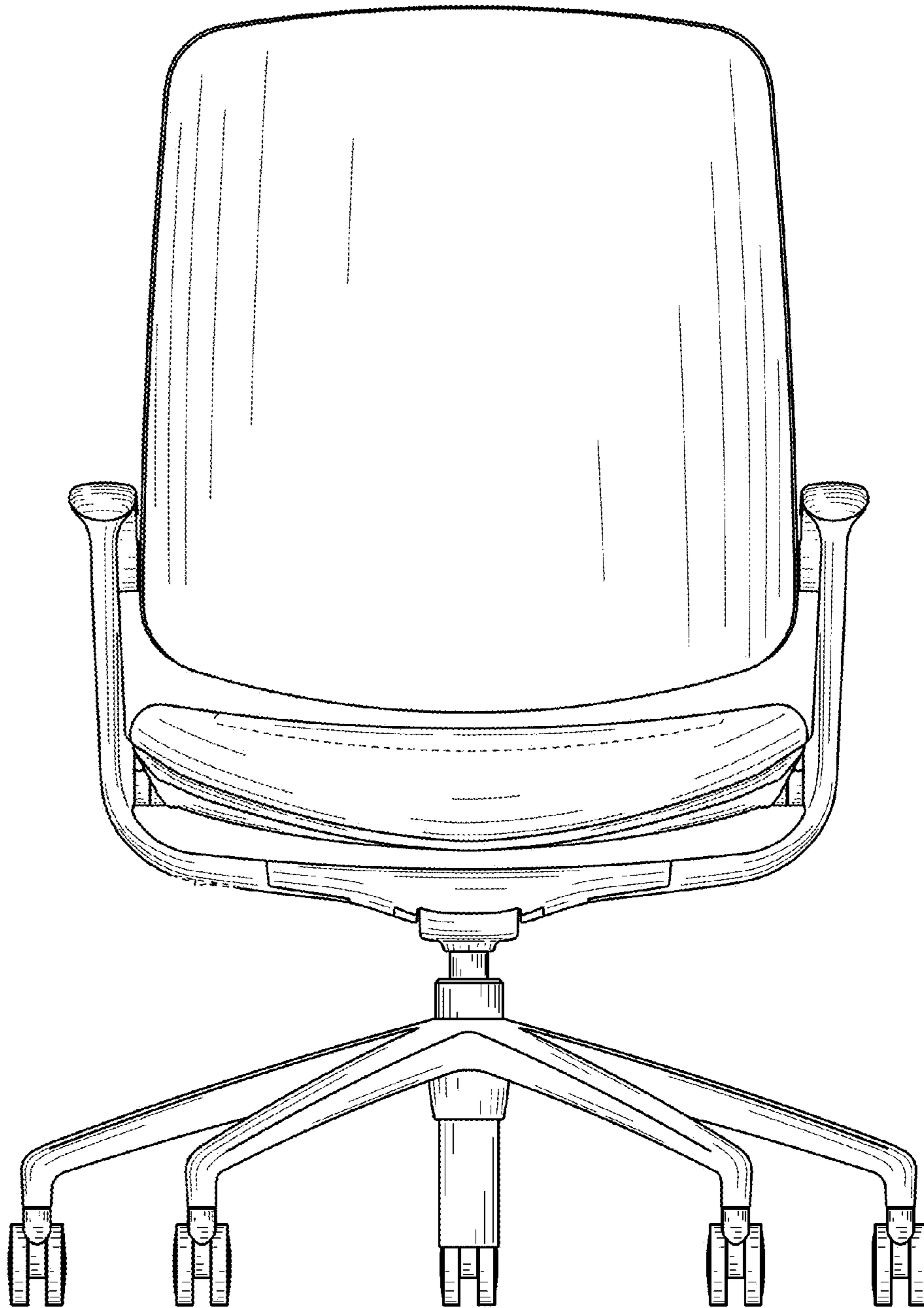


FIG. 2

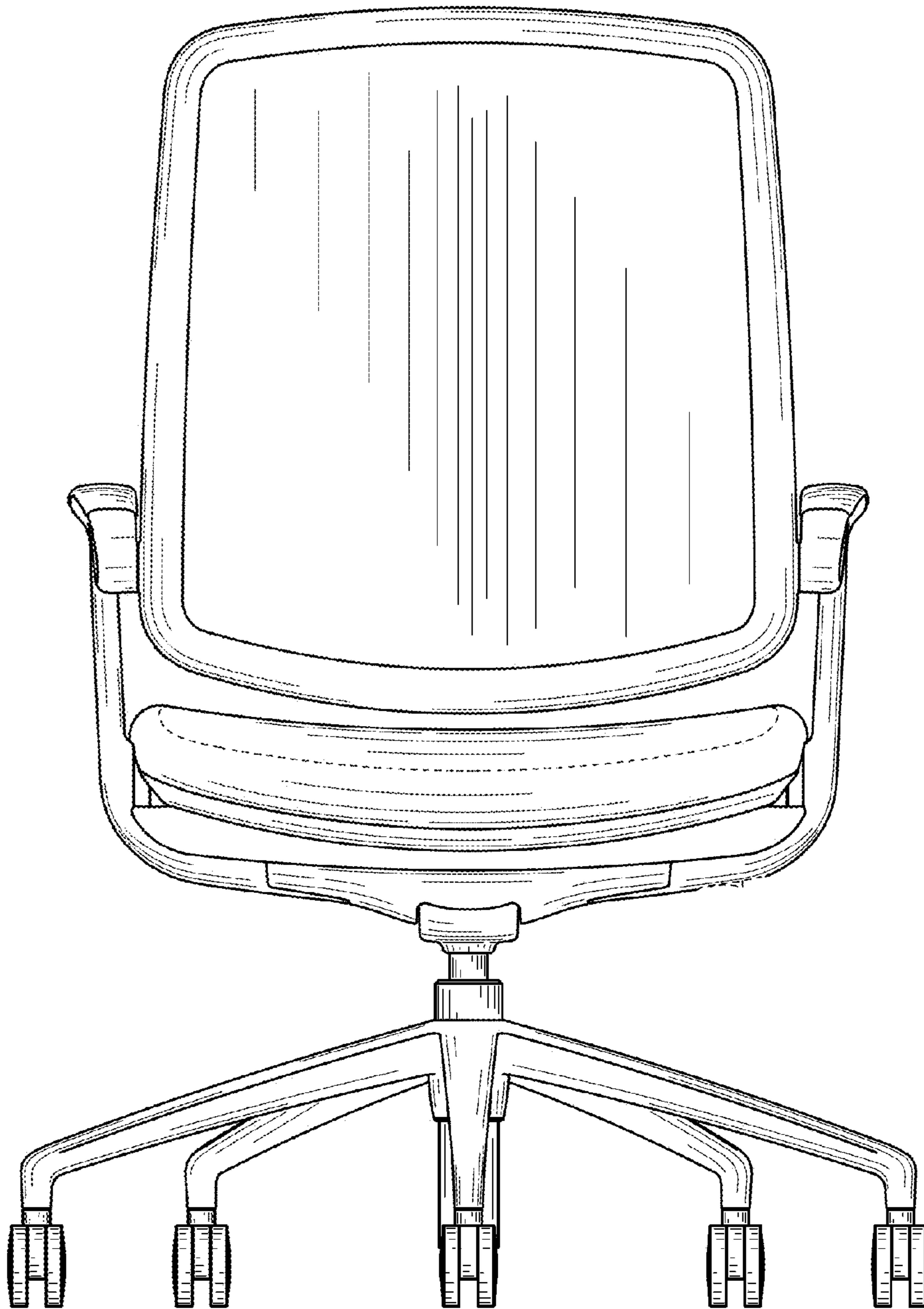


FIG. 3

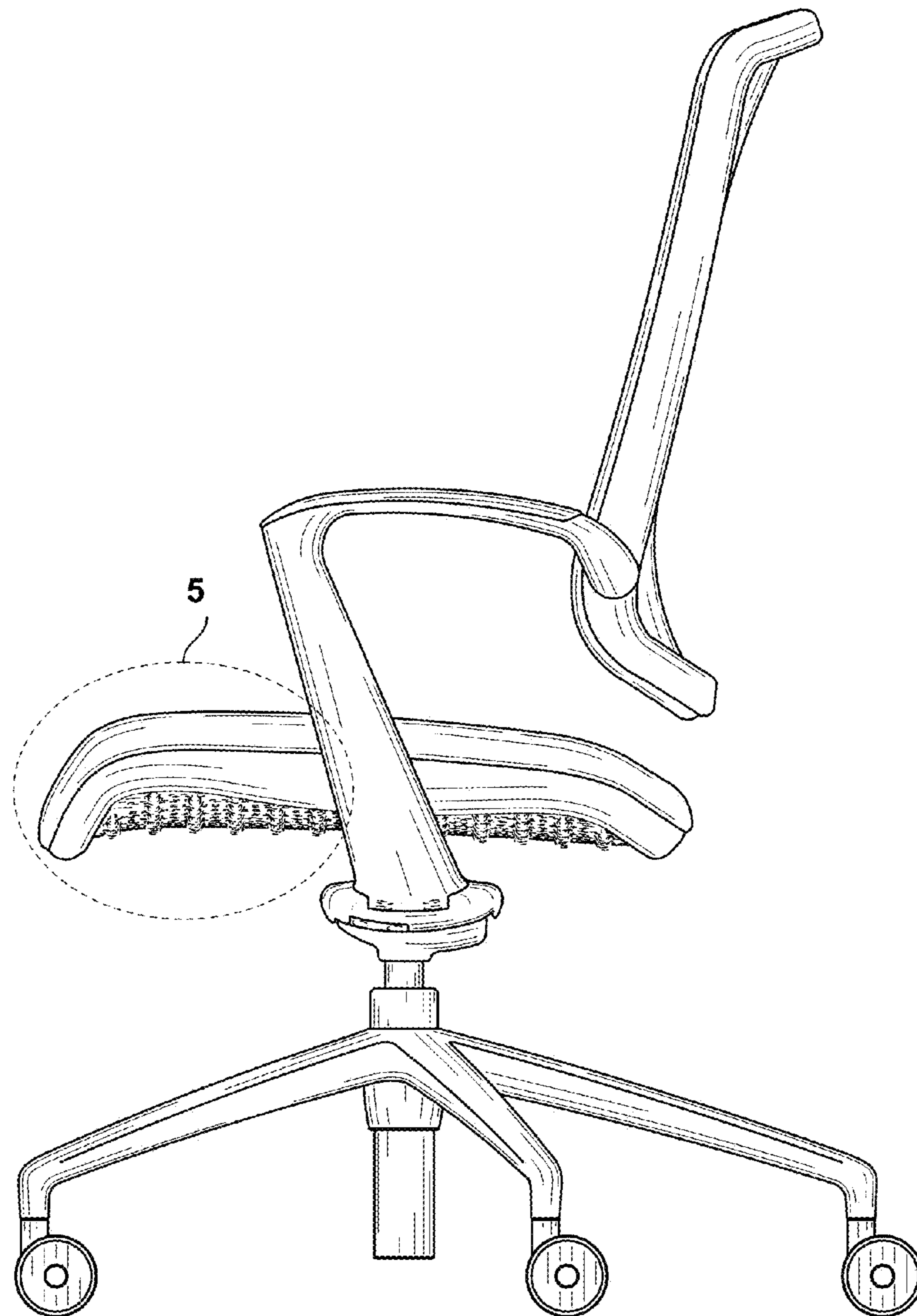


FIG. 4

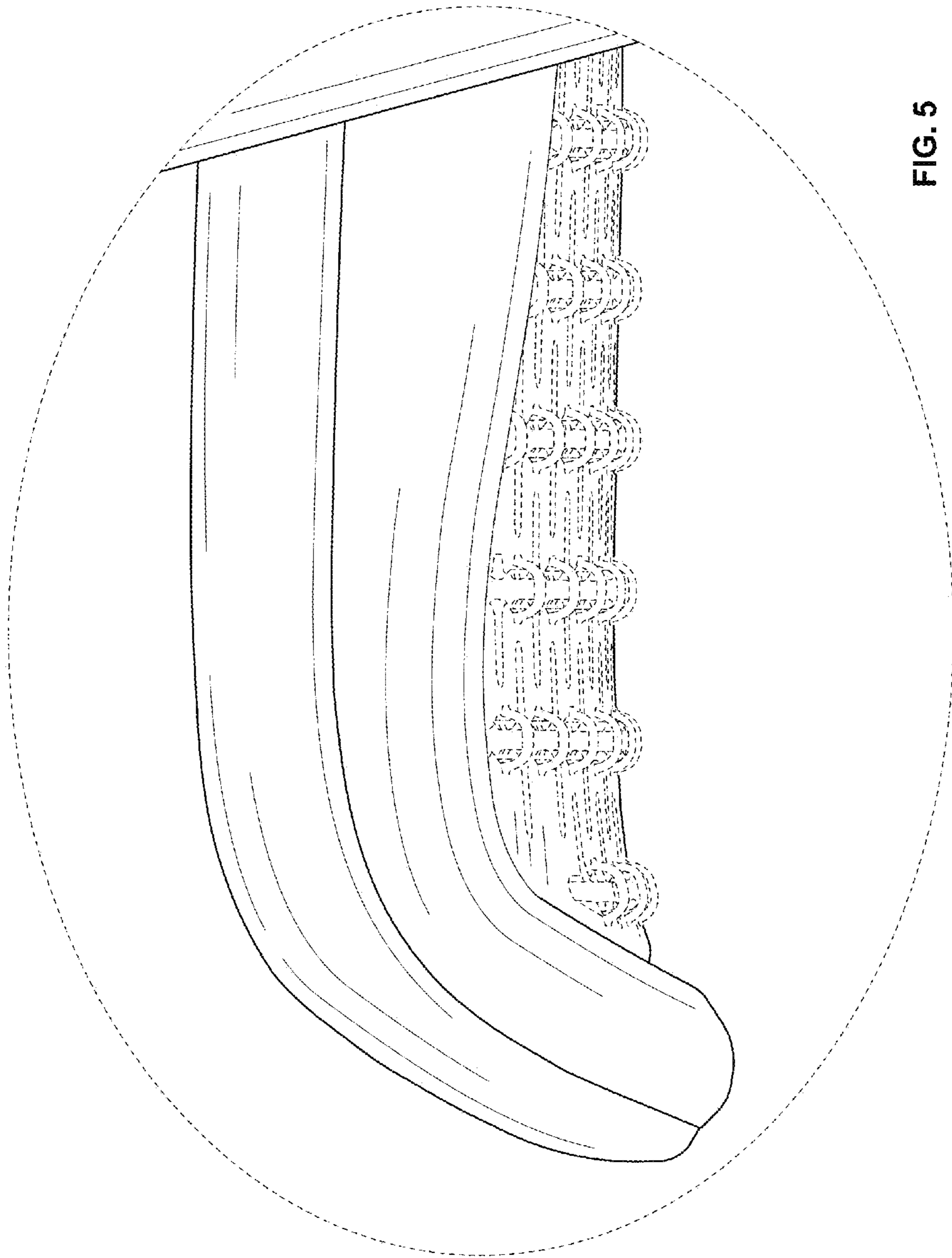


FIG. 5

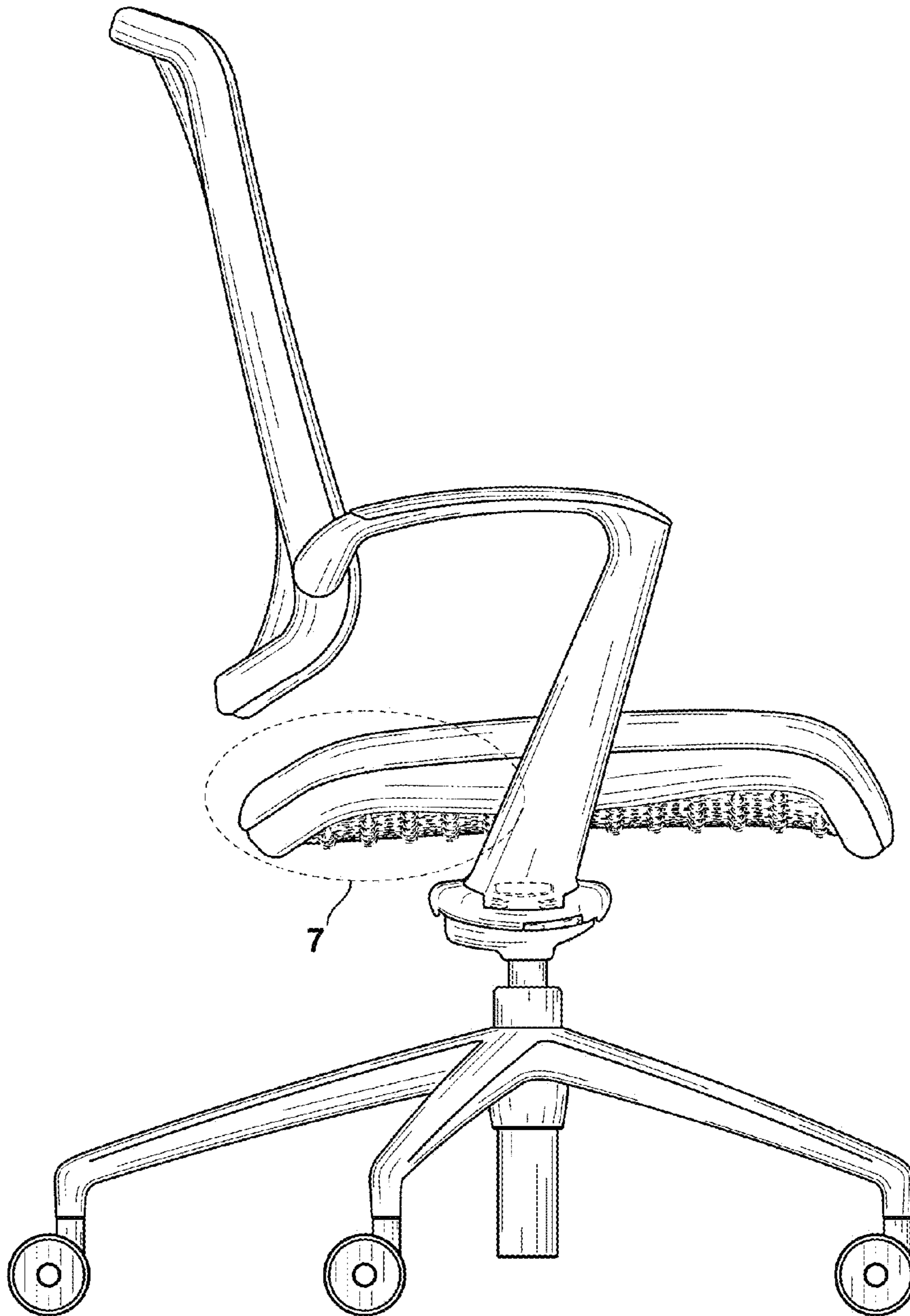


FIG. 6

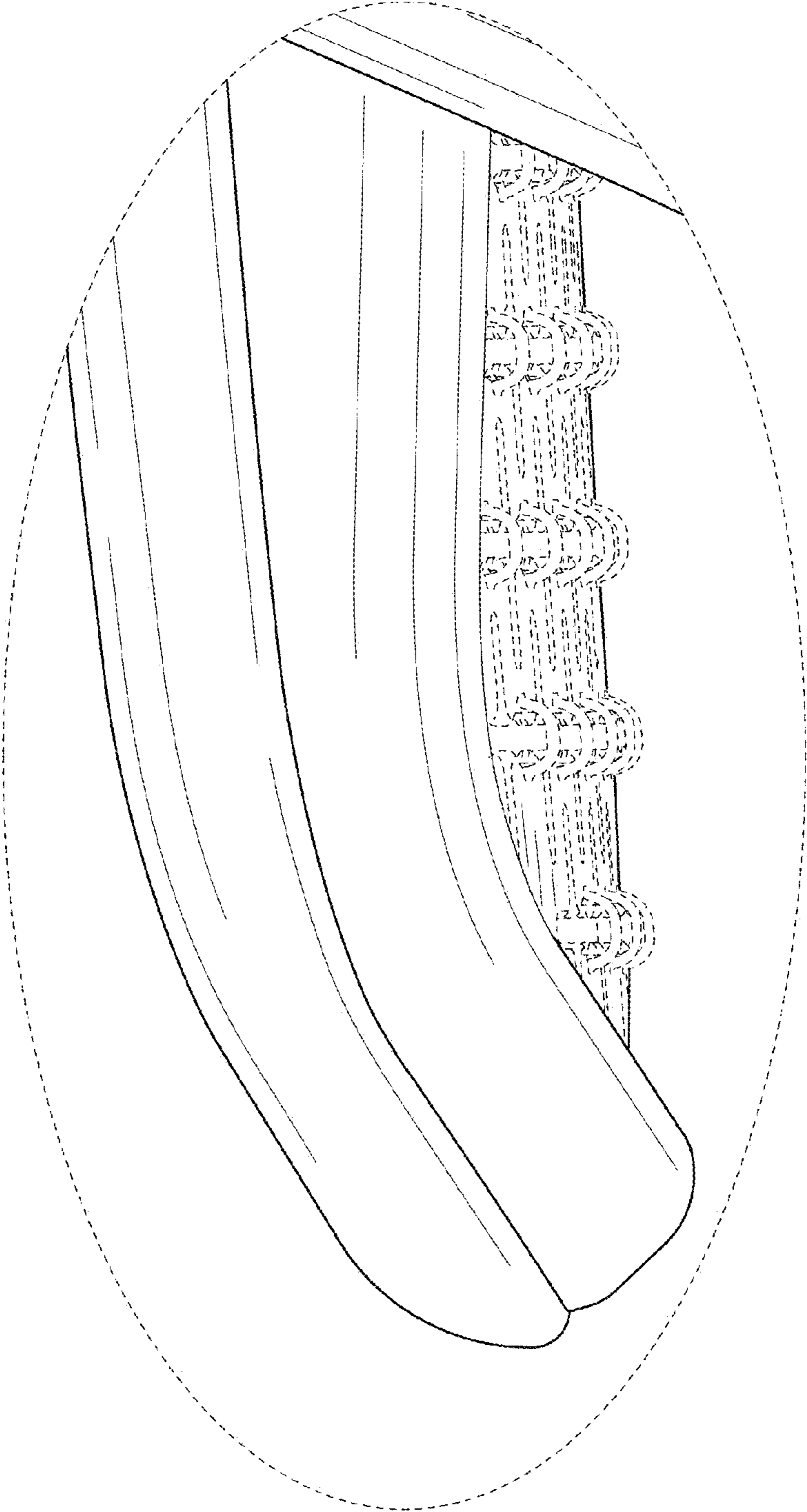


FIG. 7

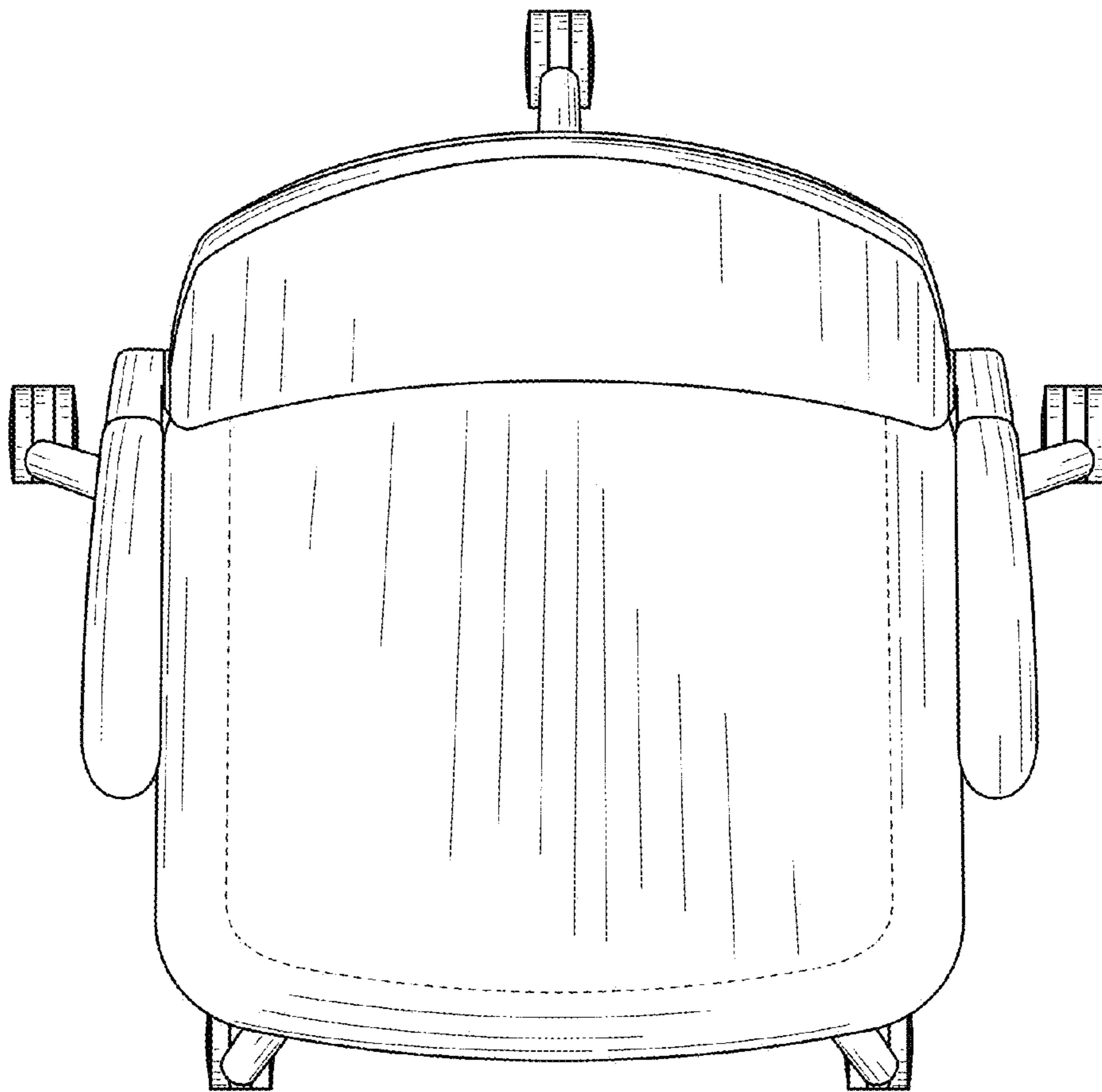


FIG. 8

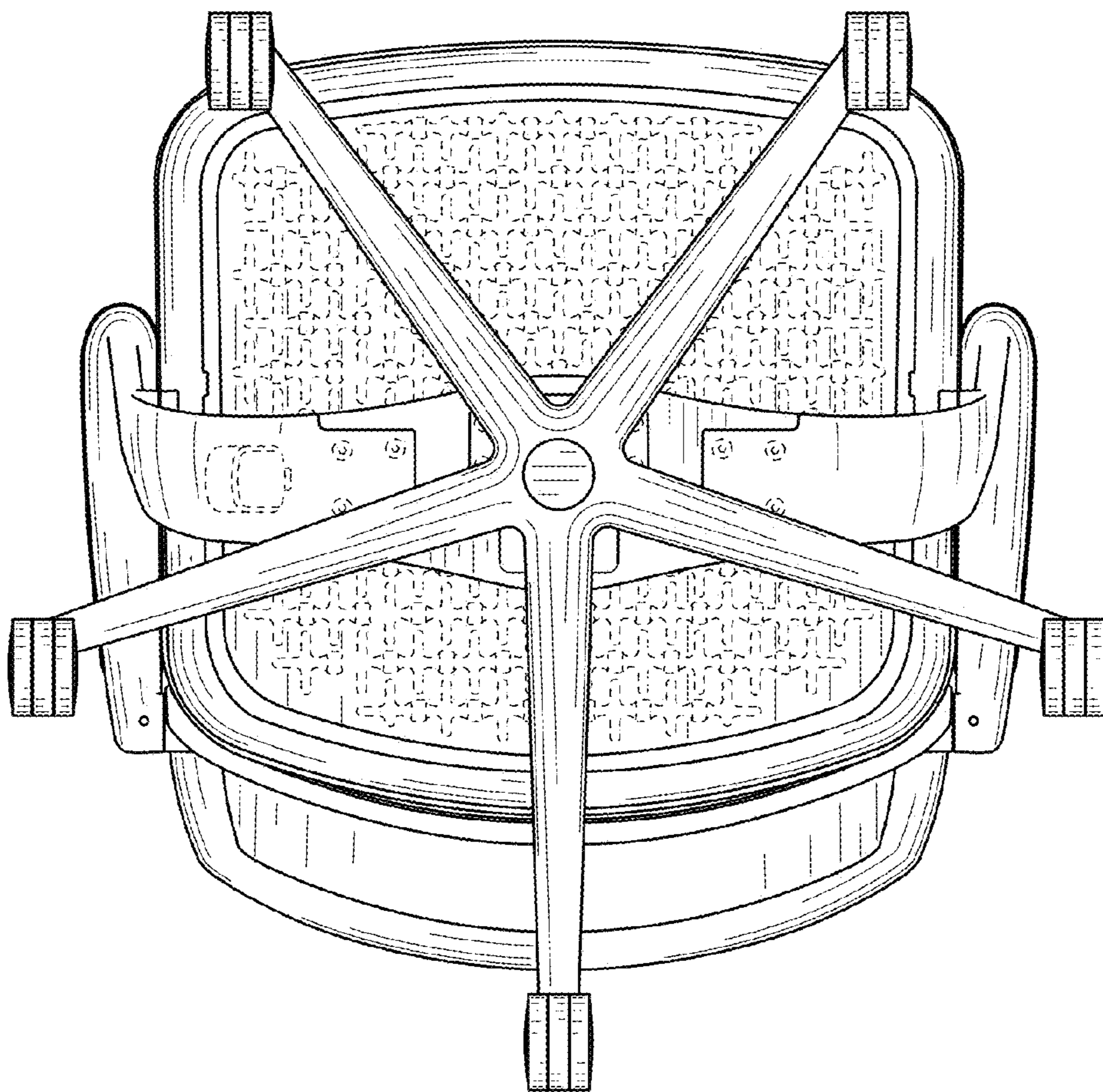


FIG. 9



FIG. 10



FIG. 11