



US00D770786S

(12) **United States Design Patent** (10) **Patent No.:** **US D770,786 S**  
**George, II et al.** (45) **Date of Patent:** **\*\* Nov. 8, 2016**

(54) **ANIMAL CHAIR**

(71) Applicants: **Daniel C. George, II**, Grand Rapids, MI (US); **Matthew Jung**, Grand Rapids, MI (US)

(72) Inventors: **Daniel C. George, II**, Grand Rapids, MI (US); **Matthew Jung**, Grand Rapids, MI (US)

(73) Assignee: **Comfort Research, LLC**, Grand Rapids, MI (US)

(\*\*) Term: **14 Years**

(21) Appl. No.: **29/510,508**

(22) Filed: **Nov. 29, 2014**

(51) **LOC (10) Cl.** ..... **06-01**

(52) **U.S. Cl.**  
USPC ..... **D6/351**

(58) **Field of Classification Search**  
USPC ..... D6/333, 335, 340, 344, 347, 349-355, D6/358, 360, 362-365, 381, 406.6, 555, D6/563, 564, 588, 589, 597, 598, 601, 688, D6/692, 716.1, 716; D21/360, 362, D21/414-417, 427-429, 521, 596, 597, 607, D21/610, 611, 616, 618, 620; D30/160  
CPC ..... A47C 1/14; A47C 3/00; A47C 3/04; A47C 3/14; A47C 3/16; A47C 3/18; A47C 3/20; A47C 3/36; A47C 4/00; A47C 4/28; A47C 4/30; A47C 4/38; A47C 4/42; A47C 4/48; A47C 5/02; A47C 5/04; A47C 5/043; A47C 7/00-7/006; A47C 7/02; A47C 9/00; A47C 9/02; A47C 9/002; A47C 9/007; A47C 9/025; A47C 9/10; A47C 11/00; A47C 12/00; A47C 13/00; A47C 16/02; A47B 7/00-7/02; A47B 45/00; A47B 47/04-47/045; A47B 3/00; A47B 3/02; A47B 3/04; A47B 3/12

See application file for complete search history.

(56) **References Cited**

U.S. PATENT DOCUMENTS

D142,394 S *	9/1945	Fisk et al. ....	D21/617
D154,259 S *	6/1949	Gapstur et al. ....	D21/714
2,960,794 A *	11/1960	Johns .....	A63H 3/24 446/183
D292,720 S *	11/1987	Zacherle .....	D21/611
D304,476 S *	11/1989	Fiust .....	D21/611
D497,488 S *	10/2004	Lifshitz .....	D6/349
D609,761 S *	2/2010	Burger .....	D21/714
D627,584 S *	11/2010	Holdridge .....	D21/611
D672,098 S *	12/2012	Byrne .....	D21/659
D675,679 S *	2/2013	Soriano .....	D21/398
D712,171 S *	9/2014	Alessandri .....	D6/349
D724,674 S *	3/2015	Child .....	D21/428
D726,975 S *	4/2015	Kim .....	D21/604

OTHER PUBLICATIONS

Bumpidoodle Online Product Catalog—Sep. 4, 2015.

\* cited by examiner

*Primary Examiner* — Vy Koenig

(74) *Attorney, Agent, or Firm* — King & Partners, PLC

(57) **CLAIM**

The ornamental design for an animal chair, as shown and described.

**DESCRIPTION**

FIG. 1 is a front perspective view of an animal chair showing, in particular, the ornamental design thereof. FIG. 2 is a front end view of the animal chair of FIG. 1. FIG. 3 is a rear end view of the animal chair of FIG. 1. FIG. 4 is a left side view of the animal chair of FIG. 1. FIG. 5 is a right side view of the animal chair of FIG. 1; and, FIG. 6 is a top plan view of the animal chair of FIG. 1.

**1 Claim, 6 Drawing Sheets**





Figure 1




Figure 2

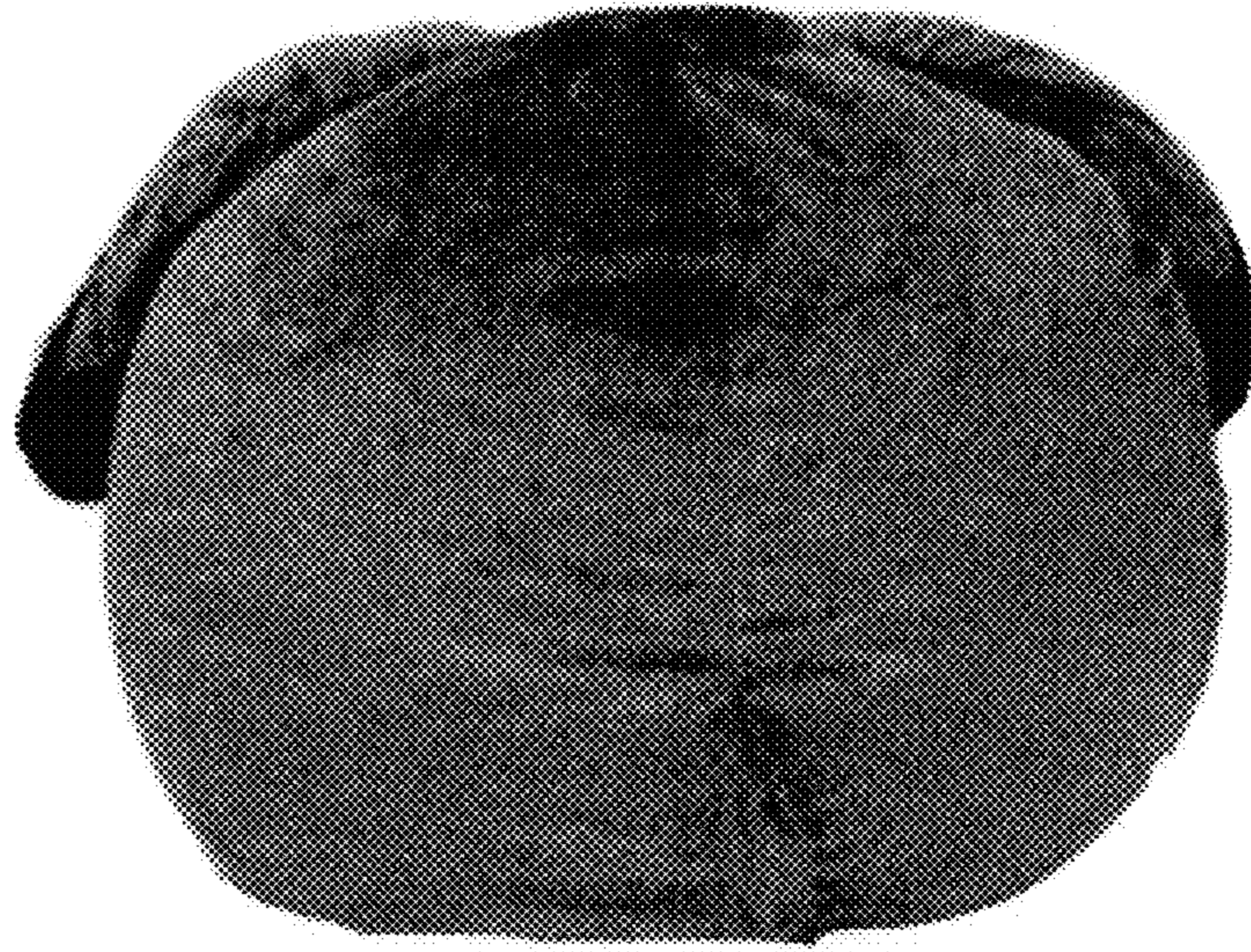


Figure 3




Figure 4




Figure 5

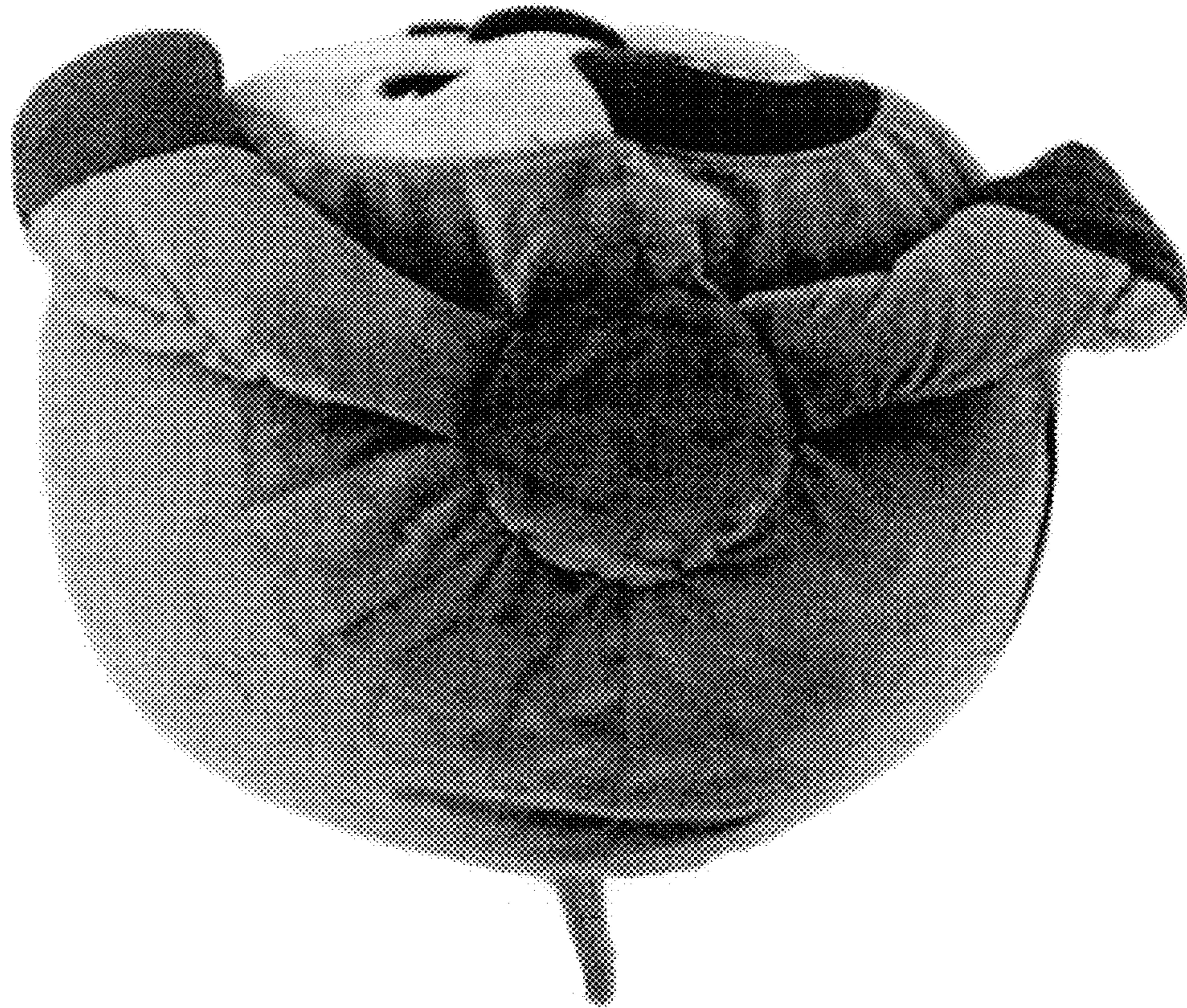


Figure 6