



US00D770783S

(12) **United States Design Patent** (10) **Patent No.:** **US D770,783 S**  
**Stroud et al.** (45) **Date of Patent:** **\*\* Nov. 8, 2016**

(54) **HANGER**  
(71) Applicants: **Annette Marie Stroud**, Chattanooga, TN (US); **Diner Mondragón**, Dalton, GA (US)  
(72) Inventors: **Annette Marie Stroud**, Chattanooga, TN (US); **Diner Mondragón**, Dalton, GA (US)  
(\*\*) Term: **15 Years**  
(21) Appl. No.: **29/543,599**  
(22) Filed: **Oct. 27, 2015**  
(51) **LOC (10) Cl.** ..... **06-08**  
(52) **U.S. Cl.**  
USPC ..... **D6/327; D9/443**  
(58) **Field of Classification Search**  
USPC ..... D6/315–328; 223/85–98; 211/1, 13.1, 211/85.3, 113; D9/434, 443; 383/12, 13, 383/15, 16, 22, 23, 24, 78, 81, 92; 248/95, 248/99, 100, 101  
CPC .... A47G 25/28; A47G 25/32; A47G 25/473; A47G 25/36; A47G 25/38; A47G 25/34; A47F 5/0006; A47F 7/00  
See application file for complete search history.

D287,085 S \* 12/1986 Leeds ..... D6/327  
D323,587 S \* 2/1992 Primeau ..... D6/327  
D337,338 S \* 7/1993 Chang ..... D3/266  
D366,767 S \* 2/1996 Saliaris ..... D6/327  
5,813,092 A \* 9/1998 Greenfield ..... B65D 33/1683  
16/425  
D430,030 S \* 8/2000 DuCorday ..... D9/443  
D447,413 S \* 9/2001 DuCorday ..... D9/443  
8,087,520 B2 \* 1/2012 Milella, Jr. .... A47F 5/0006  
211/45  
D715,635 S \* 10/2014 Brown ..... D9/415  
9,004,276 B2 4/2015 Brown et al.  
D737,676 S \* 9/2015 Brown ..... D9/415  
D747,126 S \* 1/2016 Letinic ..... D6/680.2  
9,301,625 B2 \* 4/2016 Fiumefreddo ..... A47F 7/16  
2014/0197212 A1 \* 7/2014 Huffaker ..... A47G 25/16  
223/85  
2014/0202901 A1 \* 7/2014 Brown ..... B65D 85/54  
206/335  
2014/0203015 A1 \* 7/2014 Brown ..... B65D 73/0021  
220/4.22

\* cited by examiner

*Primary Examiner* — Derrick Holland  
*Assistant Examiner* — Lauren Calve  
(74) *Attorney, Agent, or Firm* — Frank Marino

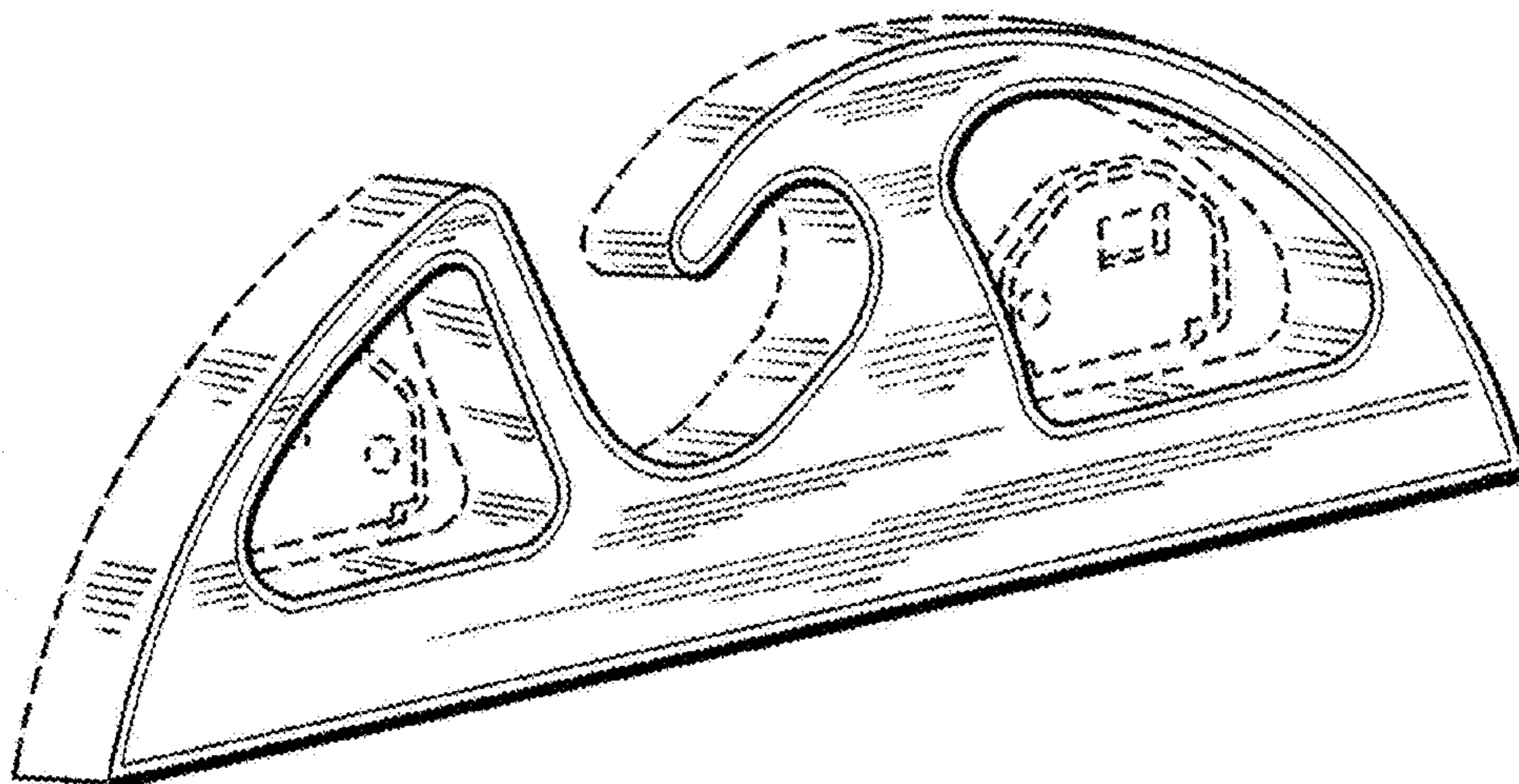
(57) **CLAIM**  
The ornamental design for a hanger, as shown and described.

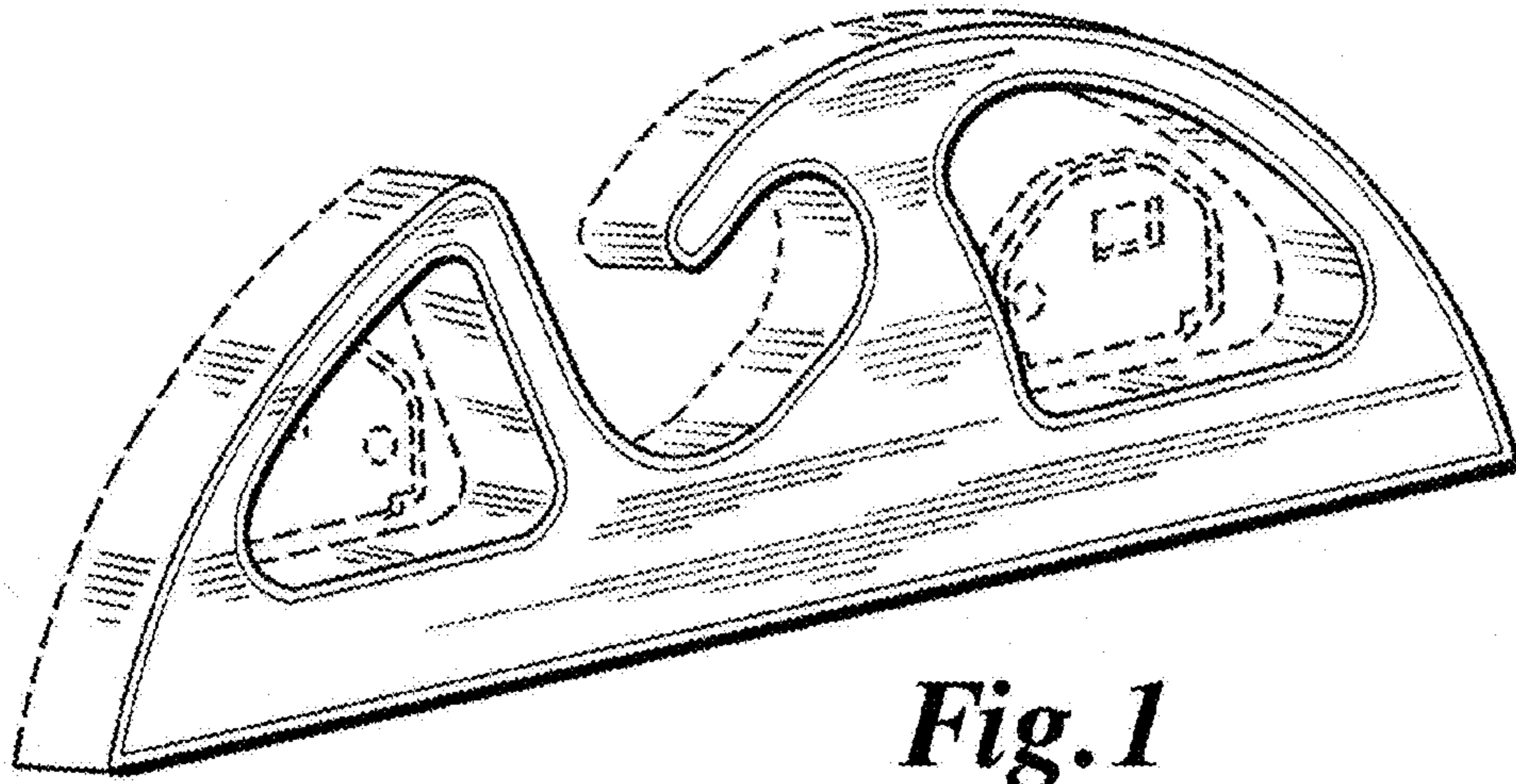
**DESCRIPTION**

FIG. 1 is an upper-left perspective view of a hanger according to our new design;  
FIG. 2 is a front view of the hanger of FIG. 1;  
FIG. 3 is a top view of the hanger of FIG. 1;  
FIG. 4 is a left side view of the hanger of FIG. 1;  
FIG. 5 is a right side view of the hanger of FIG. 1; and,  
FIG. 6 is an upper-right perspective view of the hanger of FIG. 1.  
The broken lines shown represent unclaimed subject matter and form no part of the claimed design.

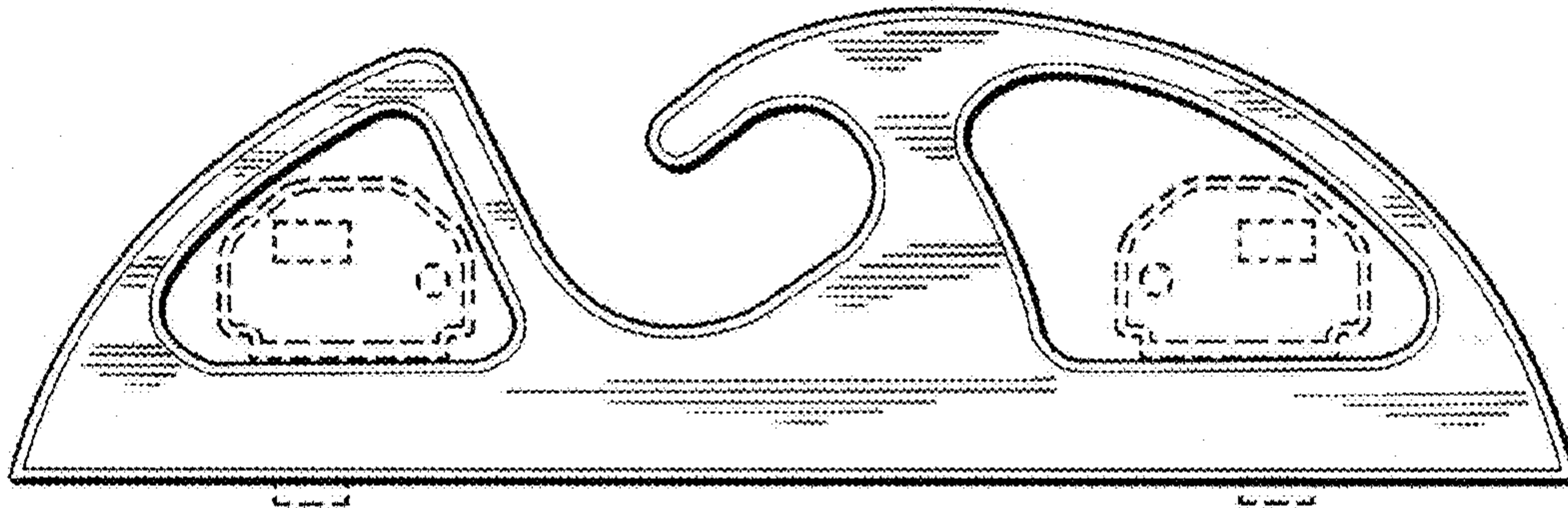
**1 Claim, 2 Drawing Sheets**

(56) **References Cited**  
U.S. PATENT DOCUMENTS  
2,522,013 A \* 9/1950 Anderson ..... A47G 25/34  
223/91  
3,452,922 A \* 7/1969 Hart ..... B65D 33/1683  
383/15  
3,841,478 A \* 10/1974 Wells ..... B65D 33/14  
206/335  
3,987,958 A \* 10/1976 Kamins ..... B65D 33/1683  
383/15  
D242,764 S \* 12/1976 Kamins ..... D8/367  
D282,790 S \* 3/1986 Morawski ..... D6/327






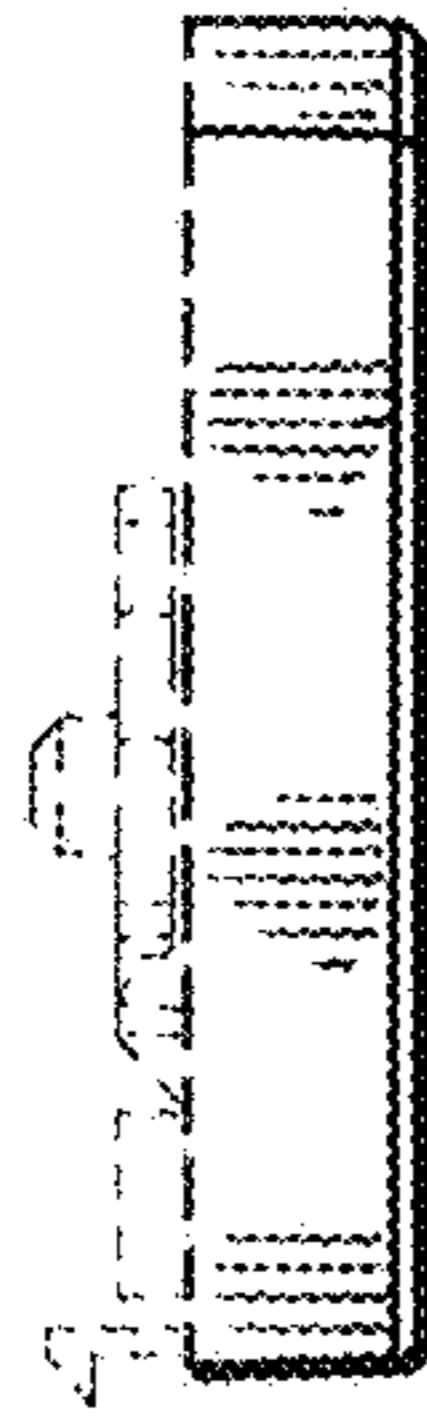
*Fig. 1*



*Fig. 2*



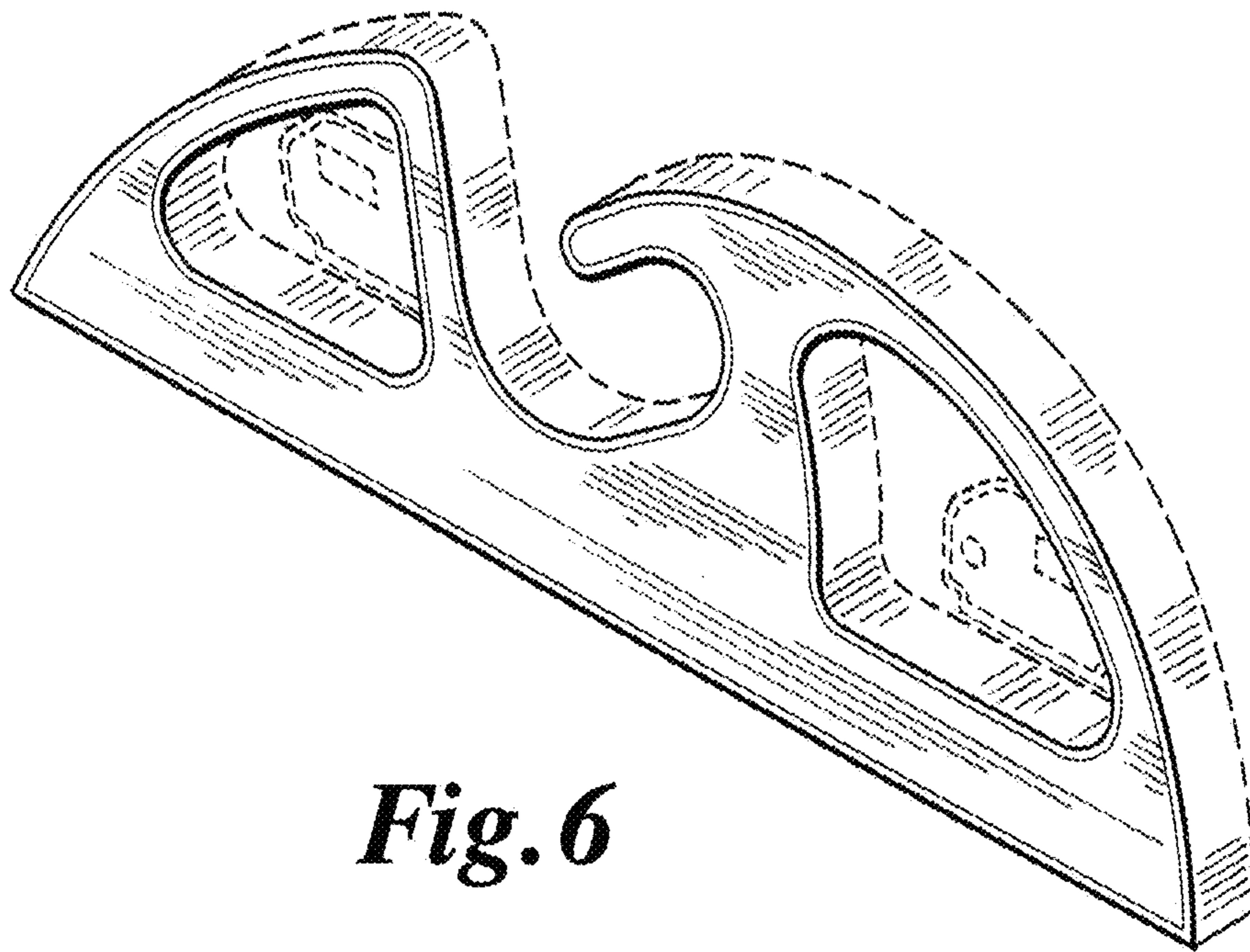
*Fig. 3*



*Fig. 4*



*Fig. 5*



*Fig. 6*