



US00D770778S

(12) **United States Design Patent** (10) **Patent No.:** **US D770,778 S**  
**Rosenzweig** (45) **Date of Patent:** **\*\* Nov. 8, 2016**

- (54) **BRUSH**
- (71) Applicant: **J & D Brush Co., Inc.**, Hauppauge, NY (US)
- (72) Inventor: **Jeffrey S. Rosenzweig**, Hauppauge, NY (US)
- (73) Assignee: **J & D Brush Co., LLC**, Hauppauge, NY (US)
- (\*\*) Term: **15 Years**
- (21) Appl. No.: **29/535,351**
- (22) Filed: **Aug. 5, 2015**
- (51) **LOC (10) Cl.** ..... **04-02**
- (52) **U.S. Cl.**  
USPC ..... **D4/136; D4/138**
- (58) **Field of Classification Search**  
USPC ..... D4/127, 128, 129, 130, 132, 133, 134, D4/135, 136, 138  
CPC ..... A46D 1/00; A46B 7/10; A46B 17/06; A46B 2200/1066; A46B 9/02; A46B 3/20; A46B 3/005; A61C 17/26; A61C 17/349; A45D 2/00; A45D 24/16; A01K 13/002  
See application file for complete search history.

D362,119	S	*	9/1995	Chan	.....	D4/133
D384,058	S	*	9/1997	Pinon	.....	D4/121
D487,169	S	*	2/2004	Prince	.....	D28/64.4
D497,722	S	*	11/2004	Thompson	.....	D4/121
D513,883	S	*	1/2006	Kampel	.....	D4/133
D543,704	S	*	6/2007	Leung	.....	D4/133
D646,062	S	*	10/2011	Leventhal	.....	D4/100
D709,291	S	*	7/2014	Brown	.....	D4/136
D709,705	S	*	7/2014	Brown	.....	D4/136
D721,234	S	*	1/2015	Schuler	.....	D4/133
D721,508	S	*	1/2015	Schuler	.....	D4/133
D750,896	S	*	3/2016	Park	.....	D4/136
2006/0037879	A1	*	2/2006	Christmas	.....	A45D 44/18 206/362.1
2008/0229532	A1	*	9/2008	Abodreham	.....	A46B 17/06 15/160
2015/0096135	A1	*	4/2015	Rosenzweig	.....	A45C 11/00 15/105
2015/0135455	A1	*	5/2015	Reusche	.....	A46B 9/06 15/160
2016/0095424	A1	*	4/2016	Sommer	.....	A46B 15/0038 15/160

\* cited by examiner

*Primary Examiner* — John Windmuller  
*Assistant Examiner* — Steven Czyz  
(74) *Attorney, Agent, or Firm* — Gloria Tsui-Yip, Esq.;  
Miskin & Tsui-Yip LLP

(57) **CLAIM**  
The ornamental design for a brush, as shown and described.

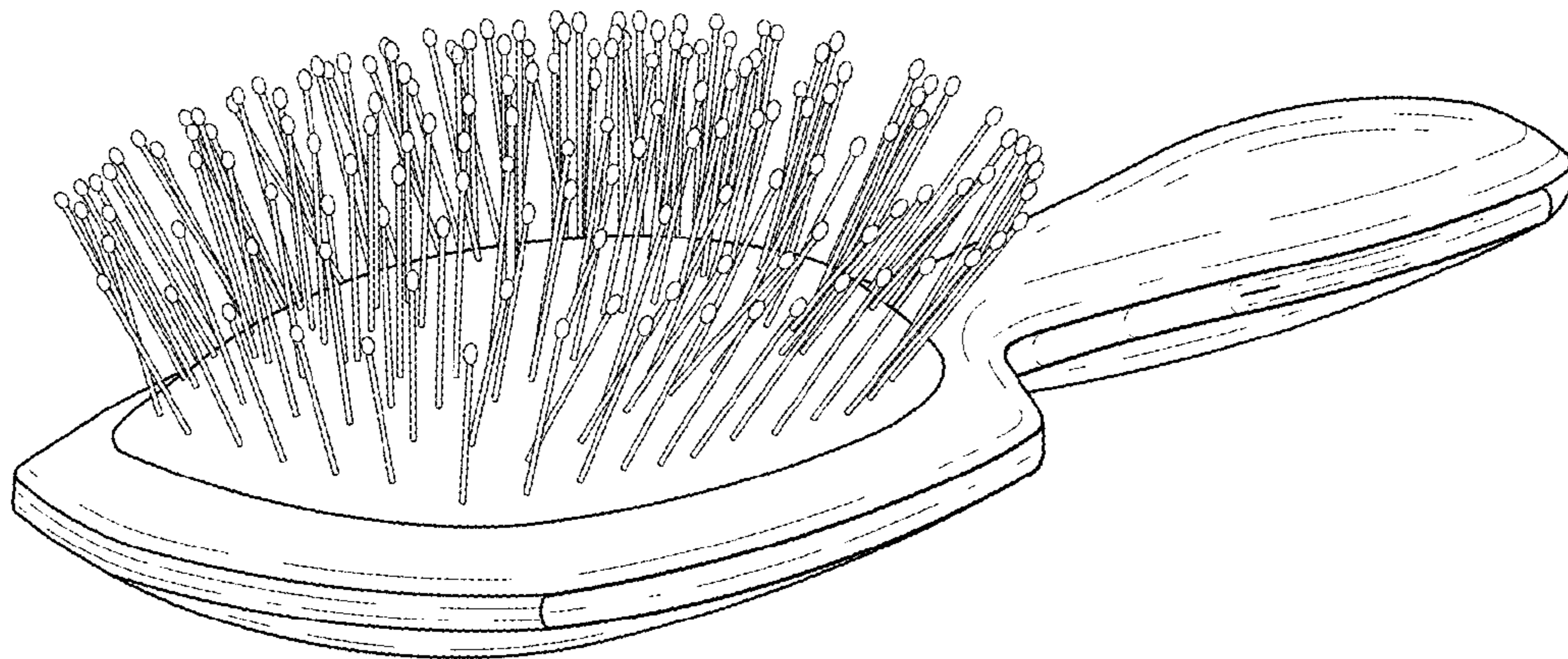
(56) **References Cited**  
U.S. PATENT DOCUMENTS

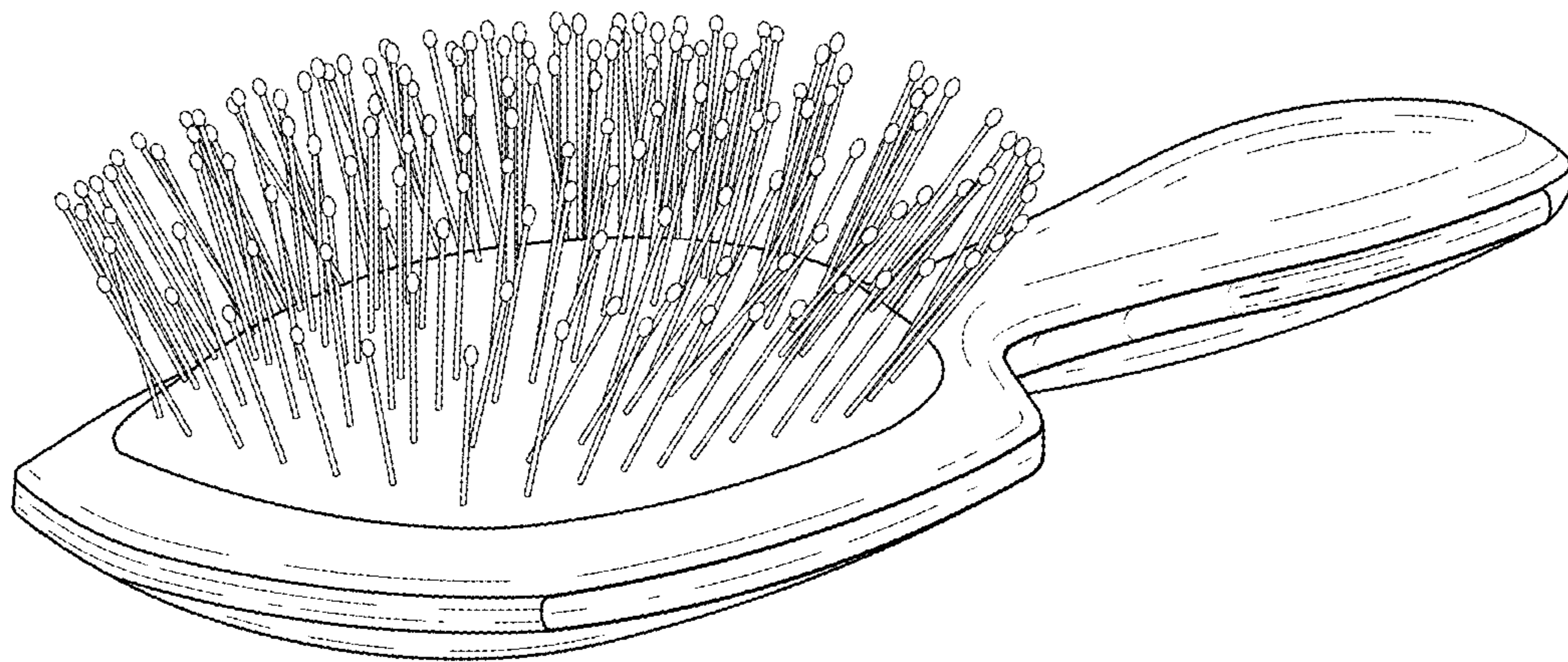
D26,973	S	*	4/1897	Shepherd et al.	.....	D4/134
D33,070	S	*	8/1900	Hamilton et al.	.....	15/159.1
D75,811	S	*	7/1928	Smith et al.	.....	D4/134
D126,379	S	*	4/1941	Dawson et al.	.....	D4/134
D198,440	S	*	6/1964	Lardenois et al.	.....	D4/134
D198,441	S	*	6/1964	Lardenois et al.	.....	D4/134
D198,442	S	*	6/1964	Lardenois et al.	.....	D4/134
D244,568	S	*	6/1977	Lepisto et al.	.....	D4/136
D359,624	S	*	6/1995	Dols	.....	D4/134

**DESCRIPTION**

FIG. 1 is a perspective view of my new design;  
FIG. 2 is a front elevational view thereof;  
FIG. 3 is a rear elevational view thereof;  
FIG. 4 is a right side view thereof;  
FIG. 5 is a left side view thereof;  
FIG. 6 is a top plan view thereof; and,  
FIG. 7 is a bottom plan view thereof.

**1 Claim, 6 Drawing Sheets**





*FIG. 1*

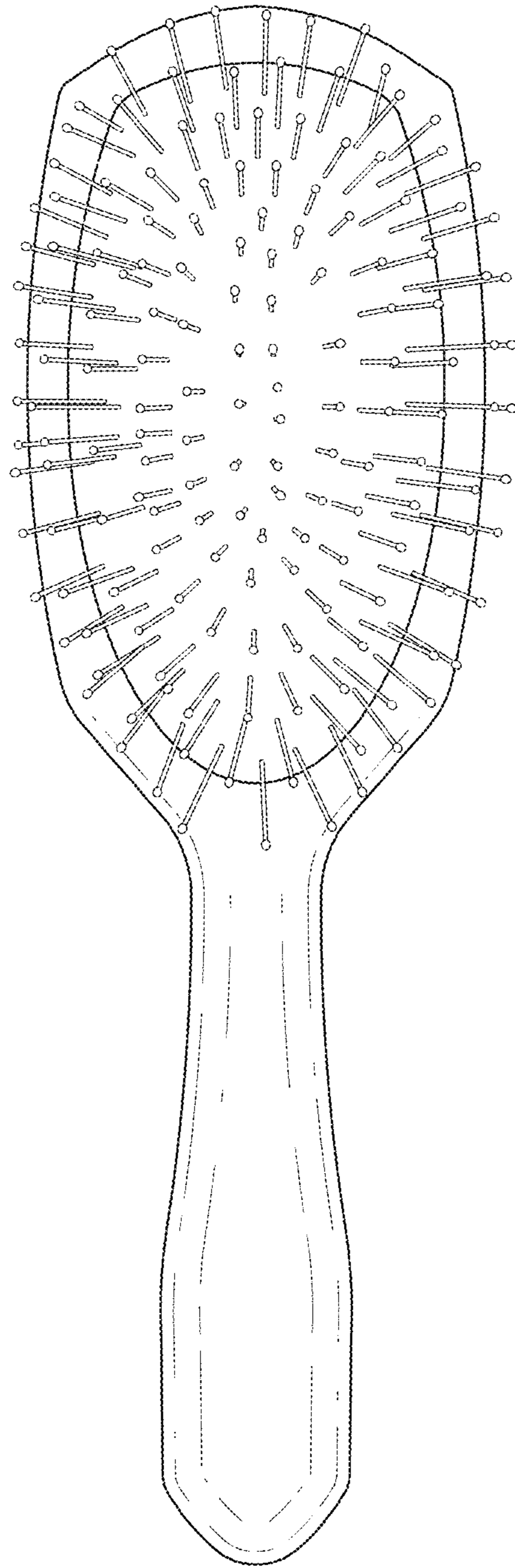
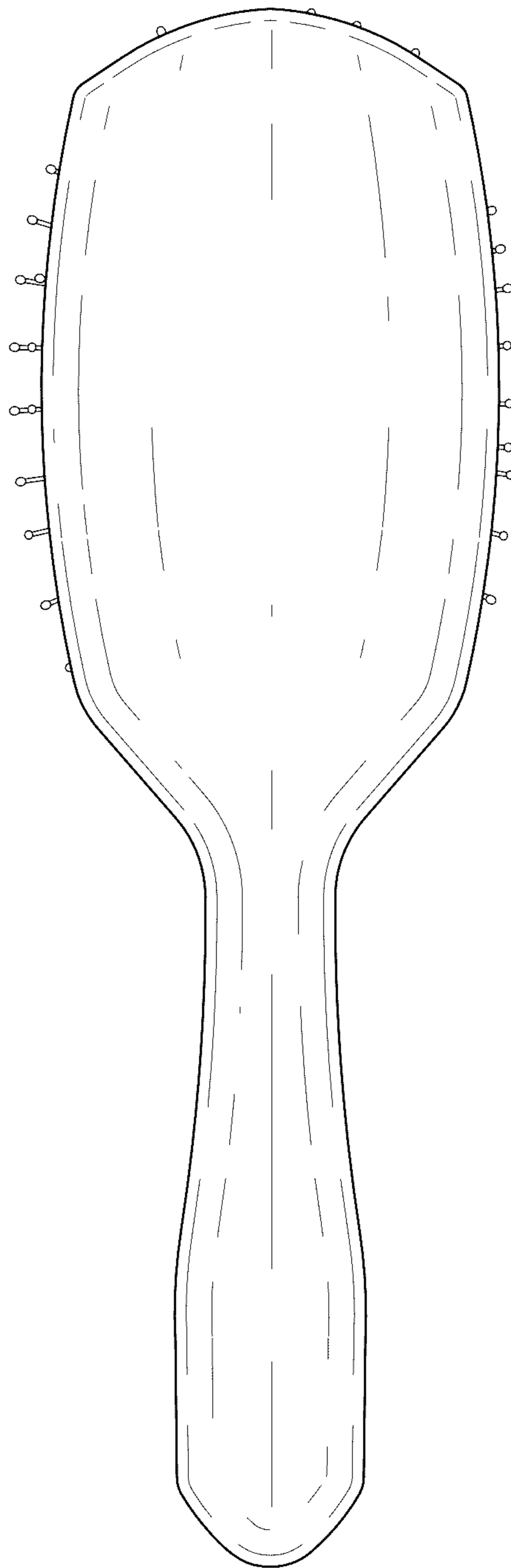


FIG. 2



*FIG. 3*



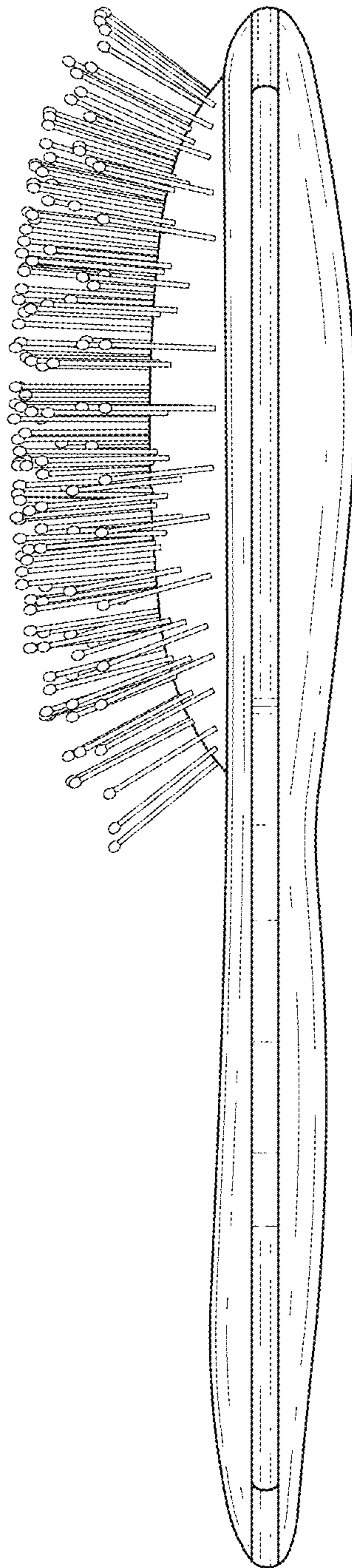


FIG. 4

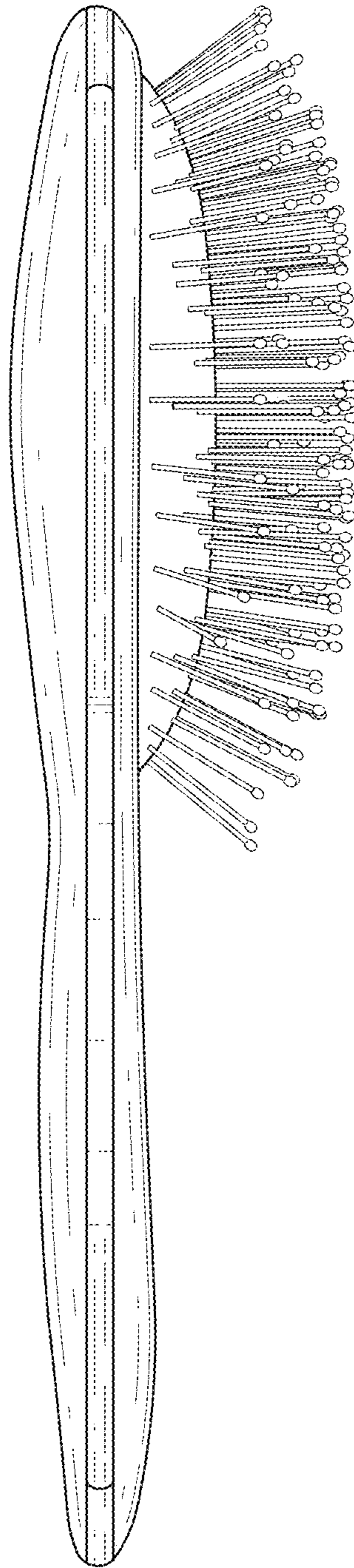
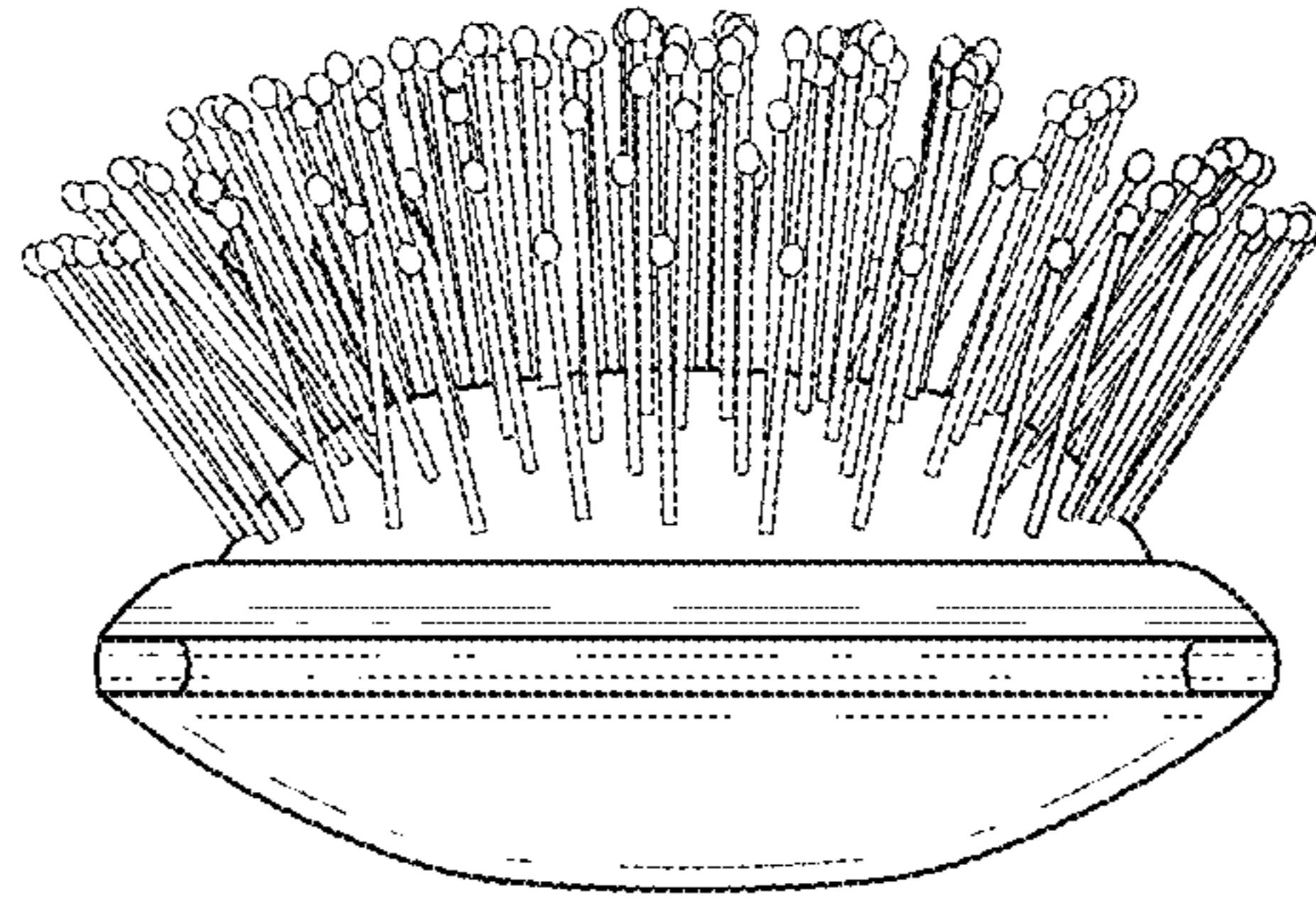
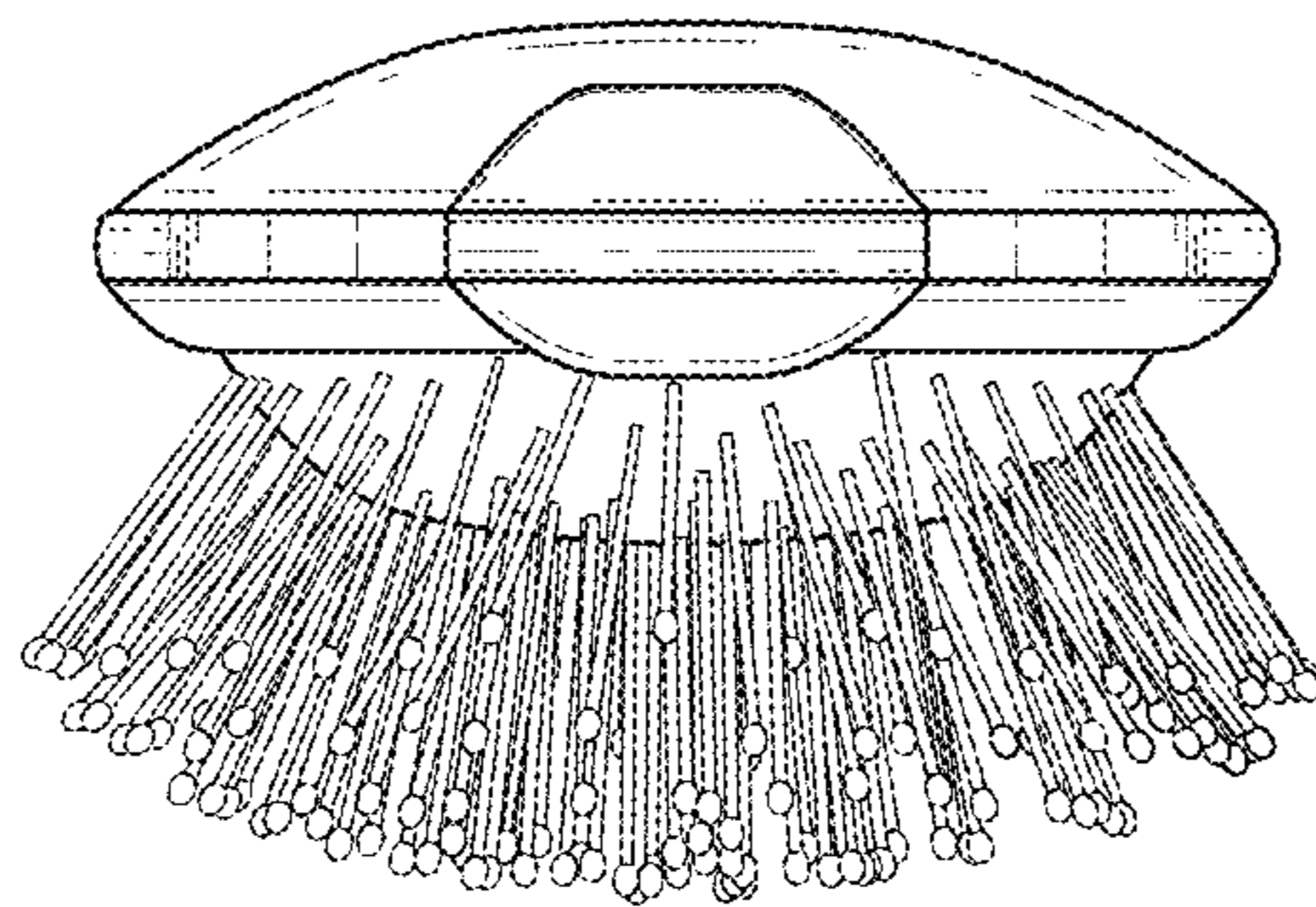


FIG. 5



*FIG. 6*



*FIG. 7*