



US00D770761S

(12) **United States Design Patent**  
**Deioma et al.**

(10) **Patent No.:** **US D770,761 S**

(45) **Date of Patent:** **\*\* Nov. 8, 2016**

(54) **BACKPACK**

(71) Applicant: **David M. Deioma**, Cotati, CA (US)

(72) Inventors: **David M. Deioma**, Cotati, CA (US);  
**Brent H. Harris**, Petaluma, CA (US)

(73) Assignee: **David M. Deioma**, Cotati, CA (US)

(\*\*) Term: **14 Years**

(21) Appl. No.: **29/517,119**

(22) Filed: **Feb. 10, 2015**

(51) **LOC (10) Cl.** ..... **03-01**

(52) **U.S. Cl.**  
USPC ..... **D3/217**

(58) **Field of Classification Search**  
USPC ..... D3/201, 213–219, 221, 224, 225, 229,  
D3/230, 232, 243–246, 254, 318  
CPC .... A45F 3/04; A45F 4/02; A45F 2200/0525;  
A45F 2003/045; A45C 11/00; A45C 13/30;  
A45C 2011/002; A45C 2011/003; A45C  
2011/001; A45C 15/00  
See application file for complete search history.

(56) **References Cited**

**U.S. PATENT DOCUMENTS**

D508,315 S \* 8/2005 Han ..... D3/216  
D545,057 S \* 6/2007 Cyr ..... D3/217  
D569,099 S \* 5/2008 Gossett ..... D3/217  
8,123,581 B2 \* 2/2012 Aschauer ..... A63B 29/021  
116/210

D673,363 S \* 1/2013 Crandall ..... D3/217  
D702,434 S \* 4/2014 Chalk ..... D3/216  
D725,378 S \* 3/2015 Ford ..... D3/217  
D745,777 S \* 12/2015 Zwetzig ..... D3/217  
D748,910 S \* 2/2016 Ford ..... D3/217  
9,289,633 B2 \* 3/2016 Walker ..... A62B 33/00  
D758,715 S \* 6/2016 Daniel ..... D3/217  
2010/0108731 A1 \* 5/2010 Rowe ..... A45F 3/042  
224/654

\* cited by examiner

*Primary Examiner* — George D Kirschbaum

*Assistant Examiner* — Jennifer Watkins

(74) *Attorney, Agent, or Firm* — Pearne & Gordon LLP

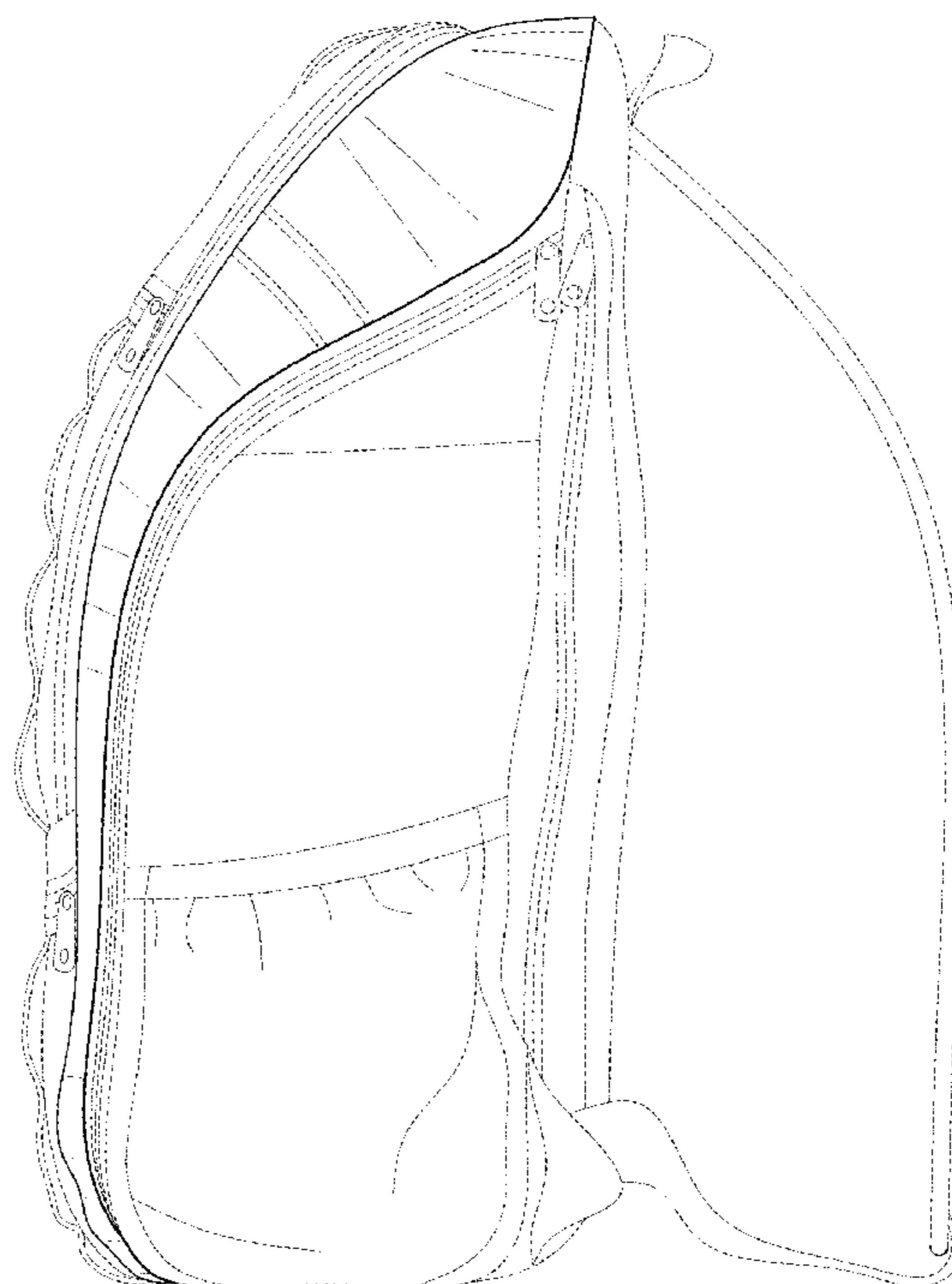

(57) **CLAIM**


The ornamental design for a backpack, as shown and described.

**DESCRIPTION**

FIG. 1 is a front-left perspective view of a backpack, showing my new design;  
FIG. 2 is a top view thereof;  
FIG. 3 is a front view thereof;  
FIG. 4 is a left side view thereof;  
FIG. 5 is a right side view thereof;  
FIG. 6 is a back view thereof; and,  
FIG. 7 is a bottom view thereof.  
The broken lines in the figures are for the purpose of illustrating portions of a backpack that form no part of the claim.

**1 Claim, 7 Drawing Sheets**





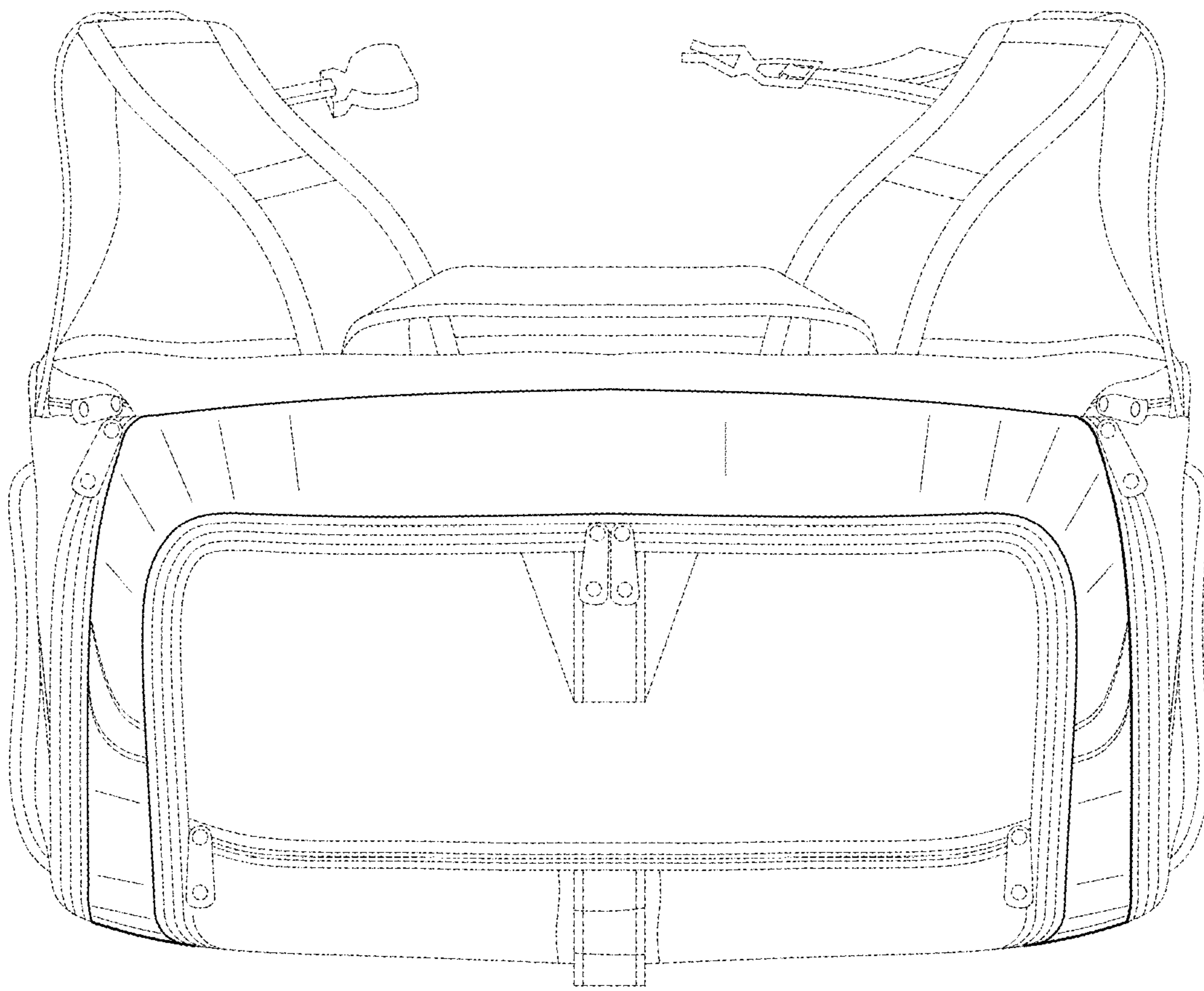


FIG. 2



FIG. 3

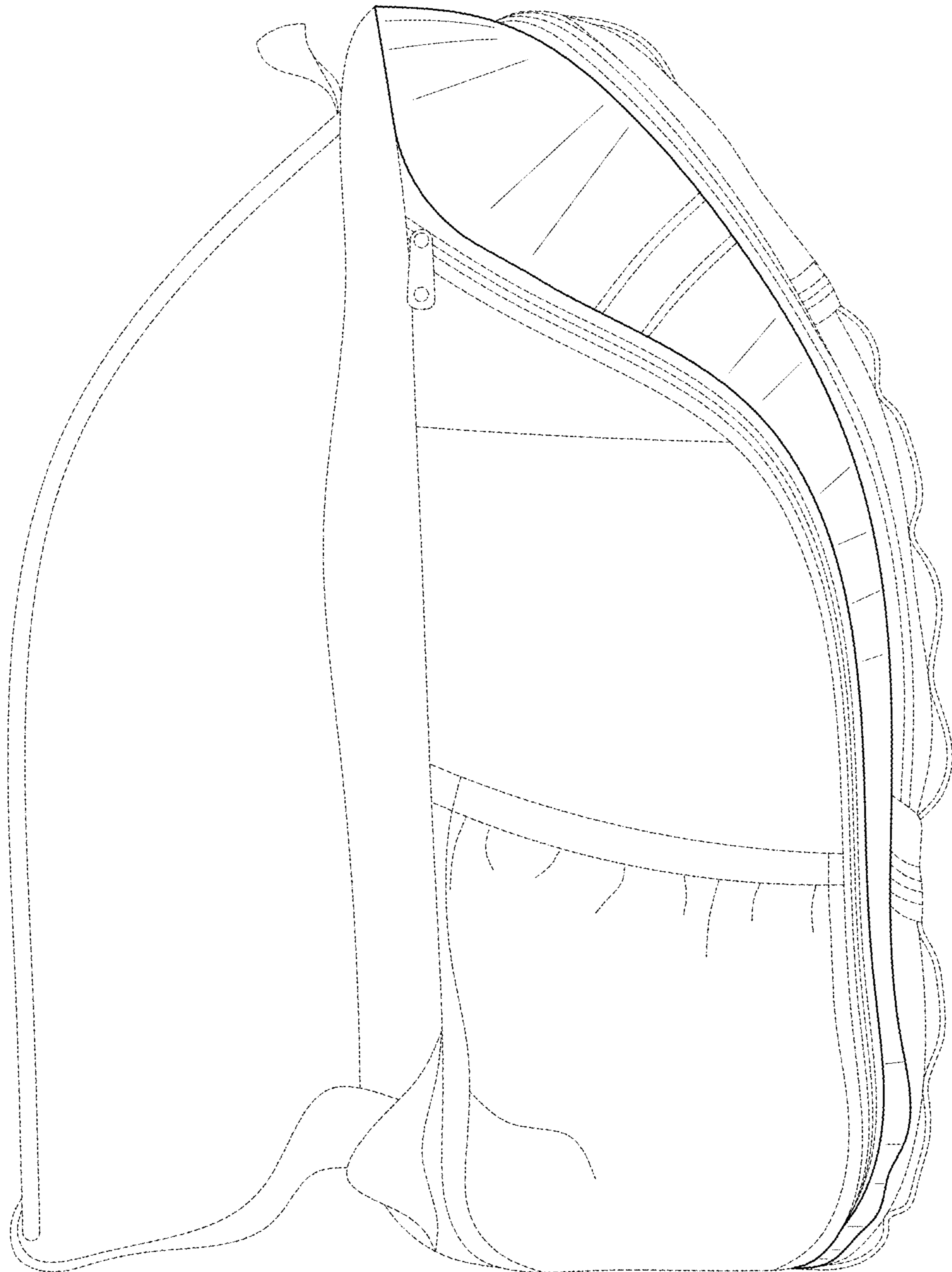


FIG. 4

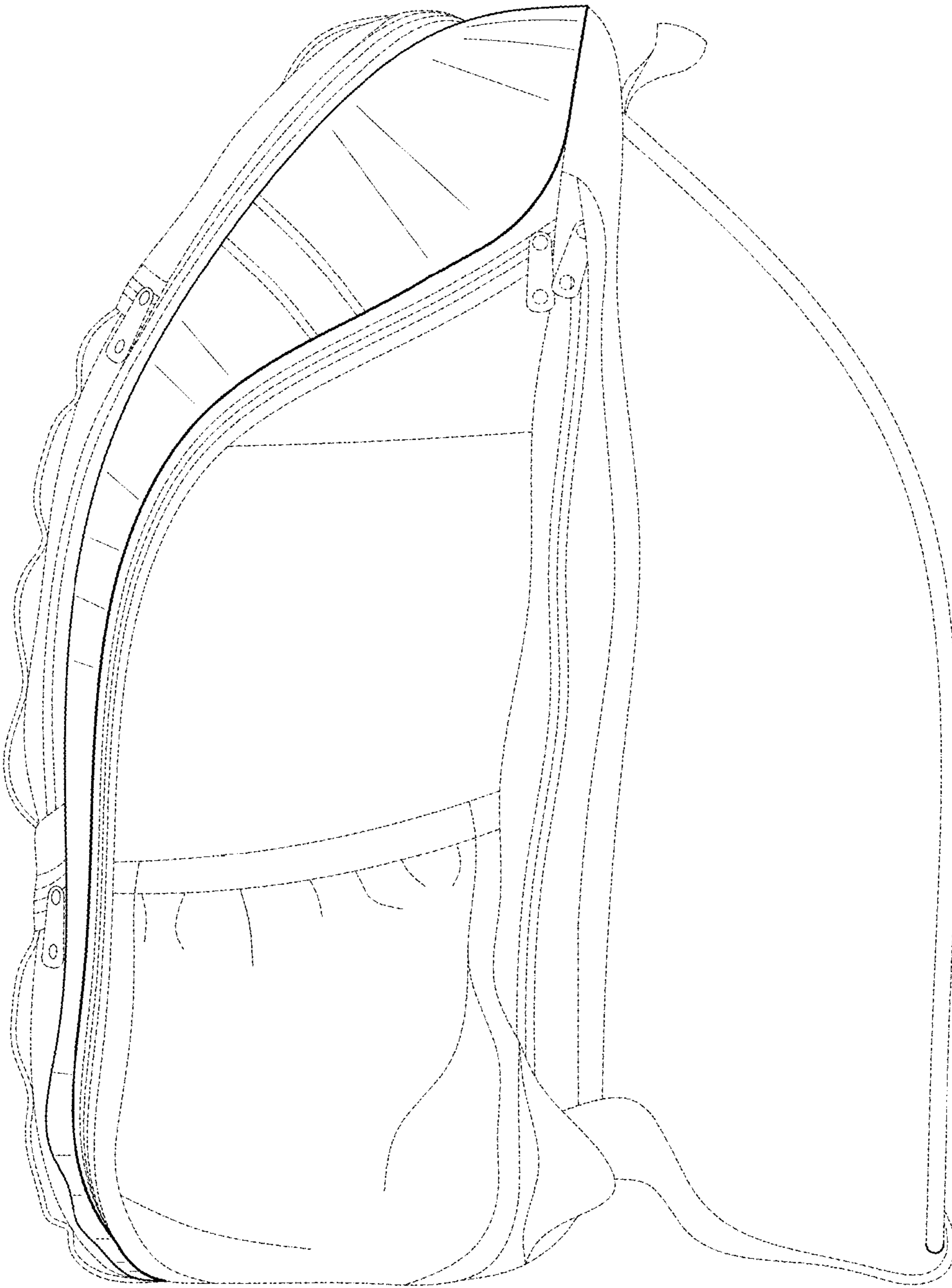


FIG. 5

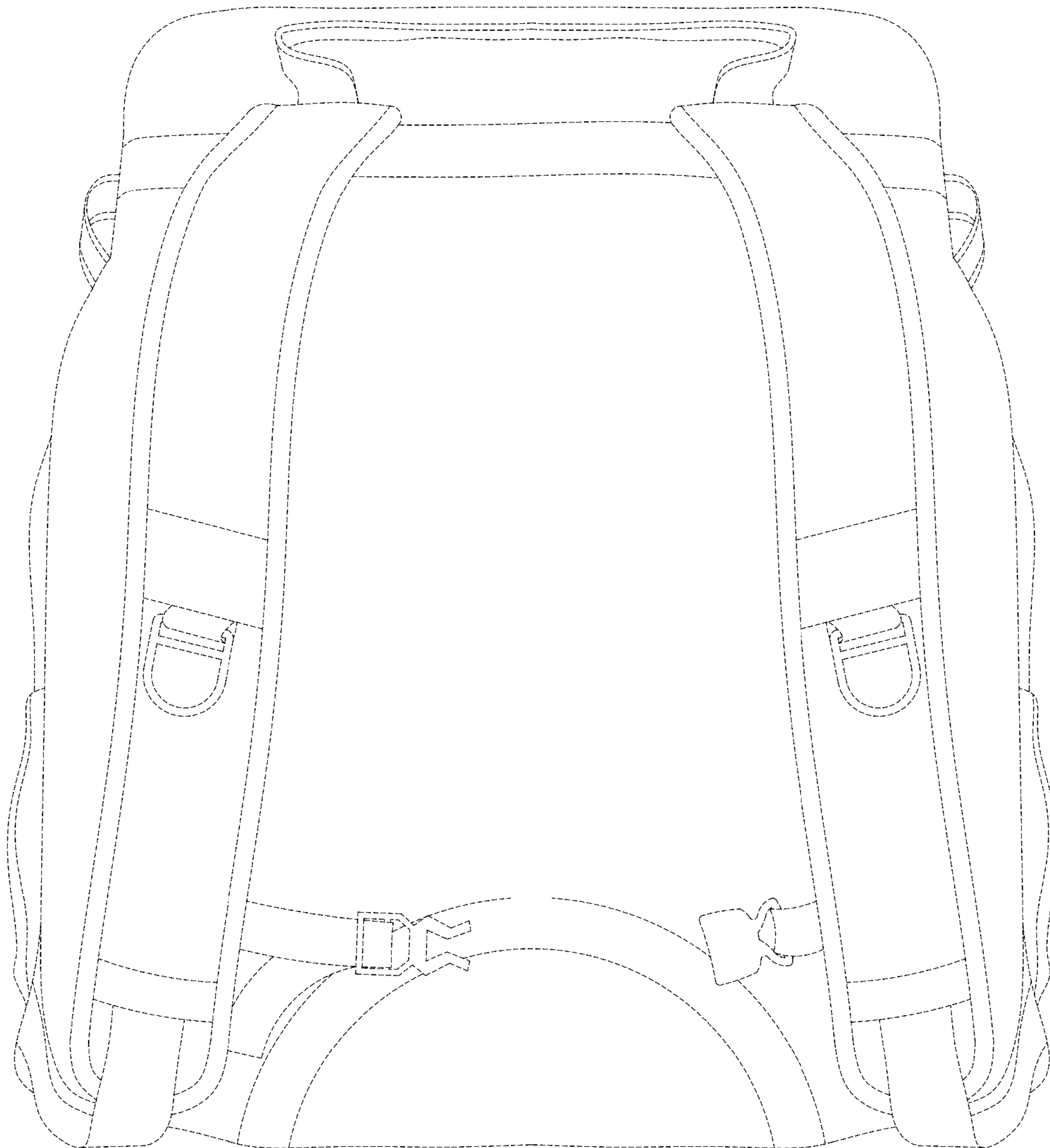


FIG. 6

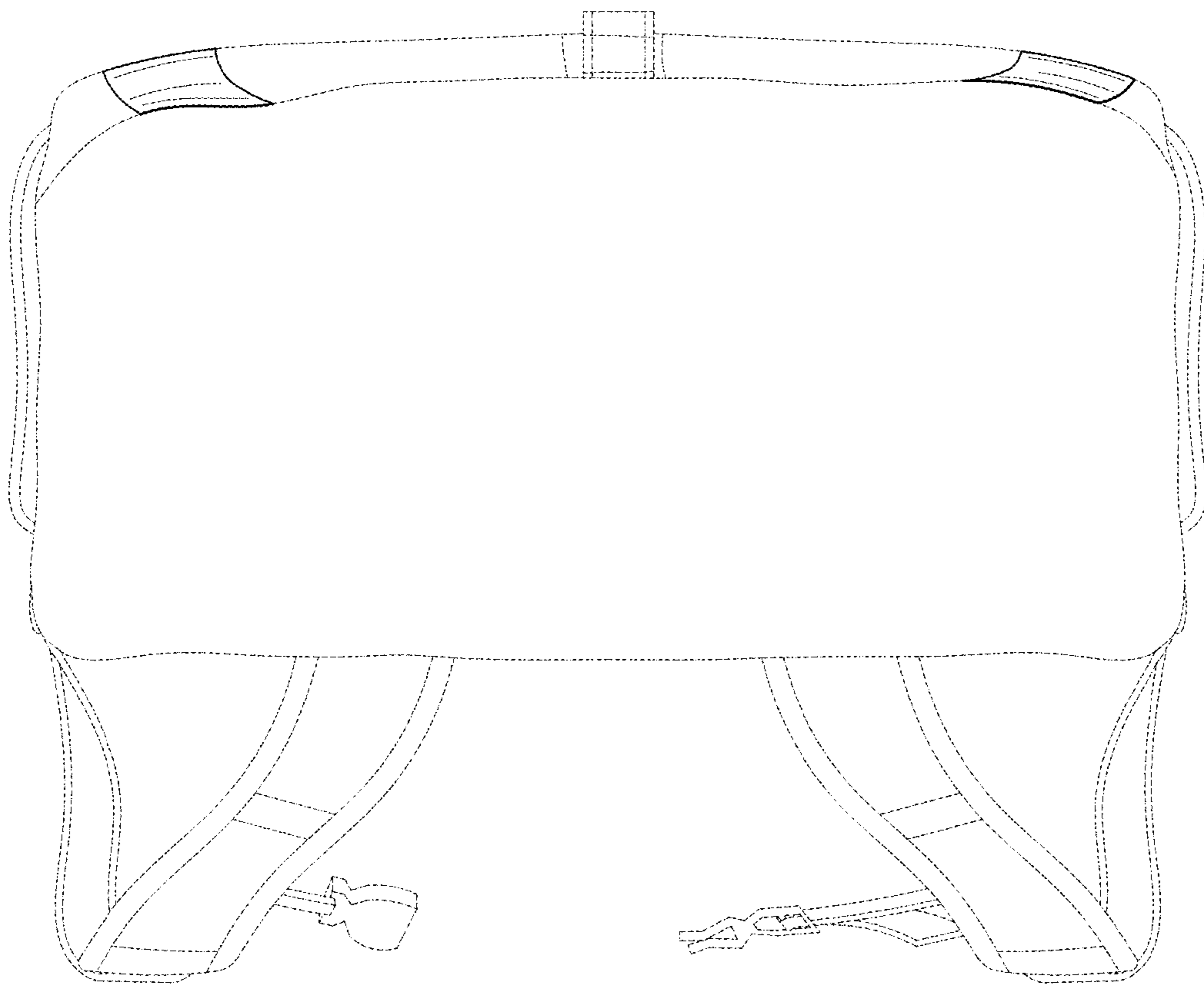


FIG. 7