



US00D770750S

(12) **United States Design Patent** (10) **Patent No.:** **US D770,750 S**
Nethongkome (45) **Date of Patent:** **** Nov. 8, 2016**

(54) **SHOE UPPER**
(71) Applicant: **NIKE, Inc.**, Beaverton, OR (US)
(72) Inventor: **Benjamin Nethongkome**, Beaverton, OR (US)
(73) Assignee: **NIKE, Inc.**, Beaverton, OR (US)
(**) Term: **15 Years**
(21) Appl. No.: **29/528,469**
(22) Filed: **May 28, 2015**
(51) **LOC (10) Cl.** **02-99**
(52) **U.S. Cl.**
USPC **D2/972**
(58) **Field of Classification Search**
USPC D2/902, 906-908, 944, 969, 972-974;
D5/47
CPC A43B 13/181; A43B 13/141; A43B 13/186;
A43B 13/188; A43B 23/00; A43B 23/02;
A43B 5/00; A43B 23/26; A43B 1/04; A43B
11/14; A43B 7/00; A43C 1/00; A43C 11/00
See application file for complete search history.

D475,522 S 6/2003 Hlavacs
D498,579 S 11/2004 Lemaster
D508,306 S 8/2005 Amado et al.
D510,181 S * 10/2005 Cessor D2/972
D513,849 S 1/2006 Hull
D513,856 S 1/2006 Fullum
D523,620 S 6/2006 Cass
D546,541 S 7/2007 Mueller
D552,842 S 10/2007 Mermet
D569,600 S 5/2008 Mayden
D572,440 S 7/2008 Polegato Moretti
D615,288 S 5/2010 Flewelling et al.
D623,391 S 9/2010 Leleu
D643,617 S * 8/2011 Caine D2/972
D644,020 S * 8/2011 Caine D2/972

(Continued)

OTHER PUBLICATIONS

Nike Footwear Catalog, 2015 Summer Women's Performance Footwear, p. 16, published Aug. 1, 2014, NIKE, Inc., USA.

Primary Examiner — Dominic Simone
(74) *Attorney, Agent, or Firm* — Banner & Witcoff, Ltd.

(57) **CLAIM**
The ornamental design for a shoe upper, as shown and described.

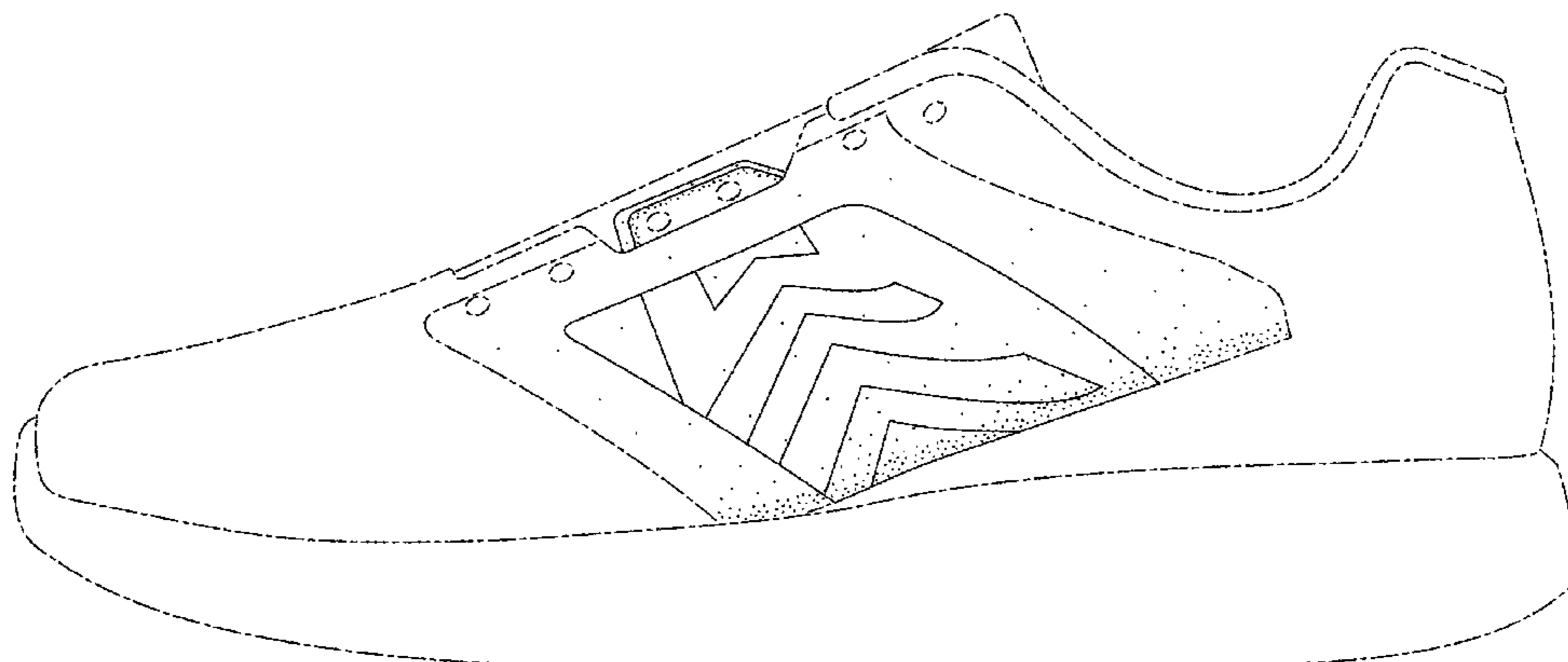
DESCRIPTION

FIG. 1 is a front perspective view of a shoe upper showing my new design;
FIG. 2 is a side view thereof; and,
FIG. 3 is a rear perspective view thereof.
The broken lines immediately adjacent to the shaded area represent unclaimed boundaries of the design. The five unshaded eyelet regions within the shaded area that are demarcated by broken lines form no part of the claimed design. The broken lines showing the remainder of the shoe are for environmental purposes only and form no part of the claimed design.

1 Claim, 3 Drawing Sheets

(56) **References Cited**
U.S. PATENT DOCUMENTS

D270,778 S 10/1983 Casetta
D272,866 S 3/1984 Casetta
D281,115 S 10/1985 Campbell et al.
D281,285 S 11/1985 Campbell et al.
D331,493 S 12/1992 O'Rorke
D398,770 S 9/1998 Lozano
D410,327 S * 6/1999 Lotti D2/972
D418,284 S 1/2000 Hlavacs
D420,501 S 2/2000 Hlavacs
D420,502 S 2/2000 Hlavacs
D431,102 S * 9/2000 Clegg D2/972
D449,731 S * 10/2001 Roulo D2/972
D452,608 S 1/2002 McDowell
D452,990 S 1/2002 McDowell
D467,411 S 12/2002 Dombrow



US D770,750 S

Page 2

(56)

References Cited

U.S. PATENT DOCUMENTS

D679,084 S 4/2013 Grenet
D679,903 S 4/2013 Grenet
D683,533 S 6/2013 Williams, Jr.

D707,031 S 6/2014 Chang
D709,277 S 7/2014 Takenaka
D709,278 S 7/2014 Takenaka
D713,630 S 9/2014 Lonigan

* cited by examiner

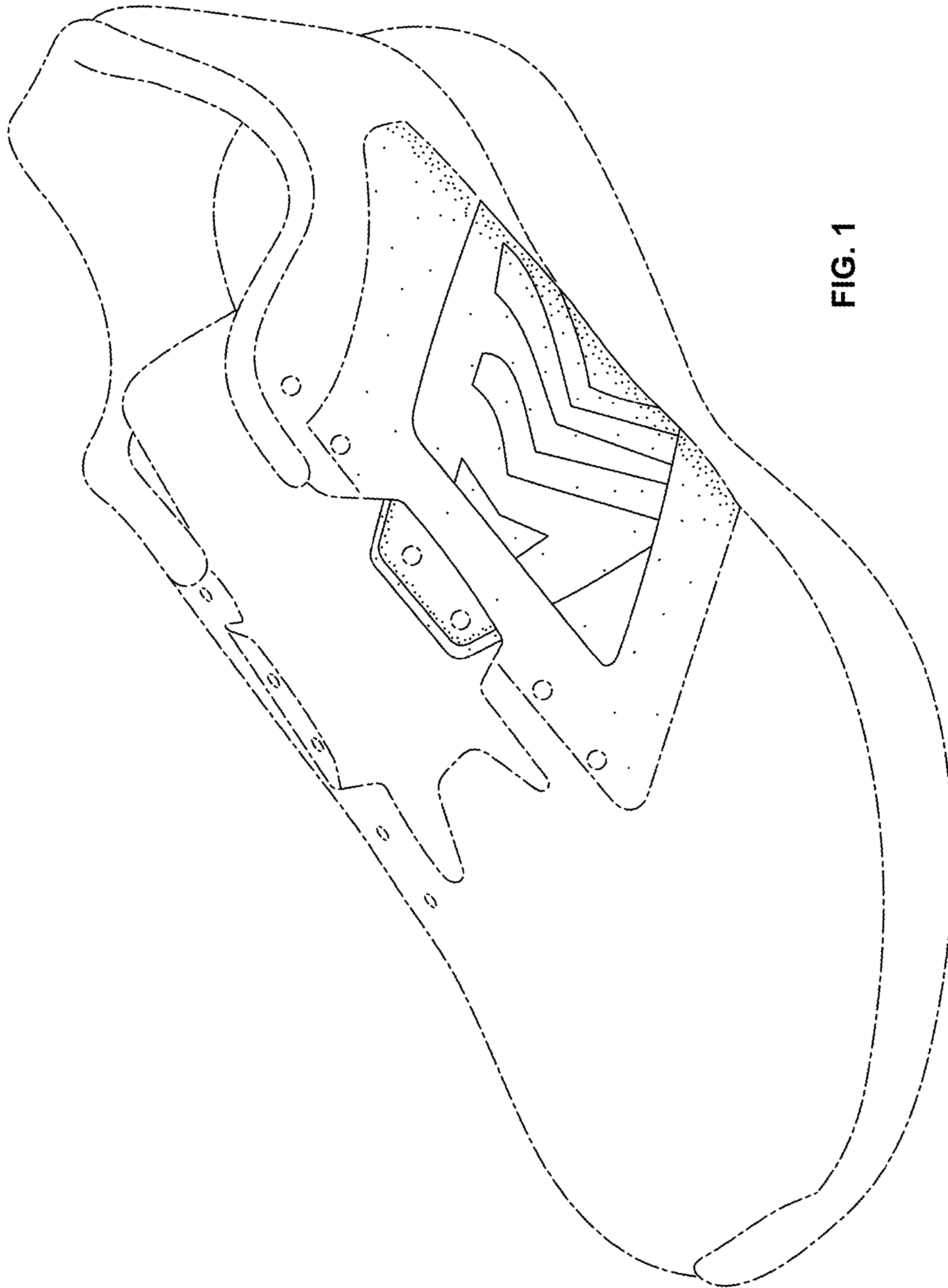


FIG. 1

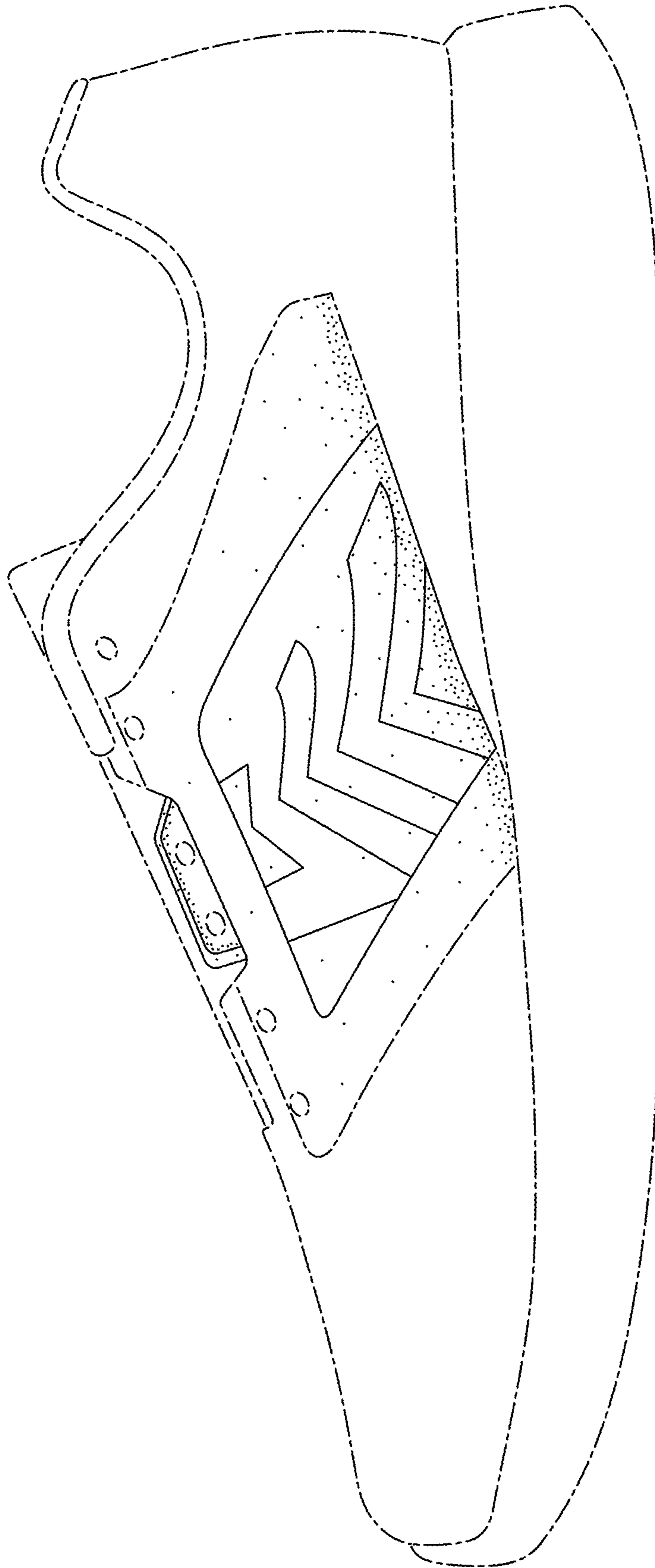


FIG. 2

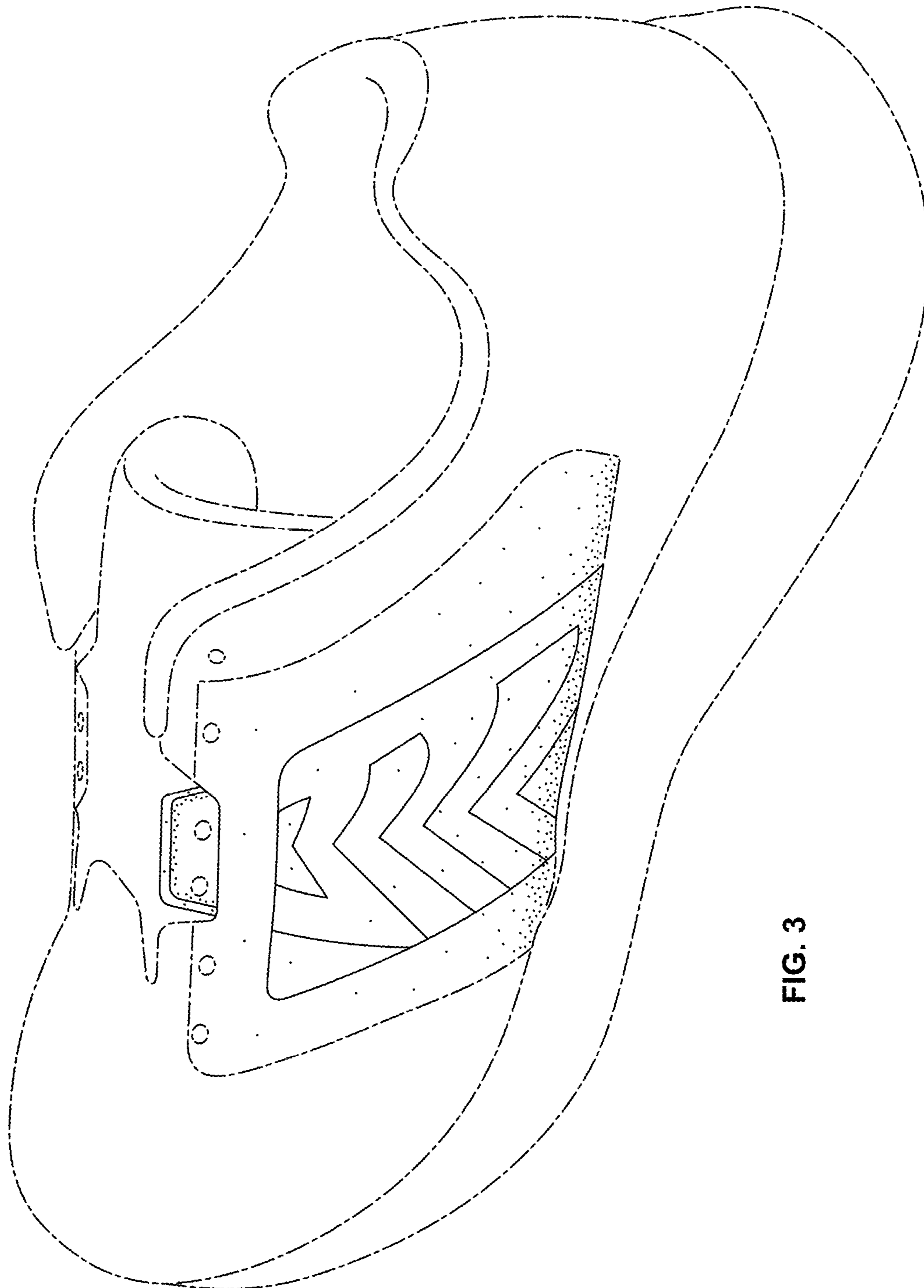


FIG. 3