



US00D770742S

(12) **United States Design Patent** (10) **Patent No.:** **US D770,742 S**
Reiser (45) **Date of Patent:** **** Nov. 8, 2016**

(54) **SHOE SOLE**

(71) Applicant: **Austin J. Reiser**, Arlington, TX (US)

(72) Inventor: **Austin J. Reiser**, Arlington, TX (US)

(**) Term: **14 Years**

(21) Appl. No.: **29/517,837**

(22) Filed: **Feb. 17, 2015**

(51) **LOC (10) Cl.** **02-04**

(52) **U.S. Cl.**
USPC **D2/960**; D2/947; D2/951; D2/953;
D2/957; D2/959

(58) **Field of Classification Search**
USPC D2/902, 906, 908, 916, 918, 925,
D2/946-962, 977; 36/3 B, 22 R, 24.5, 25 R,
36/28, 32 R, 34 R, 59 C, 67 A, 103
CPC A43B 13/00; A43B 13/02; A43B 13/023;
A43B 13/026; A43B 13/04; A43B 13/08;
A43B 13/10; A43B 13/12; A43B 13/14;
A43B 13/141; A43B 13/143; A43B 13/16;
A43B 13/18; A43B 13/181; A43B 13/187;
A43B 13/189; A43B 13/20; A43B 13/22;
A43B 13/223; A43B 13/24; A43B 13/28;
A43B 13/30; A43B 13/32; A43B 13/34;
A43B 13/36

See application file for complete search history.

(56) **References Cited**

U.S. PATENT DOCUMENTS

- 2,394,704 A * 2/1946 Loewer A43B 13/08
12/146 B
- 4,287,250 A * 9/1981 Rudy B29C 66/439
206/522
- 4,377,041 A * 3/1983 Alchermes A43B 13/12
36/30 R
- D294,653 S * 3/1988 Le D2/900
- D430,966 S * 9/2000 Brady D2/902
- D529,693 S * 10/2006 Le D2/951

- D644,418 S * 9/2011 Yi D2/946
- D662,701 S * 7/2012 Raysse D2/951
- D679,901 S * 4/2013 Raysse D2/951
- D716,537 S * 11/2014 Silverman D2/950
- D725,359 S * 3/2015 Miner D2/947
- D736,508 S * 8/2015 Taestensen D2/951
- D737,030 S * 8/2015 Bizzo D2/951
- 9,155,353 B2 * 10/2015 James A43B 13/141
- D742,106 S * 11/2015 Taestensen D2/951
- 9,254,591 B2 * 2/2016 Fox A43B 13/187
- 2012/0324761 A1 * 12/2012 Sills A43B 1/0072
36/103
- 2013/0104423 A1 * 5/2013 Hatfield A43B 5/001
36/103
- 2014/0000129 A1 * 1/2014 Mueller A43B 13/18
36/103
- 2015/0250261 A1 * 9/2015 Sills A43B 1/0072
36/31
- 2016/0015124 A1 * 1/2016 Grell A43B 1/0054
36/102

* cited by examiner

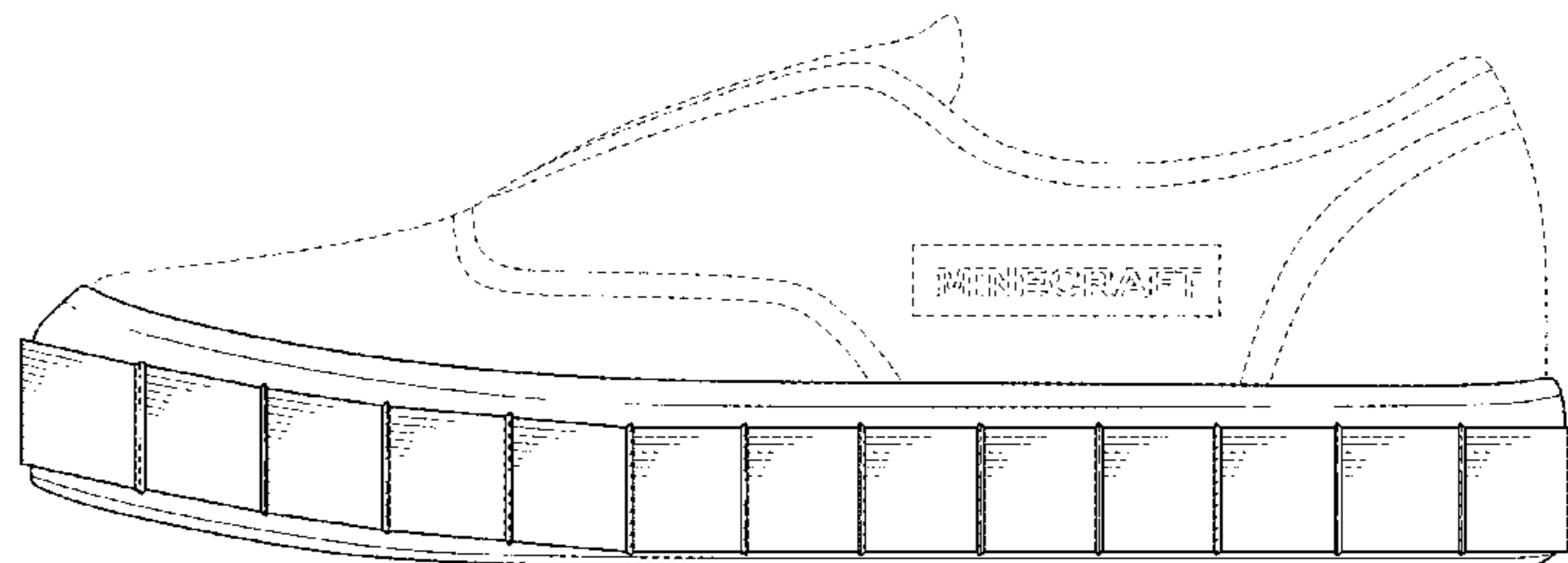
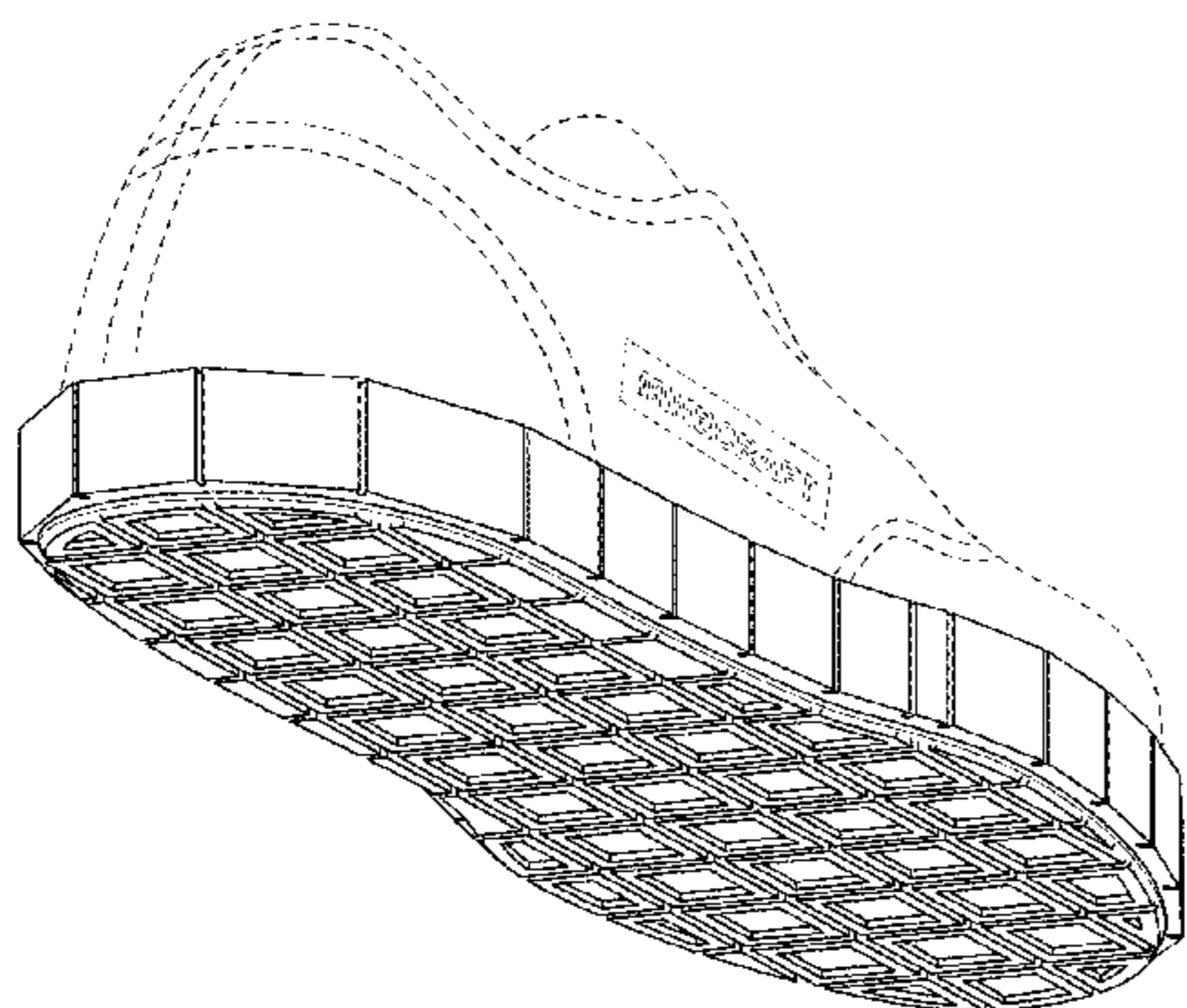
Primary Examiner — T. Chase Nelson
(74) *Attorney, Agent, or Firm* — Law Offices of Jeff Williams; J. Oliver Williams

(57) **CLAIM**
The ornamental design for a shoe sole, as shown and described.

DESCRIPTION

FIG. 1 is a perspective view of a shoe sole according to the present invention.
FIG. 2 is a front view of the shoe sole of FIG. 1.
FIG. 3 is a back view of the shoe sole of FIG. 1.
FIG. 4 is a left view of the shoe sole of FIG. 1.
FIG. 5 is a right view of the shoe sole of FIG. 1.
FIG. 6 is a top view of the shoe sole of FIG. 1; and
FIG. 7 is a bottom view of the shoe sole of FIG. 1.
The broken lines are included for the purpose of illustrating environmental structure and form no part of the claimed design.

1 Claim, 6 Drawing Sheets



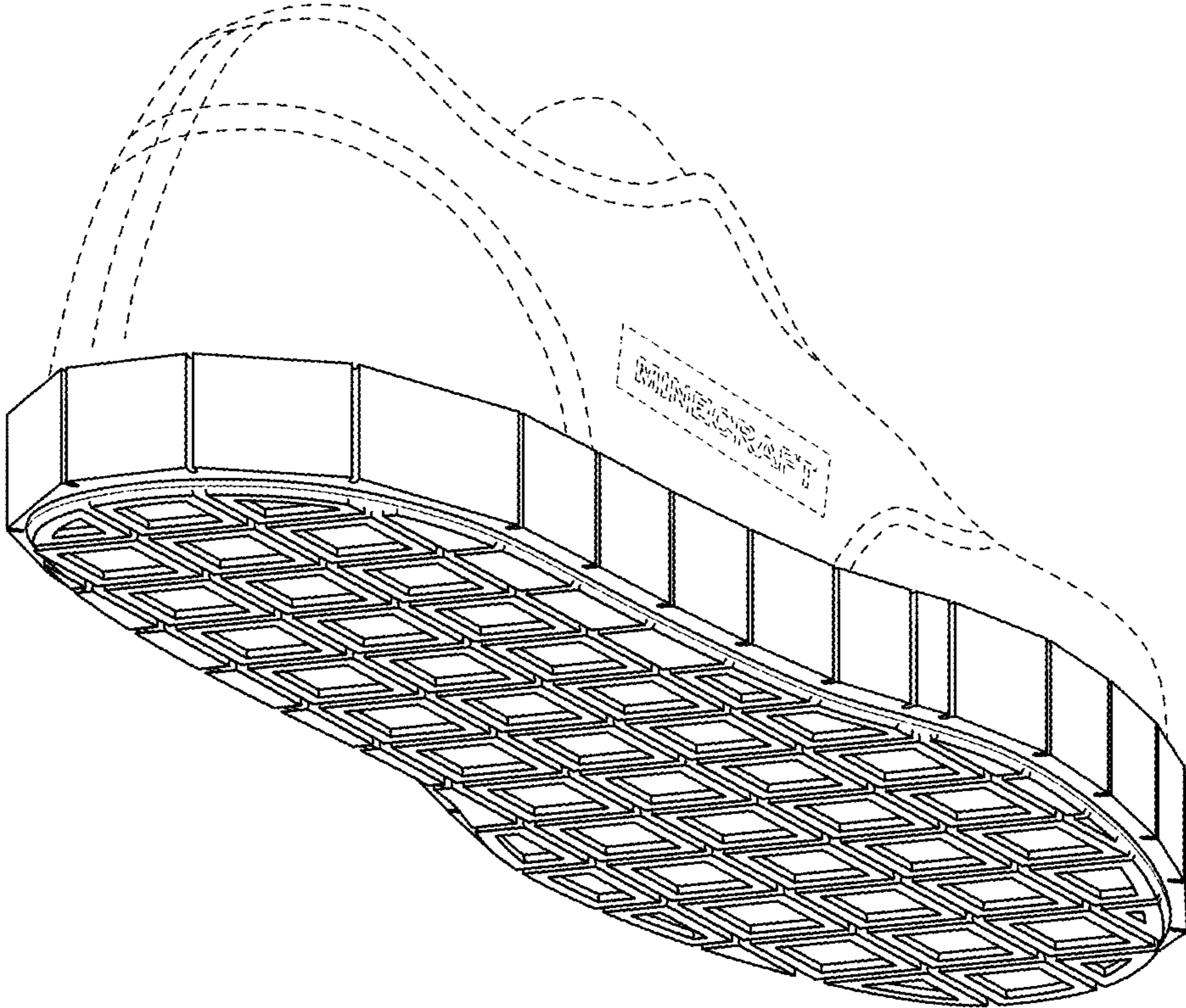


FIG. 1

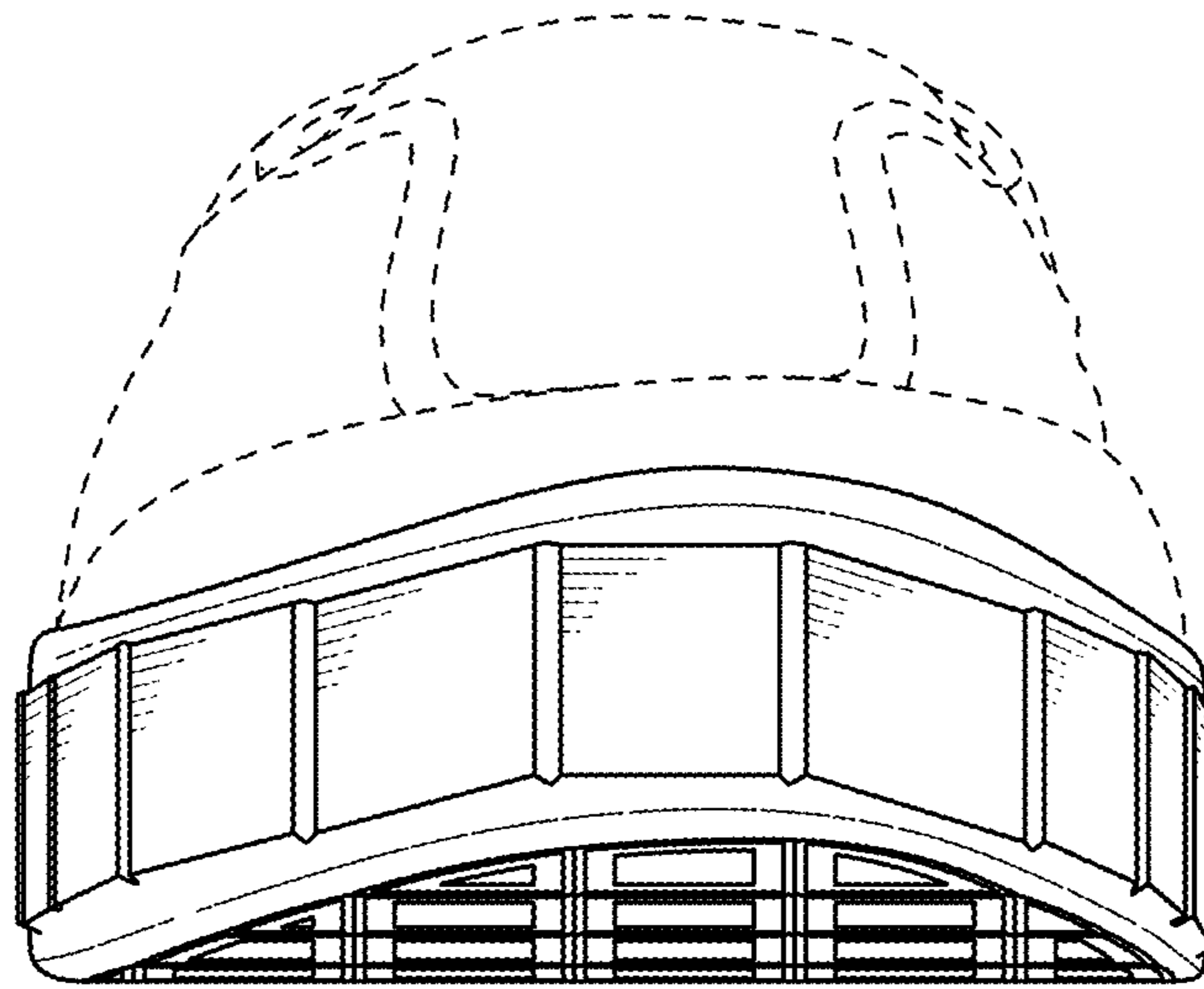


FIG. 2

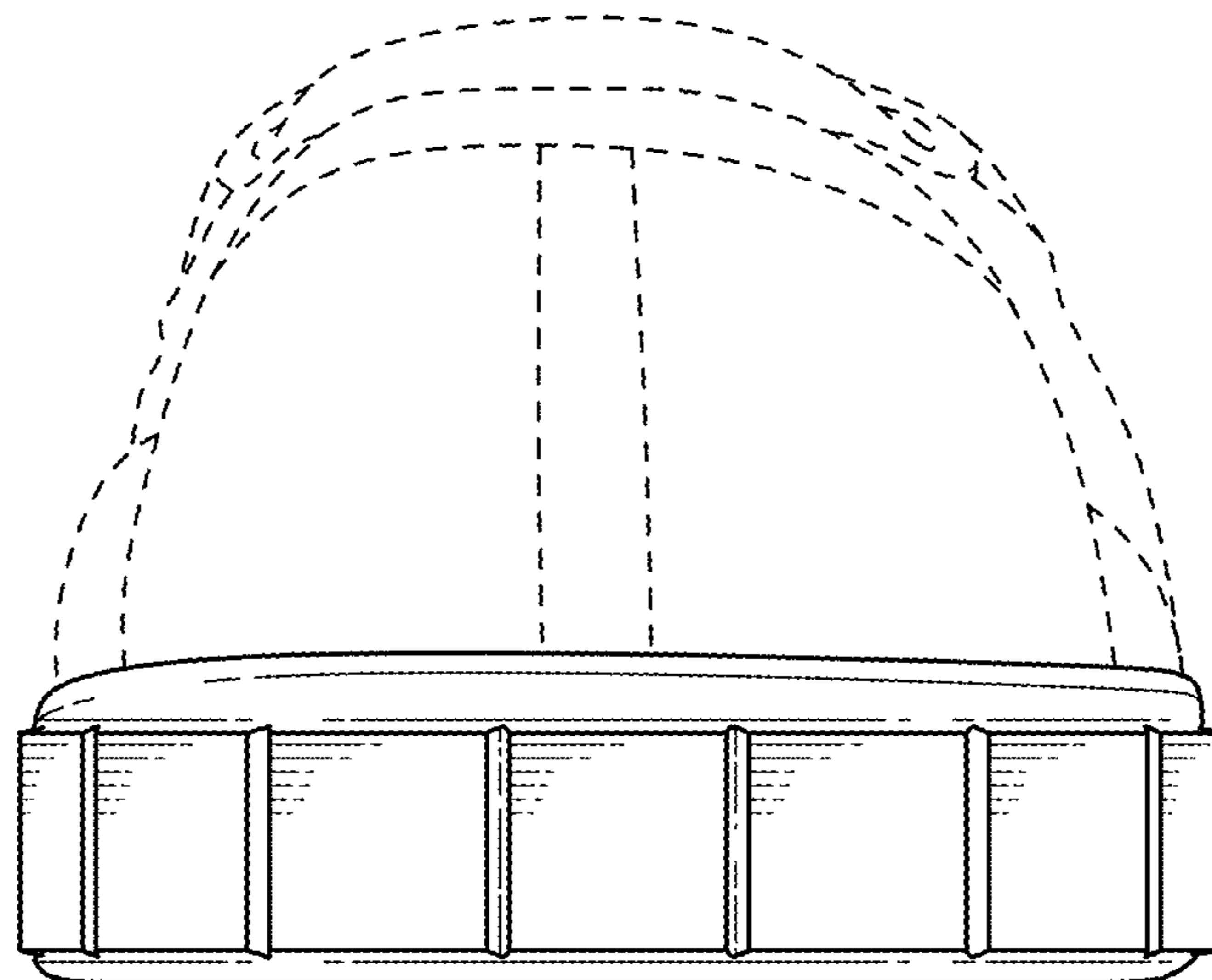


FIG. 3

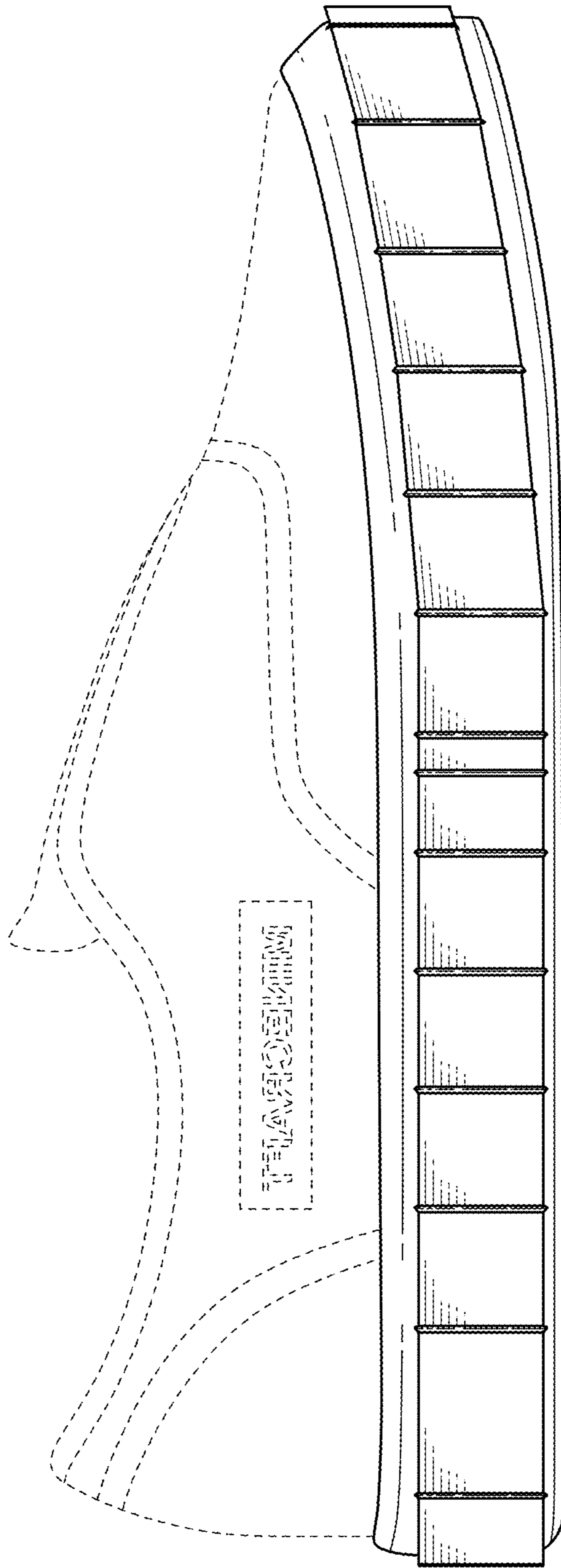


FIG. 4

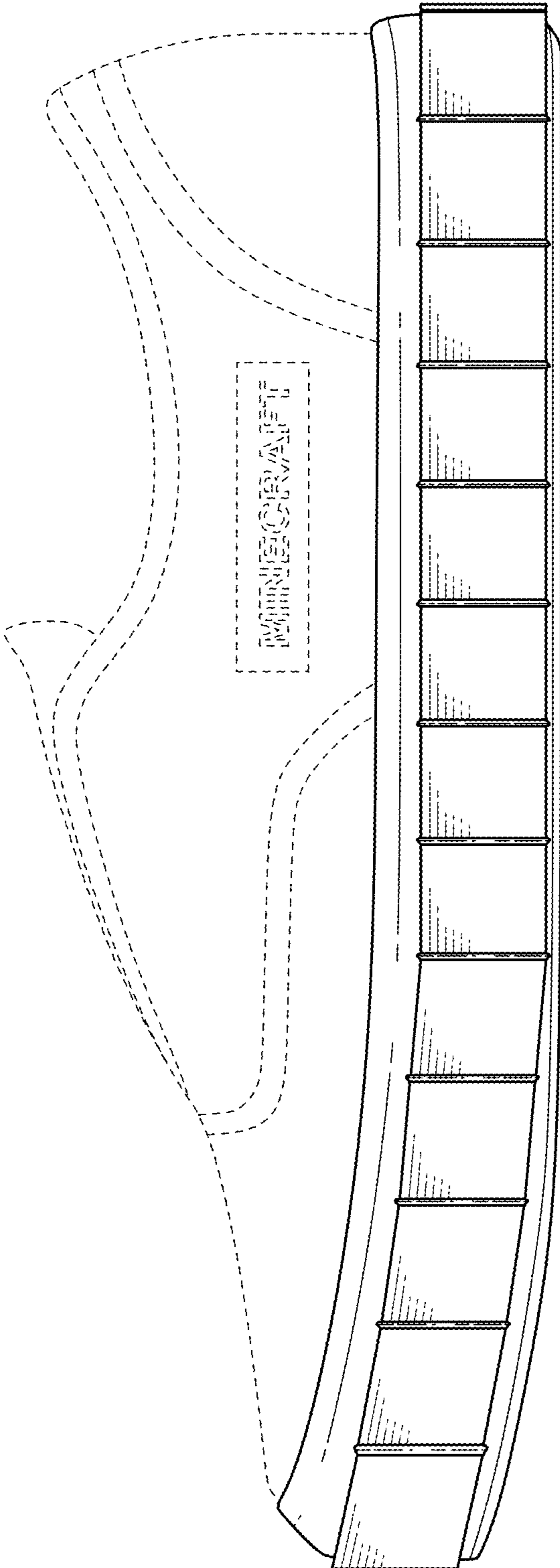


FIG. 5

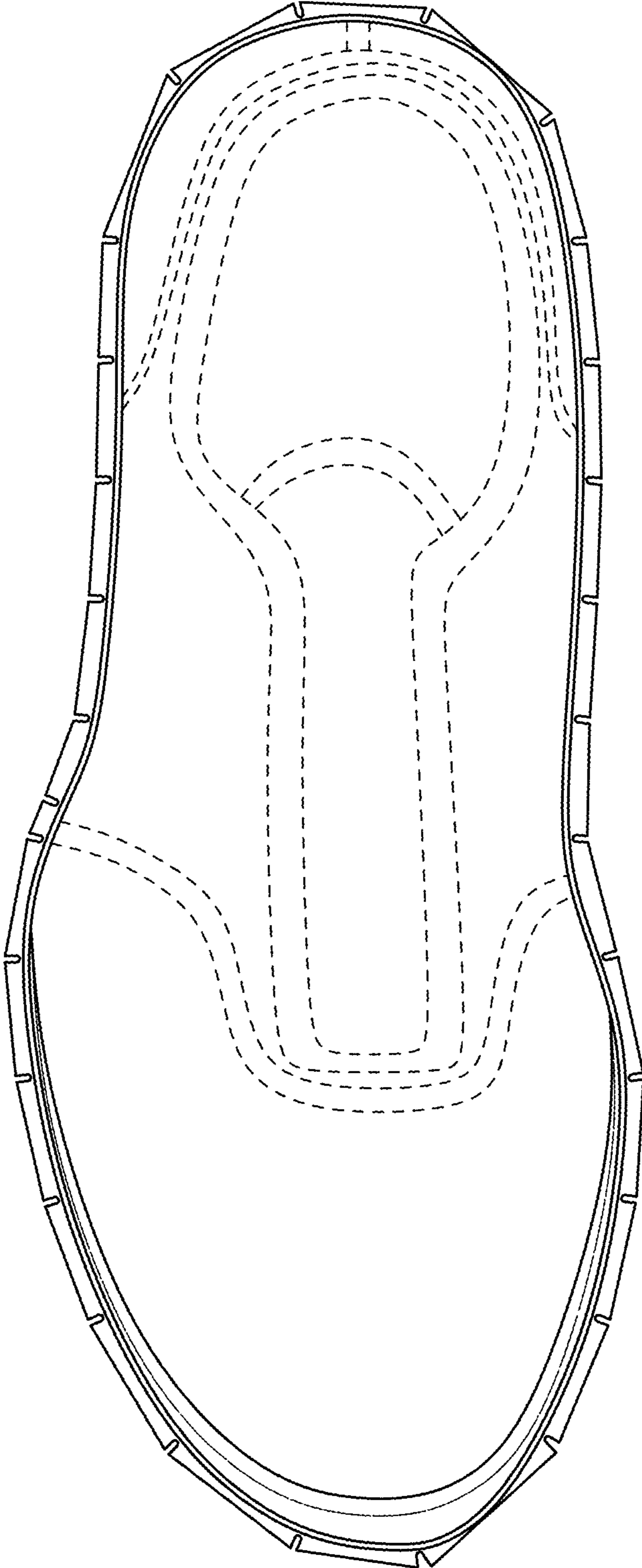


FIG. 6

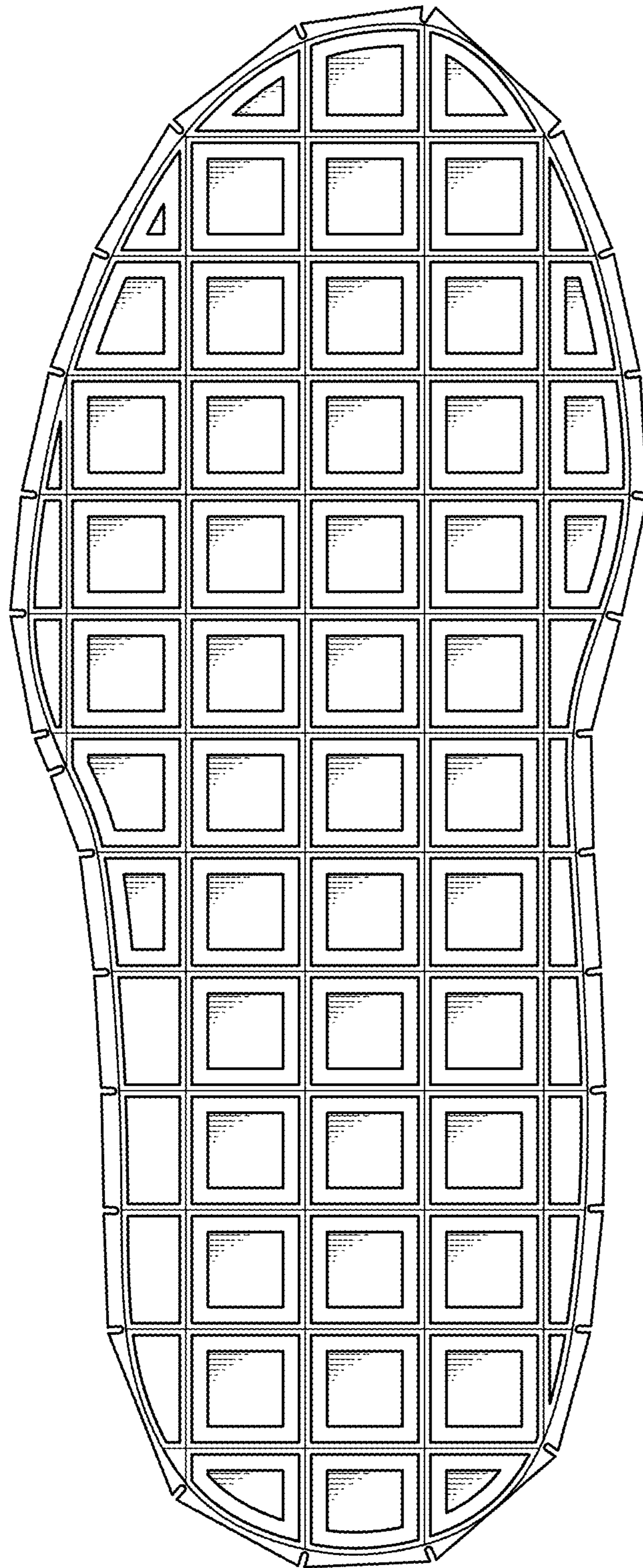


FIG. 7