



US00D770738S

(12) **United States Design Patent** (10) **Patent No.:** **US D770,738 S**
Choi (45) **Date of Patent:** **** Nov. 8, 2016**

(54) **FOOTWEAR**

(71) Applicant: **J. Choo Limited**, London (GB)

(72) Inventor: **Sandra Choi**, London (GB)

(73) Assignee: **J. Choo Limited**, London (GB)

(**) Term: **14 Years**

(21) Appl. No.: **29/514,404**

(22) Filed: **Jan. 12, 2015**

(51) **LOC (10) Cl.** **02-04**

(52) **U.S. Cl.**
USPC **D2/929; D2/930; D2/939; D2/965**

(58) **Field of Classification Search**
USPC D2/896, 900, 919-921, 925-942, 964,
D2/965, 969, 971; 36/1, 83, 8.1-8.3, 9 R,
36/45-58, 104, 108, 76 R
CPC A43B 21/00; A43B 21/02; A43B 21/06;
A43B 9/14; A43B 1/0045; A43B 13/10;
A43B 13/12; A43B 23/06; A43B 23/07;
A43B 1/0036; A43B 5/12
See application file for complete search history.

(56) **References Cited**

U.S. PATENT DOCUMENTS

D96,424 S	7/1935	Sobel	
D102,157 S *	12/1936	Walsh	D2/930
D103,412 S *	3/1937	Sholtz	D2/930
D103,590 S *	3/1937	Perugia	D2/935
D106,932 S *	11/1937	Sholtz	D2/940
D106,933 S *	11/1937	Sholtz	D2/931
D110,244 S *	6/1938	Epstein	D2/935
2,126,669 A *	8/1938	Ryberg	A43B 21/00 36/34 R
D111,852 S *	10/1938	Hurzeler	D2/965
D111,866 S *	10/1938	Troy	D2/939

D112,968 S *	1/1939	Squire	D2/965
2,208,104 A	7/1940	Perugia	
D123,592 S *	11/1940	Elkin	D2/931
D127,531 S *	5/1941	Wolock	D2/940
D163,185 S *	5/1951	Joyce	D2/930
D192,409 S *	3/1962	Joiner	D2/965
D209,806 S *	1/1968	Evins	D2/965
D548,943 S *	8/2007	Choi	D2/971
D554,346 S *	11/2007	Choi	D2/971
D563,638 S *	3/2008	Guers-Neyrud	D2/965
D581,651 S *	12/2008	Belley	D2/971
D605,394 S *	12/2009	Guers-Neyraud	D2/971
D605,840 S *	12/2009	Schwartz	D2/965
D612,590 S *	3/2010	Guers-Neyraud	D2/965
D728,211 S *	5/2015	Kirkwood	D2/965
D740,010 S *	10/2015	Kirkwood	D2/965
D743,683 S *	11/2015	Flowers	D2/965

* cited by examiner

Primary Examiner — Dominic Simone

(74) *Attorney, Agent, or Firm* — Fross Zelnick Lehrman & Zissu, P.C.; Lawrence E. Apolzon, Esq.



(57) **CLAIM**

The ornamental design for footwear, as shown and described.

DESCRIPTION

FIG. 1 is a front perspective view of footwear showing my new design;
FIG. 2 is a right side view of the footwear shown in FIG. 1;
FIG. 3 is a left side view of the footwear shown in FIG. 1;
FIG. 4 is a front view of the footwear shown in FIG. 1;
FIG. 5 is a rear view of the footwear shown in FIG. 1;
FIG. 6 is a top view of the footwear shown in FIG. 1; and,
FIG. 7 is a bottom view of the footwear shown fit FIG. 1.
The broken lines showing the buckle, buckle holes, sole, zipper, and zipper track show unclaimed subject matter.

1 Claim, 6 Drawing Sheets






FIG. 1



FIG. 2




FIG. 3

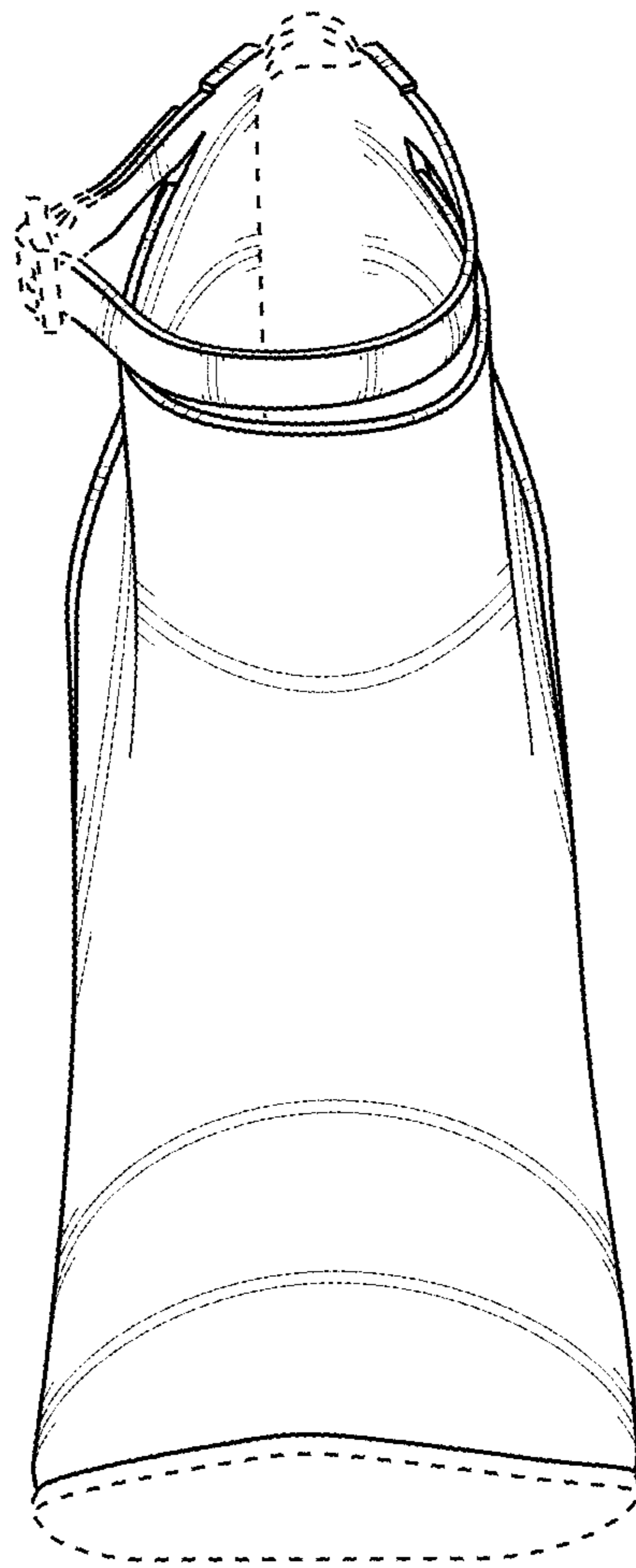


FIG. 4

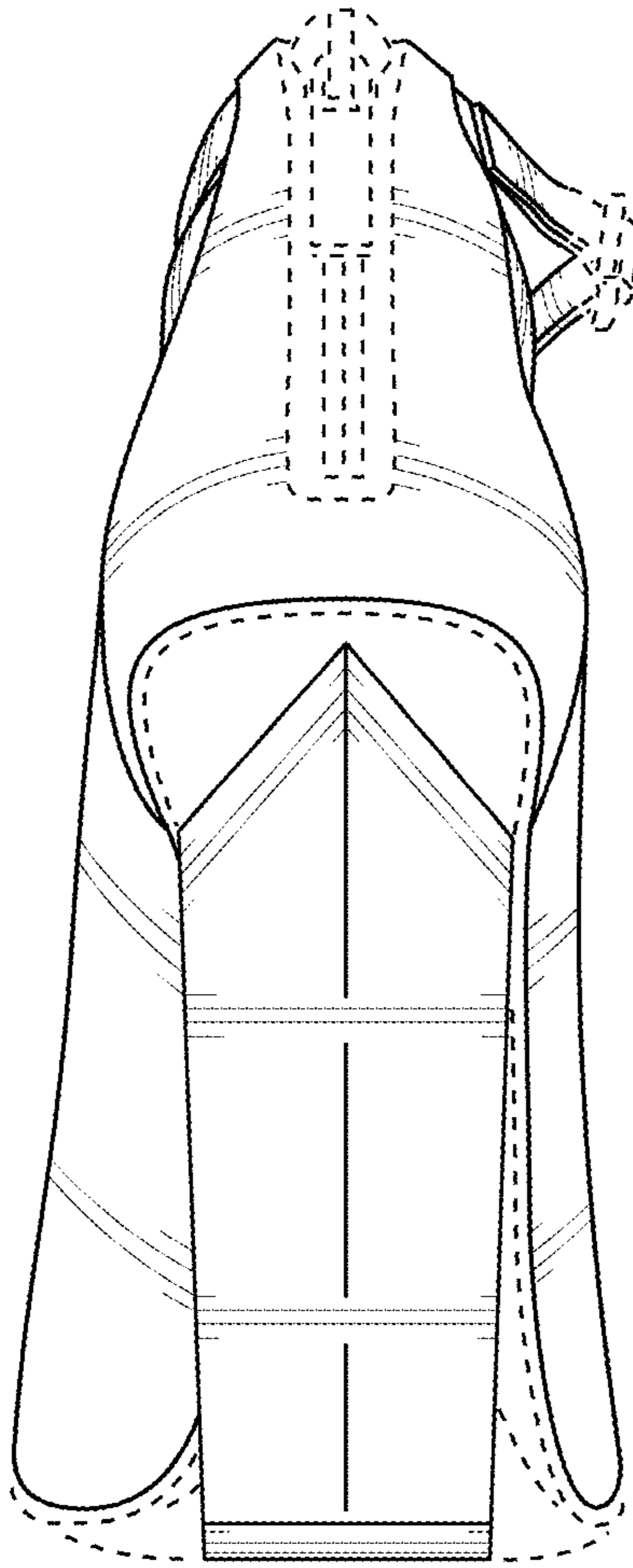


FIG. 5

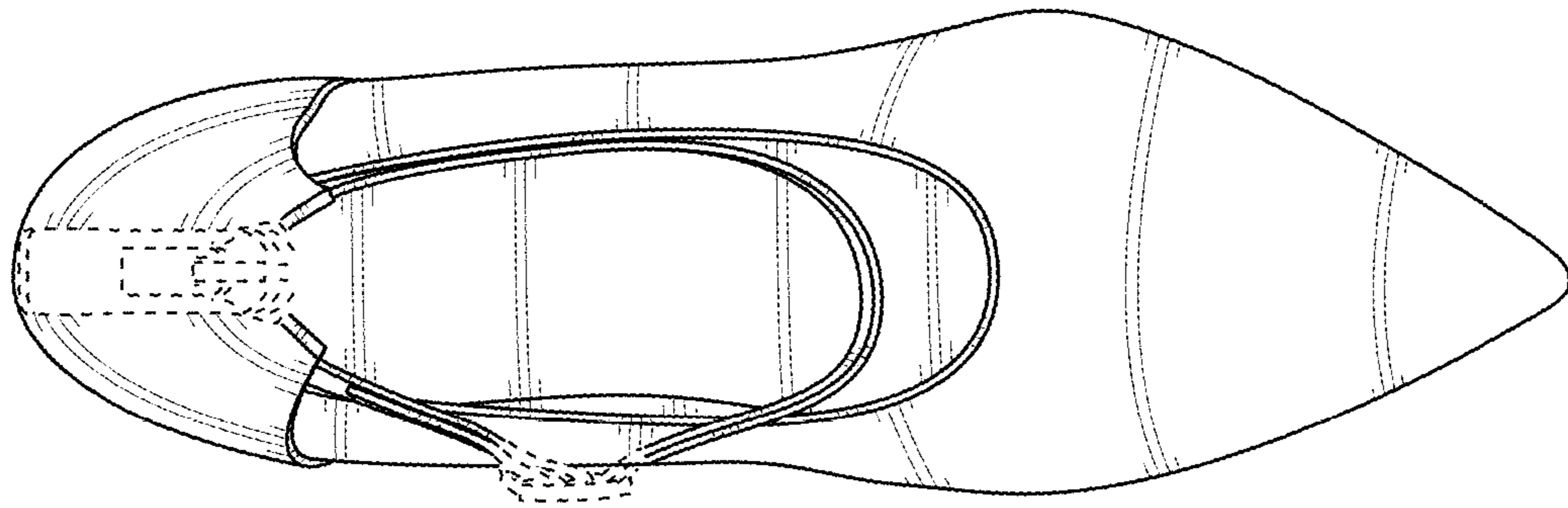


FIG. 6

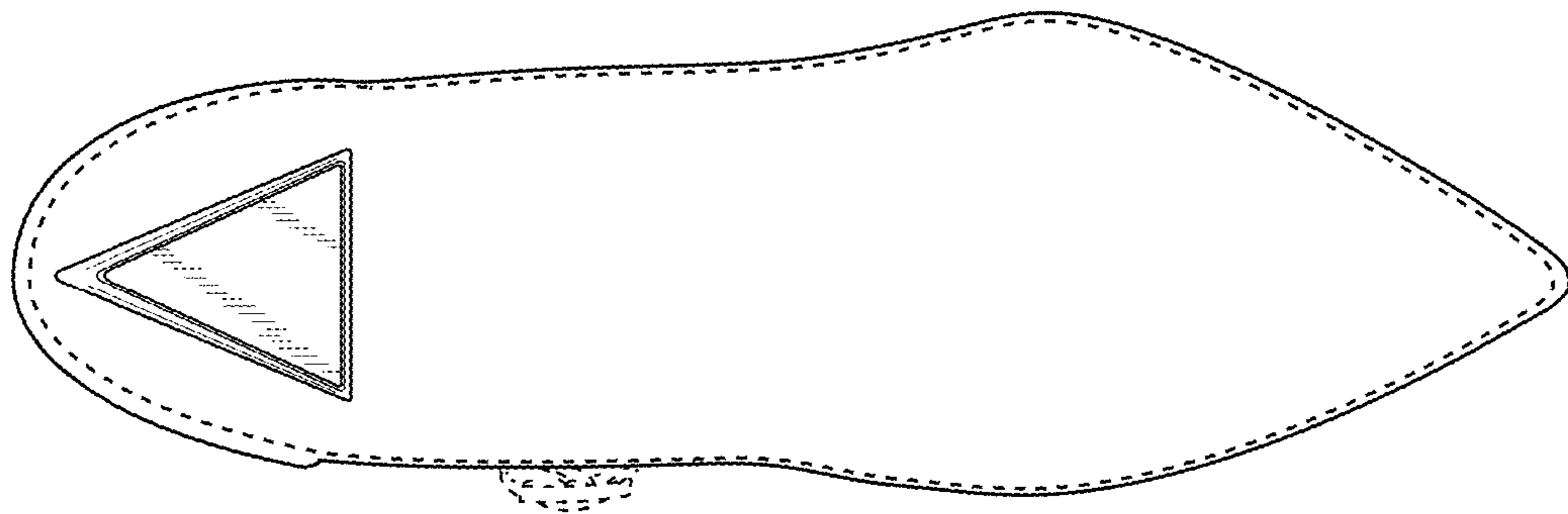


FIG. 7