



US00D770735S

(12) **United States Design Patent** (10) **Patent No.:** **US D770,735 S**
Malkin et al. (45) **Date of Patent:** **** Nov. 8, 2016**

(54) **SHOE COVER**

FOREIGN PATENT DOCUMENTS

(71) Applicant: **Pleut Pieds LLC**, Highland Park, IL (US)

CA 2756392 4/2013
CN 2208818 10/1995

(Continued)

(72) Inventors: **Katherine L Malkin**, Highland Park, IL (US); **Martin Thaler**, Chicago, IL (US); **Sung Jang**, Park Ridge, IL (US)

OTHER PUBLICATIONS

(73) Assignee: **PLEUT PIEDS LLC**, Highland Park, IL (US)

alibaba.com, "New fashion silicone high heel shoes cover women shoes cover", http://www.alibaba.com/product-gs/616067075/New_fashion_silicone_high_heel_shoes.html—(Accessed Dec. 9, 2013).

(Continued)

(**) Term: **14 Years**

(21) Appl. No.: **29/511,086**

Primary Examiner — Ian Simmons

Assistant Examiner — Rashida C McCoy

(22) Filed: **Dec. 5, 2014**

(74) *Attorney, Agent, or Firm* — Katten Muchin

(51) **LOC (10) Cl.** **02-04**

Rosenman LLP

(52) **U.S. Cl.**
USPC **D2/909**

(57) **CLAIM**

The ornamental design for a shoe cover, as shown and described.

(58) **Field of Classification Search**
USPC D02/897–900, 909–915; 36/72 B, 72 R, 36/7.1 R, 7.3; 12/142 R; D24/192
CPC A43B 3/16; A43B 3/18; A43B 23/00; A43B 23/30
See application file for complete search history.

DESCRIPTION

(56) **References Cited**

U.S. PATENT DOCUMENTS

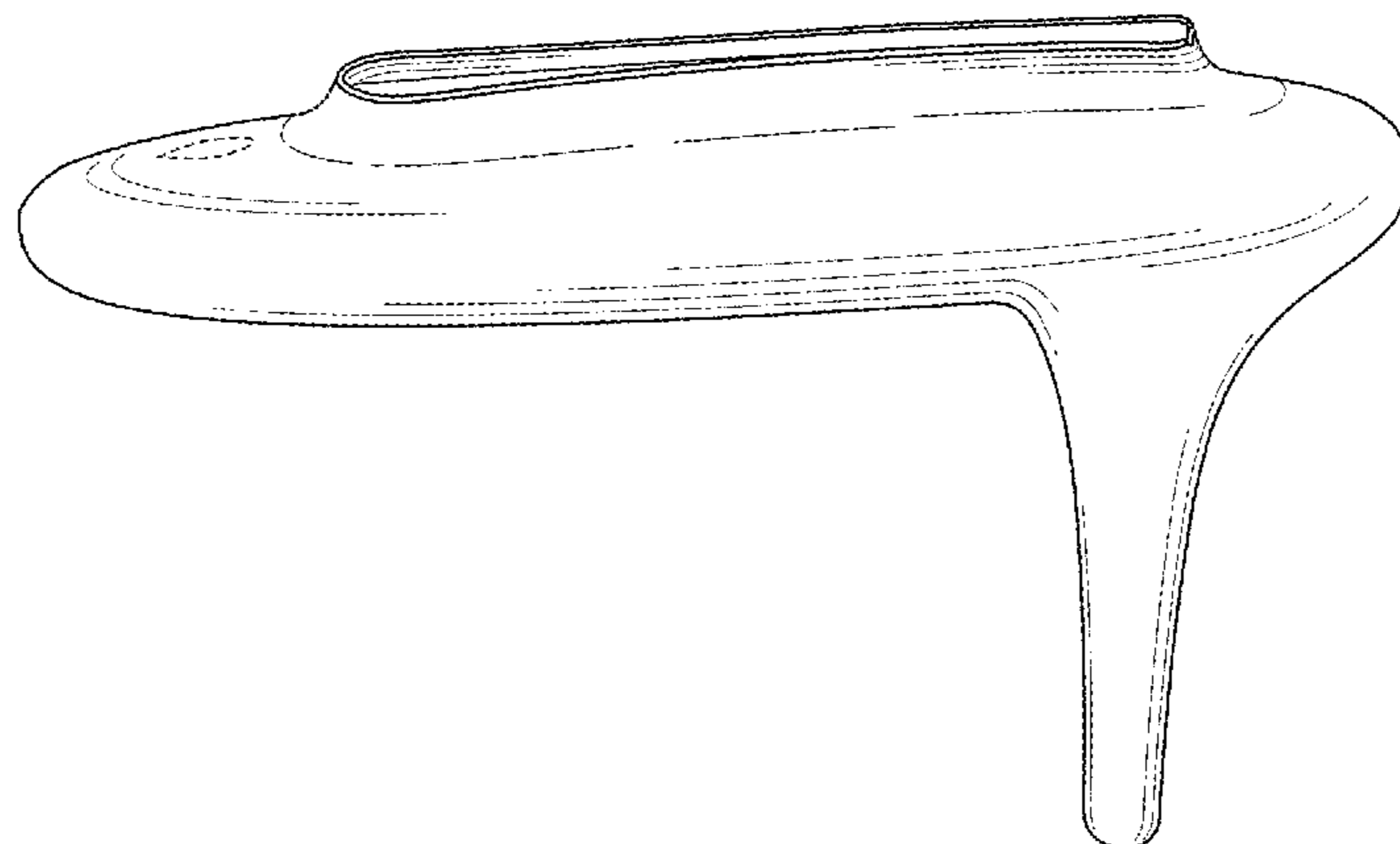
1,328,957 A * 1/1920 Henry 36/7.6
2,447,284 A 8/1948 Brown
2,901,842 A * 9/1959 De Lucia 36/72 R
3,141,247 A * 7/1964 MacKay 36/7.1 R
3,373,510 A * 3/1968 Memole et al. 36/100
3,605,291 A 9/1971 Moore et al.
3,801,868 A 4/1974 Bryant
4,850,122 A * 7/1989 Schwab, Jr. 36/72 R
4,967,491 A 11/1990 Plotkin
D337,868 S * 8/1993 Ikezawa D2/913
D341,475 S * 11/1993 Ikezawa D2/913

FIG. 1 is a front perspective view of a shoe cover of the present invention;
FIG. 2 is a first side view of the shoe cover of the present invention;
FIG. 3 is a second side view of the shoe cover of the present invention;
FIG. 4 is a frontal view of the shoe cover of the present invention;
FIG. 5 is a rear view of the shoe cover of the present invention;
FIG. 6 is a top plan view of the shoe cover of the present invention; and,
FIG. 7 is a bottom plan view of the shoe cover of the present invention.

The broken lines in the drawings represent unclaimed subject matter and form no part of the claim.

(Continued)

1 Claim, 4 Drawing Sheets



(56)

References Cited

FOREIGN PATENT DOCUMENTS

U.S. PATENT DOCUMENTS

D362,538 S * 9/1995 Ikezawa D2/909
 5,890,302 A 4/1999 Kirkis
 6,038,792 A 3/2000 Hauter
 6,339,888 B1 1/2002 Brunson
 6,584,704 B2 7/2003 March
 D564,188 S * 3/2008 Woodbury D2/946
 7,543,399 B2 6/2009 Kilgore
 8,453,355 B2 6/2013 Kay
 8,474,153 B2 7/2013 Brie
 2008/0047169 A1 2/2008 Hoch
 2008/0229615 A1 * 9/2008 Yu 36/100
 2008/0244800 A1 10/2008 Zucker
 2009/0126223 A1 5/2009 Metzger
 2009/0229148 A1 9/2009 Giacoppo
 2010/0223818 A1 9/2010 Hampton
 2011/0191936 A1 8/2011 Lipinski

CN 200976863 11/2007
 CN 201422458 3/2010
 CN 201718559 1/2011
 CN 102366169 3/2012

OTHER PUBLICATIONS

shimanokatalogi.com, "Shoe Covers," http://shimano-katalogi.com/pdf/eng_24-42_SCW_Winter13-14_FA.pdf—(2013).
 amazon.com, "Totes Men'S Geometric Rubber Overshoe Loafer", <http://www.amazon.com/Totes-Geometric-Overshoe-Size-8-5/dp/B00081FDFS>—(Accessed Dec. 9, 2013).

* cited by examiner

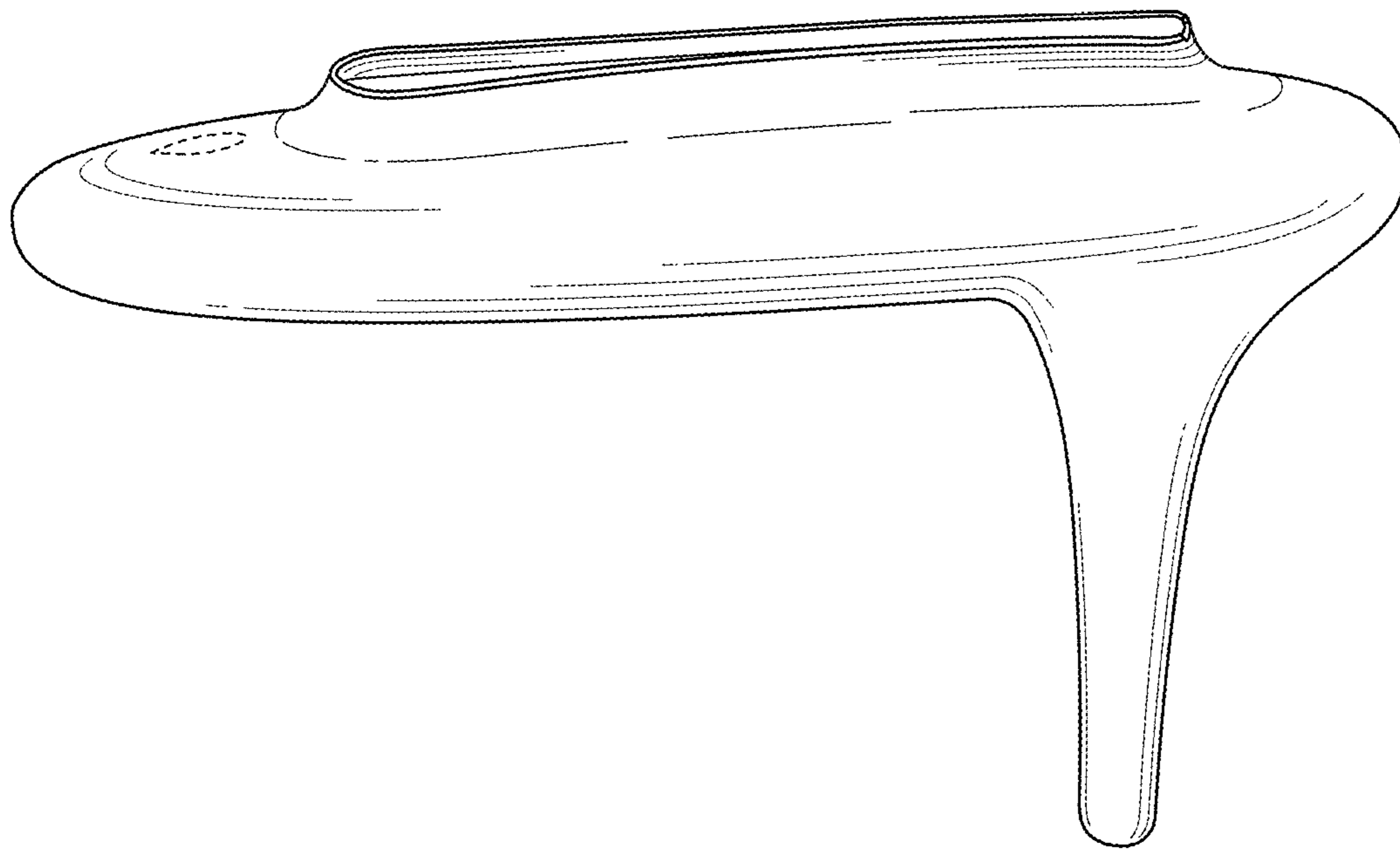


FIG. 1

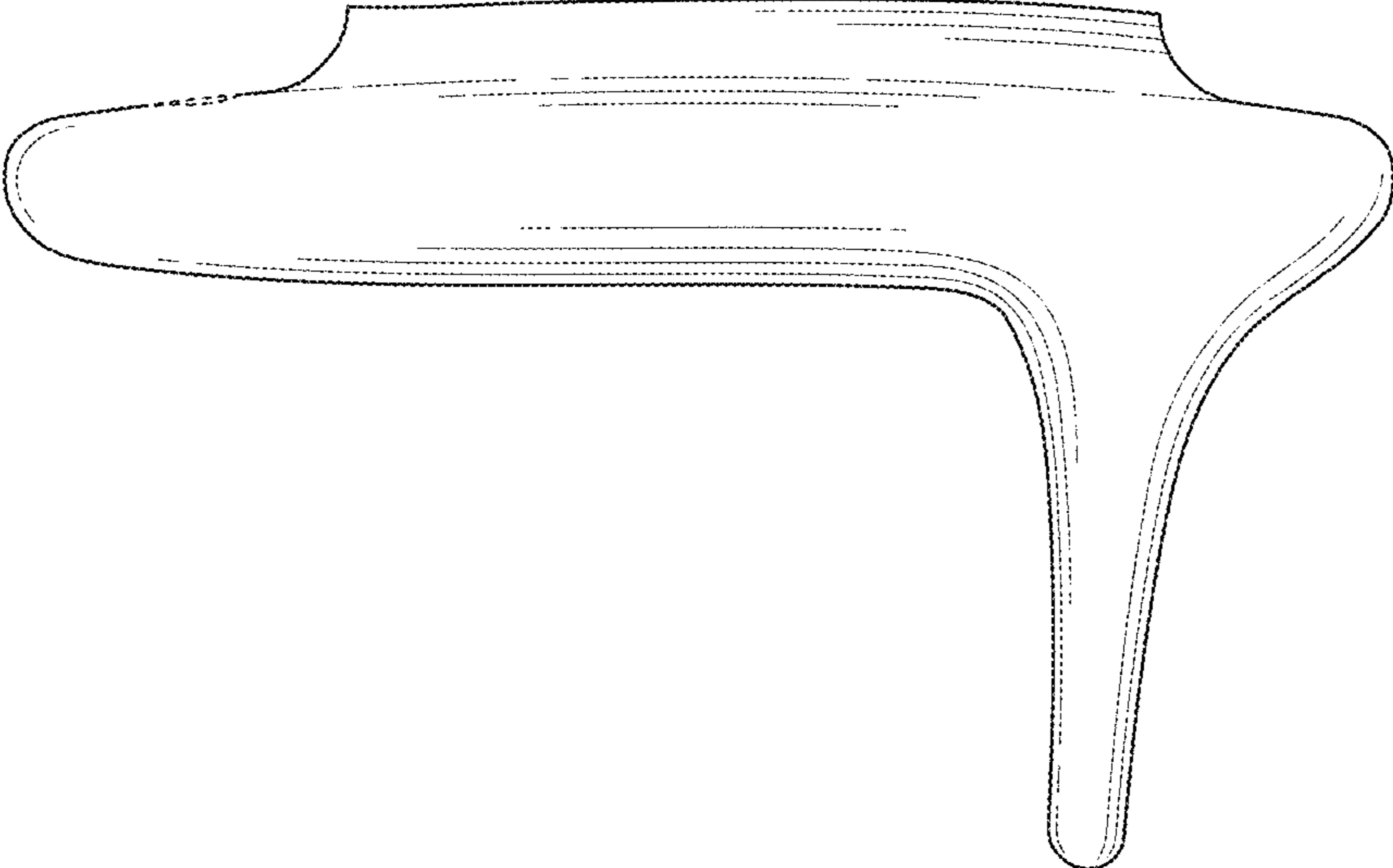


FIG. 2

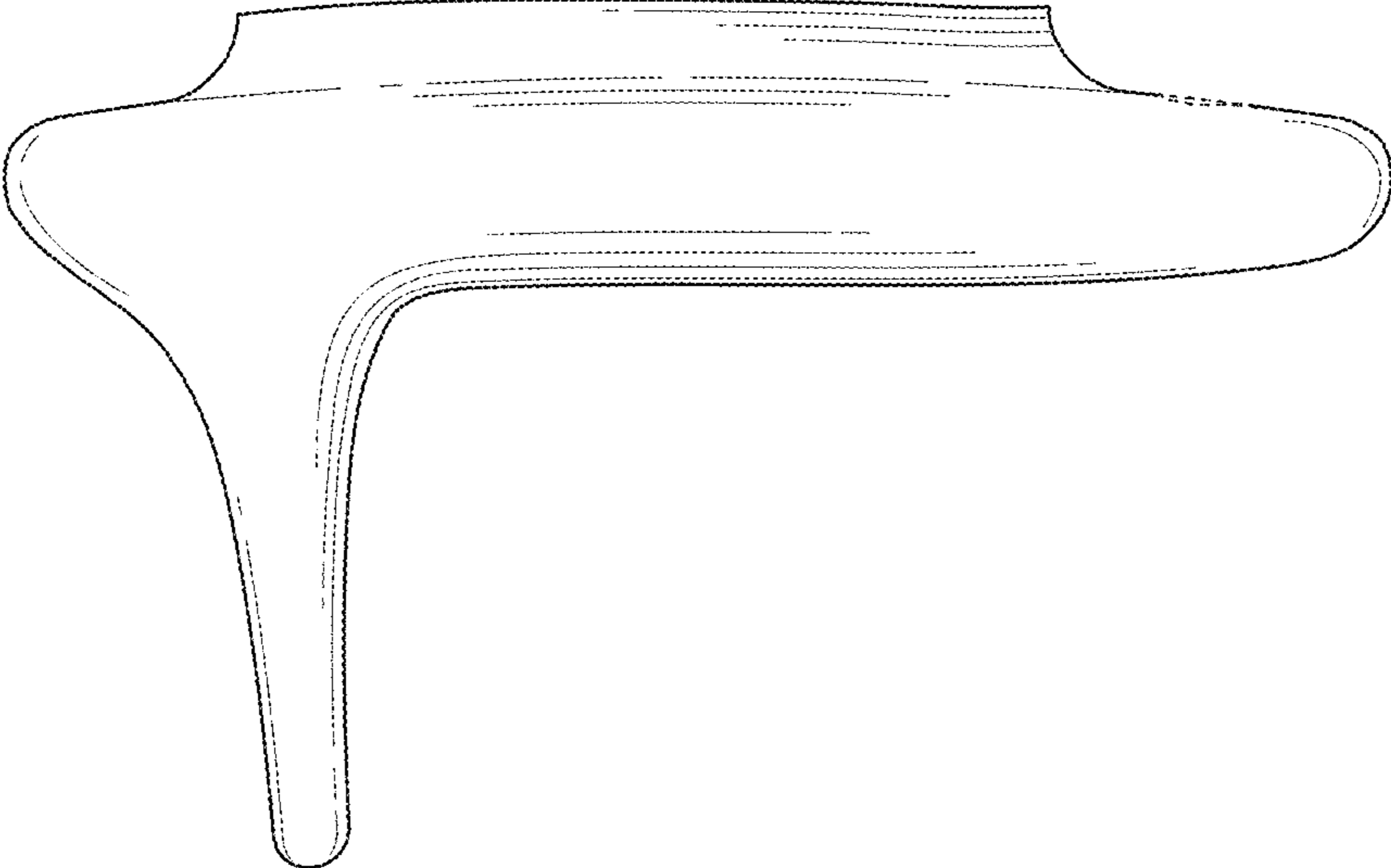


FIG. 3

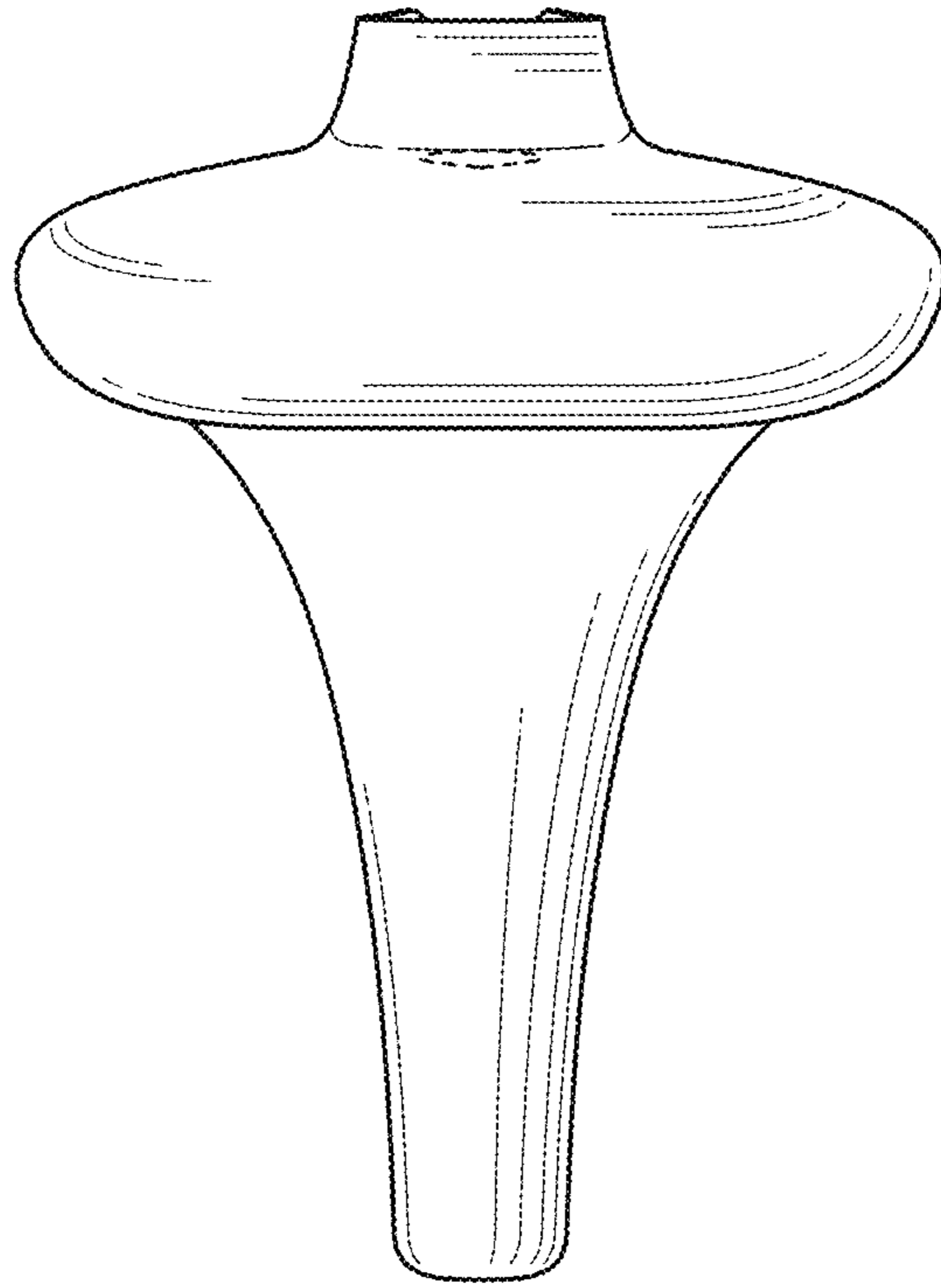


FIG. 4

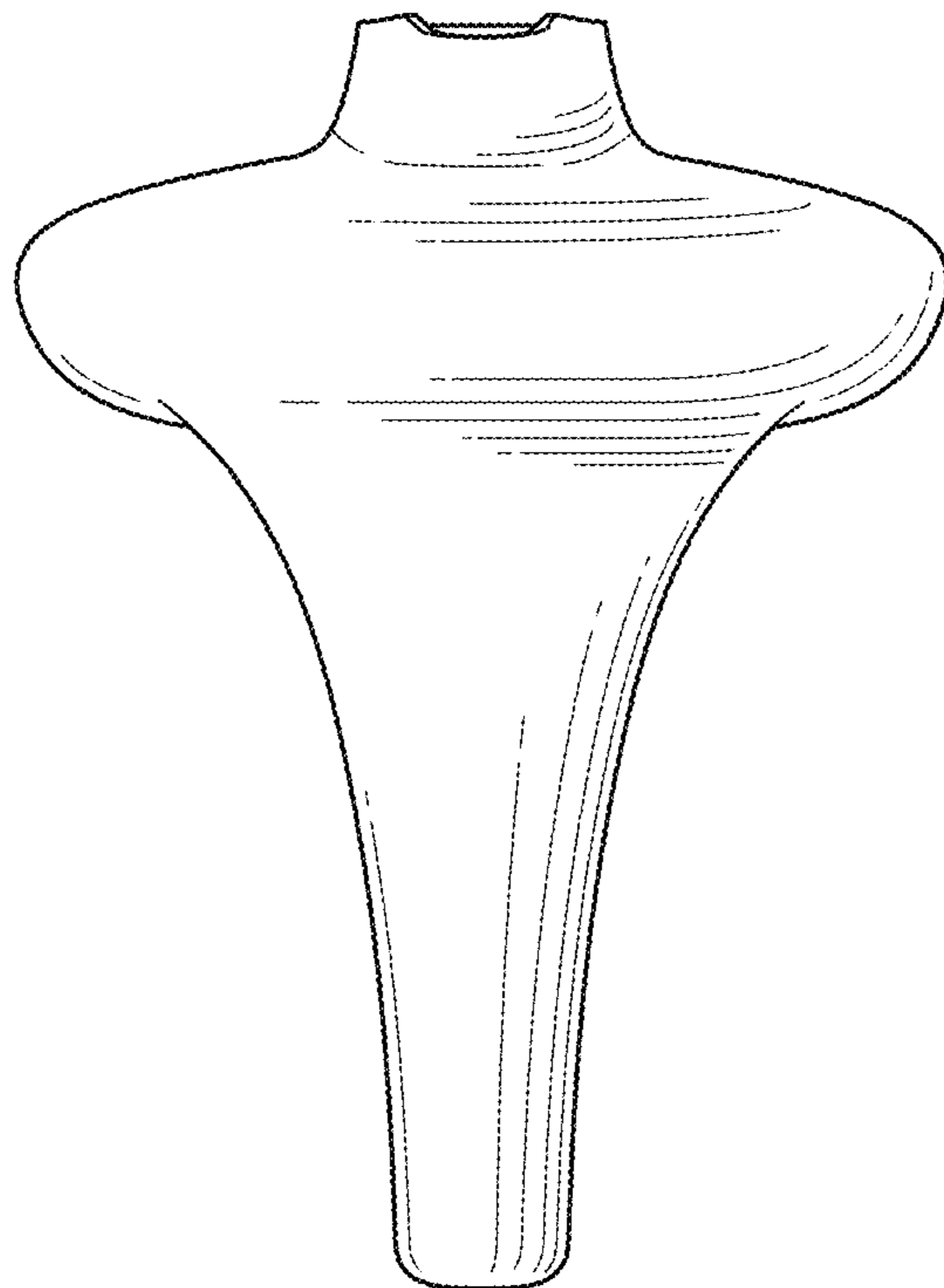


FIG. 5

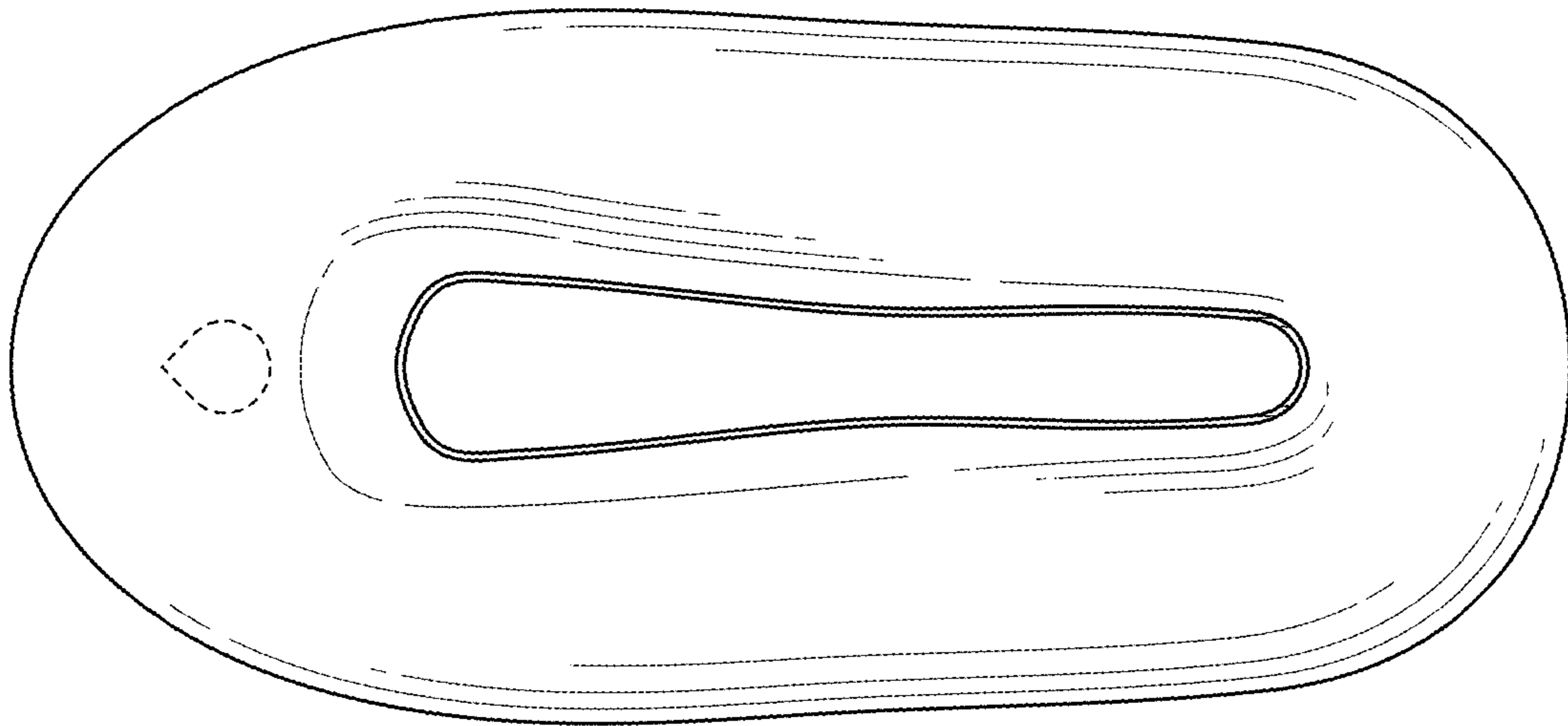


FIG. 6

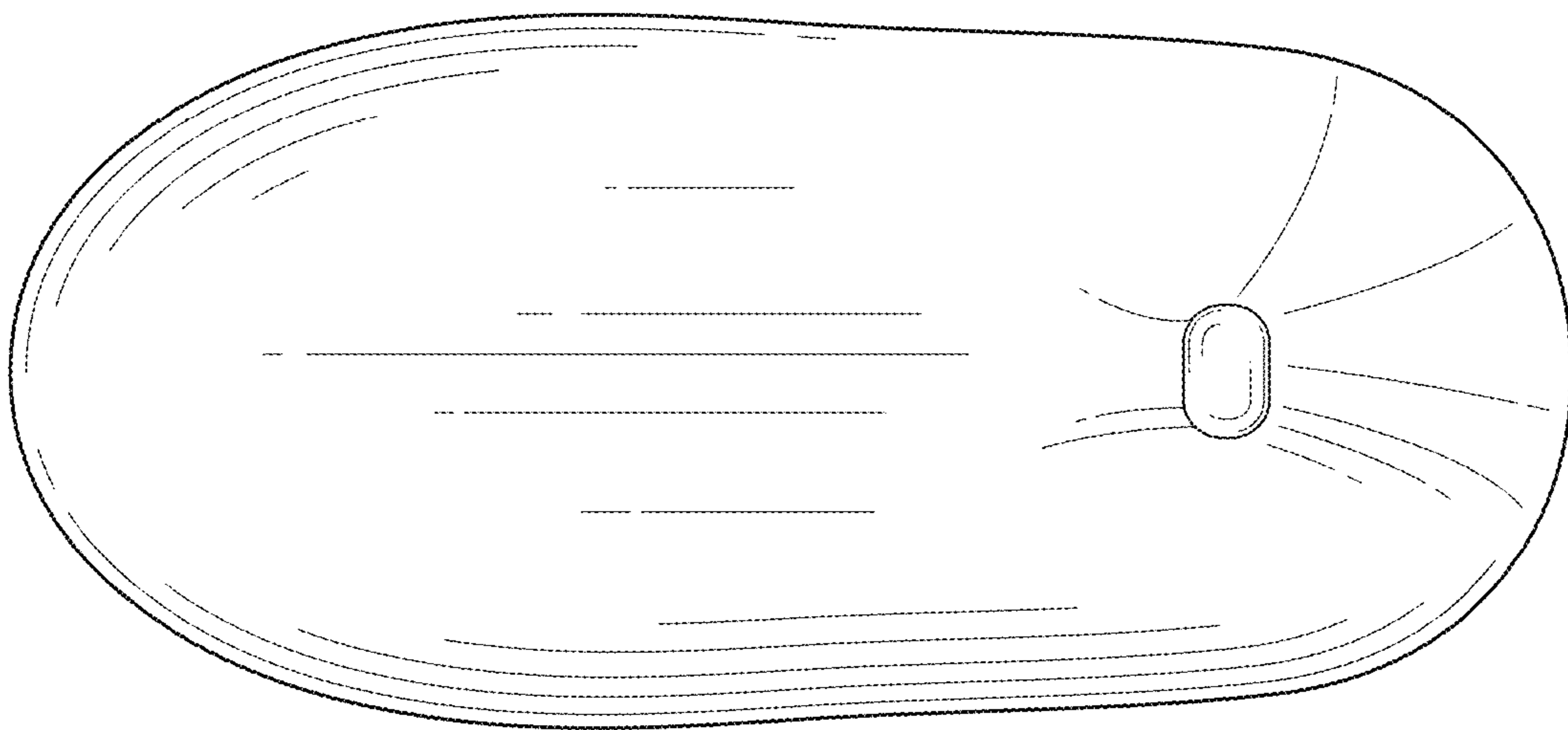


FIG. 7