



US00D770723S

(12) **United States Design Patent**
Marable

(10) **Patent No.:** **US D770,723 S**

(45) **Date of Patent:** **** Nov. 8, 2016**

(54) **BOW TIE**

(71) Applicant: **Jennie W. Marable**, Greensboro, NC
(US)

(72) Inventor: **Jennie W. Marable**, Greensboro, NC
(US)

(**) Term: **15 Years**

(21) Appl. No.: **29/533,044**

(22) Filed: **Jul. 14, 2015**

(51) **LOC (10) Cl.** **02-07**

(52) **U.S. Cl.**
USPC **D2/606**

(58) **Field of Classification Search**

USPC D2/500, 501, 502, 600, 601, 602, 603,
D2/604, 605, 606, 607, 608, 609;
D11/131, 184; 2/46, 127, 130, 144,
2/145, 146, 147, 148, 149, 150, 151,
2/152.1, 153, 154, 155, 156, 157
CPC A41D 23/00; A41D 2023/004; A41D
25/00; A41D 25/001; A41D 25/003; A41D
25/005; A41D 25/02; A41D 25/025; A41D
25/027; A41D 25/04; A41D 25/06; A41D
25/08; A41D 25/10; A41D 25/12; A41D
25/14; A41D 25/16

See application file for complete search history.

(56) **References Cited**

U.S. PATENT DOCUMENTS

- 58,344 A * 9/1866 Halsey A41D 25/02
2/151
- 460,259 A * 9/1891 Bartlett A41D 25/022
2/151
- 560,686 A * 5/1896 Carlson A41D 25/02
2/151
- 616,822 A * 12/1898 Callaghan A41D 25/12
2/154
- 623,378 A * 4/1899 McKee A41D 25/02
2/151
- 1,006,575 A * 10/1911 Marinsky A44C 17/02
2/144
- 1,238,421 A * 8/1917 Mansure A41D 25/02
2/151

- 1,326,292 A * 12/1919 Schottelkorb A41D 25/022
2/148
- 1,561,959 A * 11/1925 Turiga A41D 25/00
2/144
- D127,016 S * 5/1941 Boyd D2/500
- 2,879,517 A * 3/1959 Armstrong A41D 25/04
2/155
- 3,034,134 A * 5/1962 Peterson A41D 25/04
2/151
- 3,582,994 A * 6/1971 Sherman A41D 25/02
2/154
- D313,373 S * 1/1991 Taylor 428/4
- D342,464 S * 12/1993 Lardiere D11/184
- 5,361,413 A * 11/1994 Schaefer A41D 25/04
2/144
- D368,572 S * 4/1996 Pon D2/606
- 5,636,384 A * 6/1997 Draughon D04D 7/10
2/151
- D390,809 S * 2/1998 Etzion D11/133
- D535,055 S * 1/2007 Been D2/606
- 2015/0216243 A1 * 8/2015 Graham A41D 25/003
2/151

* cited by examiner

Primary Examiner — Karen E. Eldridge Powers

Assistant Examiner — Jasmine Mlinarcik

(74) *Attorney, Agent, or Firm* — Blake P. Hurt; Tuggle
Duggins P.A.

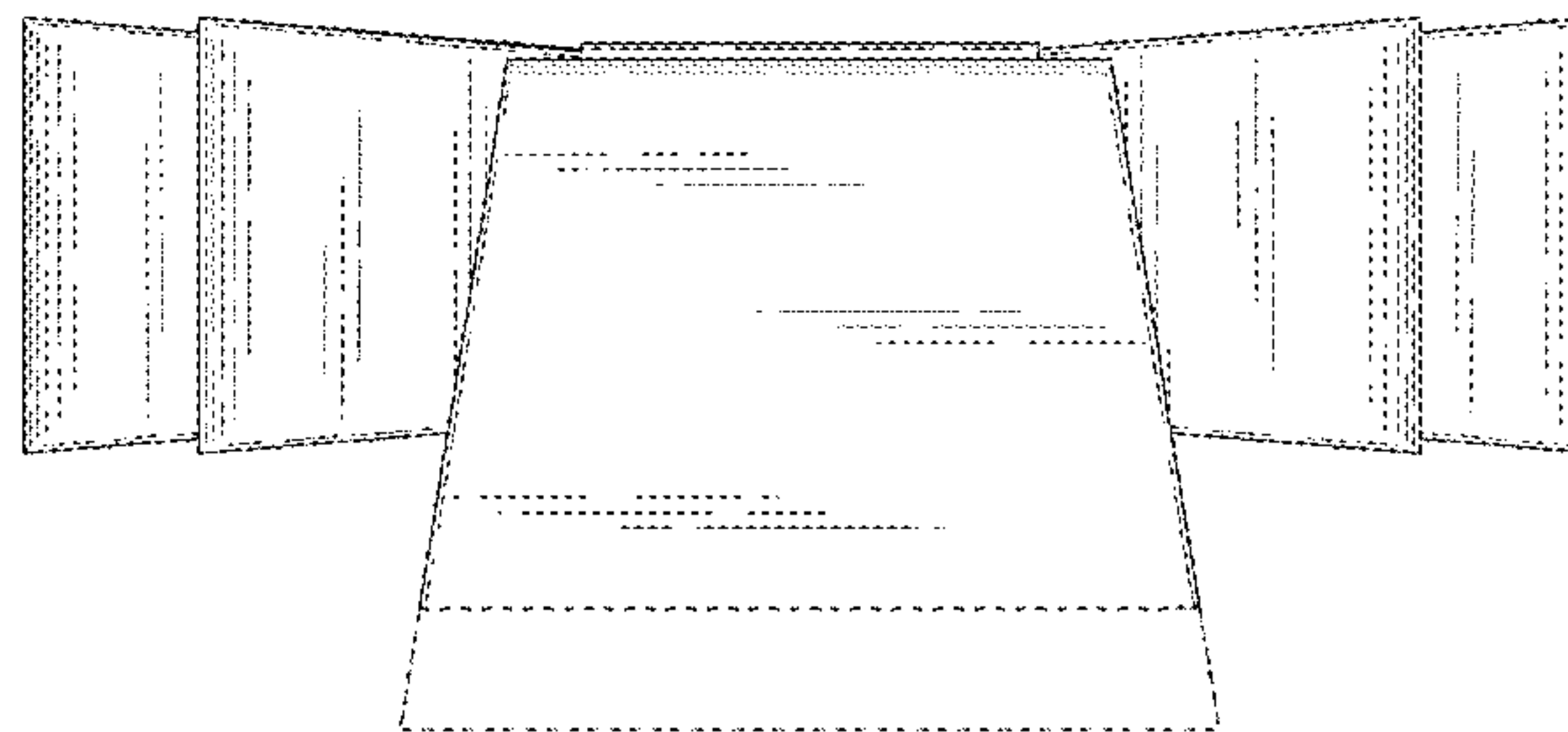
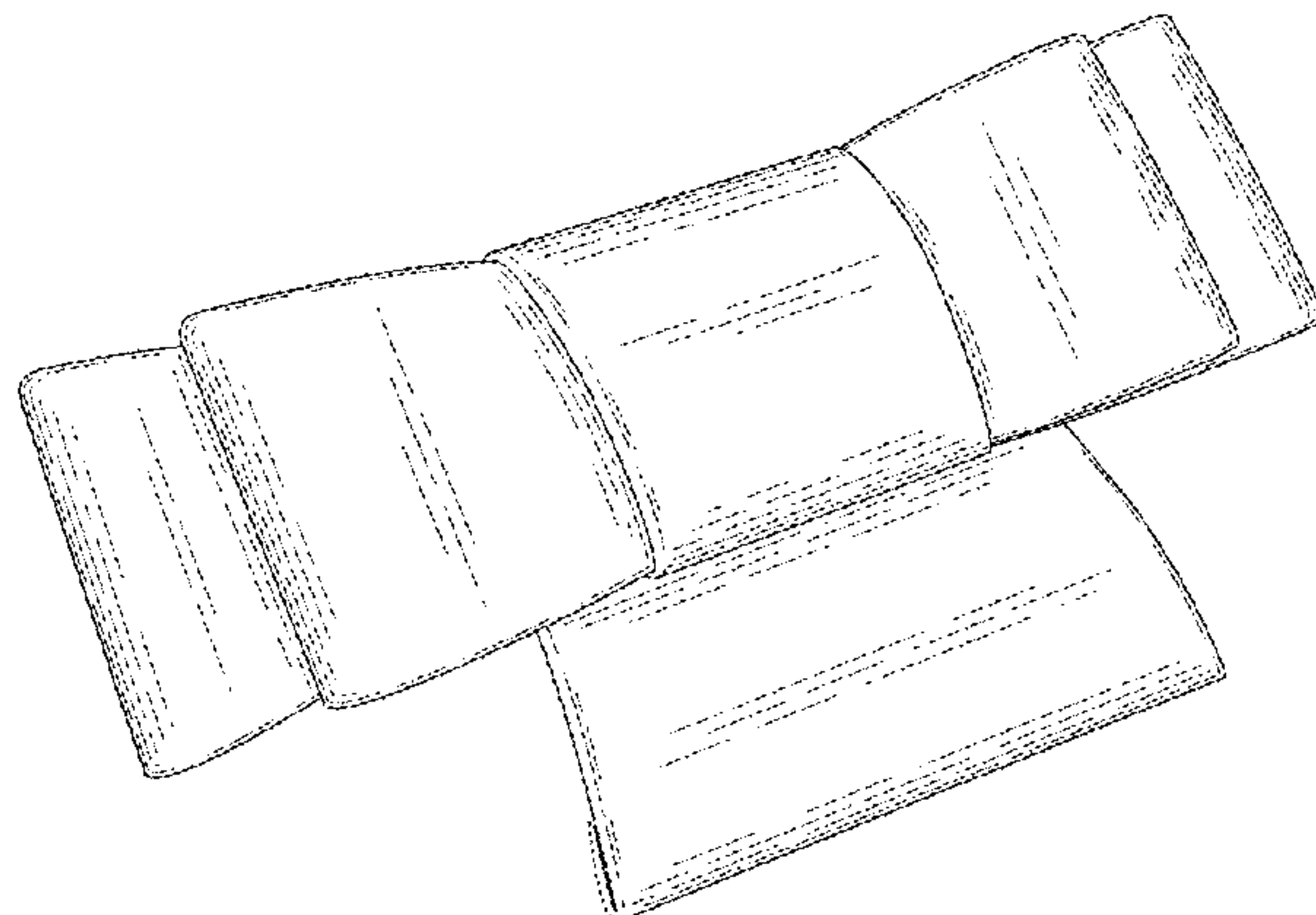
(57) **CLAIM**

The ornamental design for a bow tie, as shown and
described.

DESCRIPTION

FIG. 1 is a front, side perspective view of a bow tie showing
my new design;
FIG. 2 is a front elevational view thereof;
FIG. 3 is a rear elevational view thereof;
FIG. 4 is a left side elevational view thereof, the right side
elevational view being a mirror image thereof;
FIG. 5 is a top plan view thereof; and,
FIG. 6 is a bottom plan view thereof.
The broken lines represent environmental structure only and
form no part of the claimed design.

1 Claim, 5 Drawing Sheets






FIG. 1

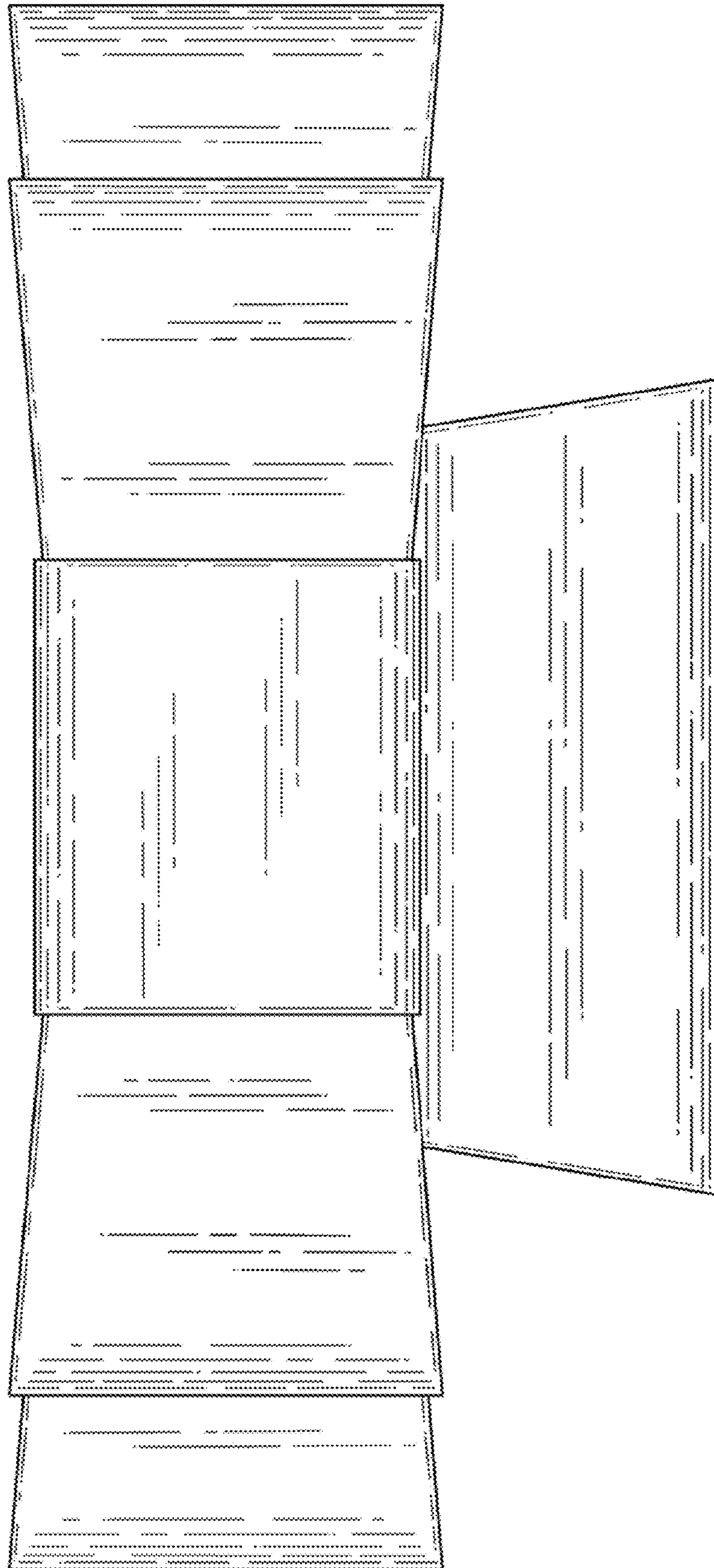


FIG. 2

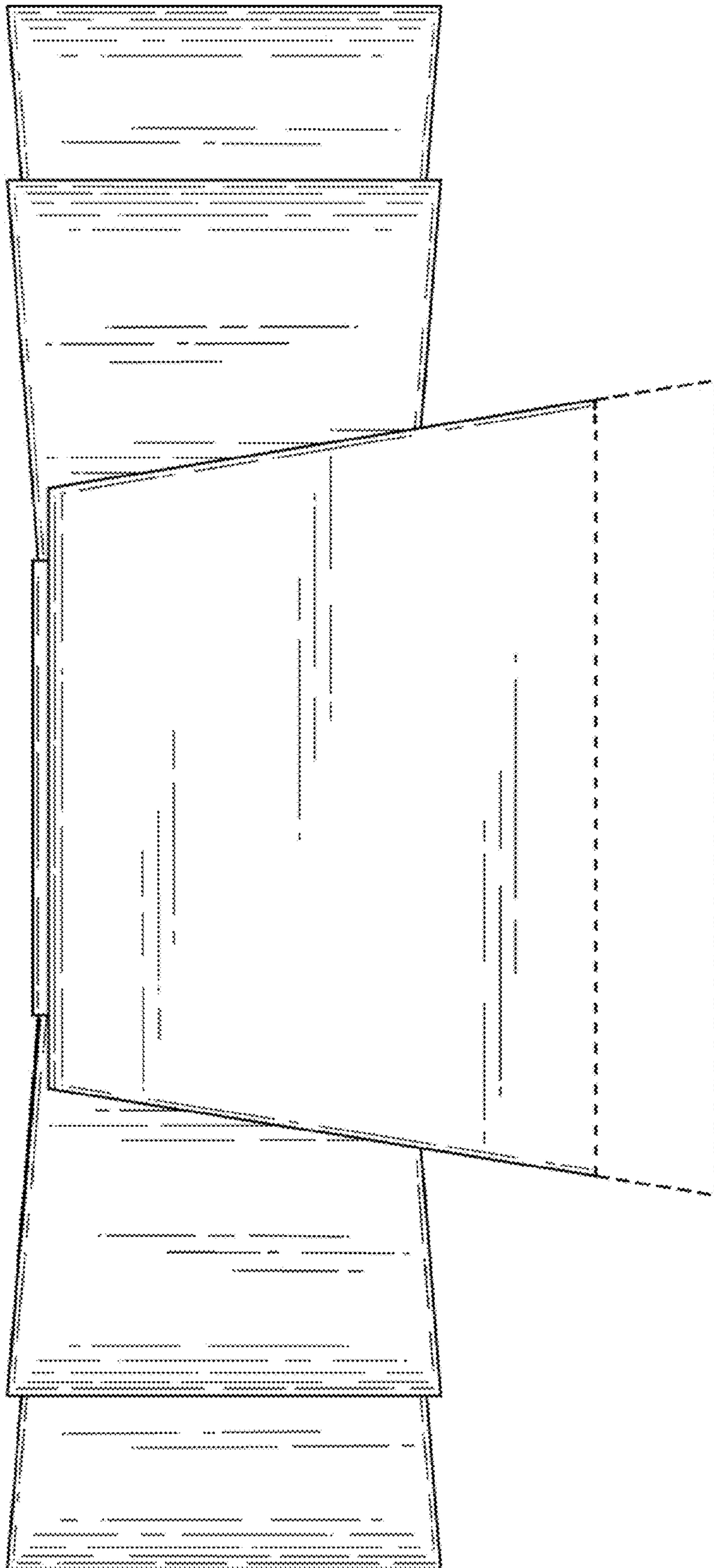


FIG. 3

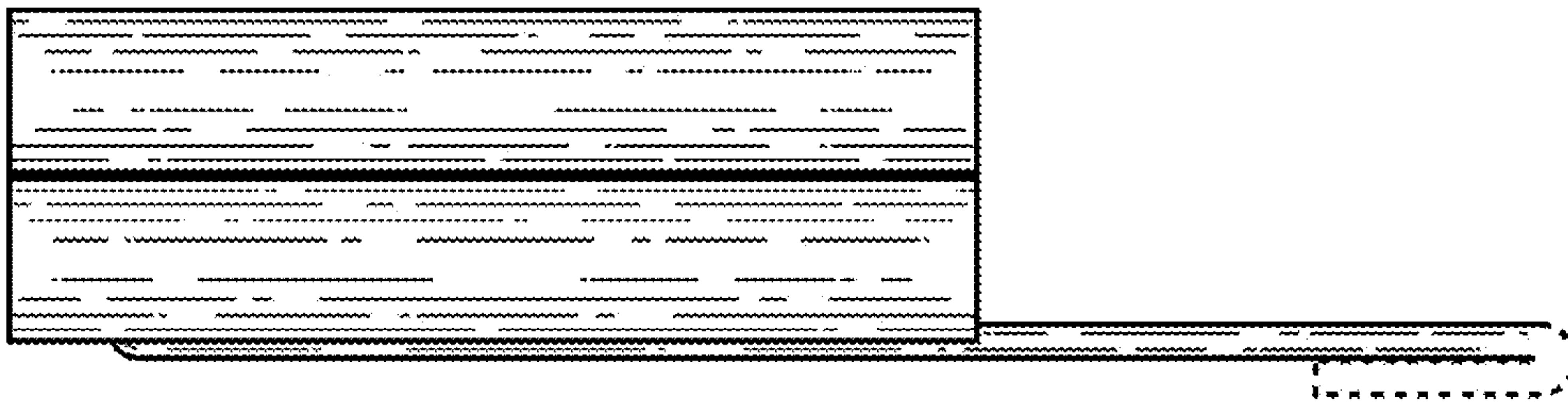


FIG. 4




FIG. 5




FIG. 6