



US00D770721S

(12) **United States Design Patent** (10) **Patent No.:** **US D770,721 S**
Johnson (45) **Date of Patent:** **** Nov. 1, 2016**

(54) **CEMETARY MONUMENT**
(71) Applicant: **Donald Johnson**, McDonough, GA (US)
(72) Inventor: **Donald Johnson**, McDonough, GA (US)
(**) Term: **15 Years**
(21) Appl. No.: **29/540,865**
(22) Filed: **Sep. 29, 2015**
(51) **LOC (10) Cl.** **99-00**
(52) **U.S. Cl.**
USPC **D99/17**
(58) **Field of Classification Search**
USPC D99/17, 18, 19, 20, 24; 27/1; 52/103, 52/104, 309.1, 309.9; 40/124.5; D19/95, D19/101, 108-109, 174, 8, 30; D11/43, 53; D20/13, 25, 31; 428/13
CPC A61G 17/00; G09F 19/00
See application file for complete search history.

(56) **References Cited**
U.S. PATENT DOCUMENTS
232,782 A 9/1880 Townsend
809,616 A * 1/1906 Howard A01G 1/08
40/124.5
833,212 A * 10/1906 Howard E04H 13/003
40/124.5
D48,743 S * 3/1916 Beck D99/20
1,256,337 A * 2/1918 Lieber G09F 1/14
248/473
1,287,683 A 12/1918 Harman
D53,312 S * 5/1919 May et al. D11/109
D55,872 S 7/1920 Montana
1,397,483 A * 11/1921 Brown E04H 13/003
40/124.5
1,434,182 A 10/1922 Zengen
1,492,048 A * 4/1924 Reilly E04H 13/003
27/1
D104,152 S * 4/1937 Taylor D99/20
D104,741 S * 6/1937 Grubbs D99/17
2,084,521 A * 6/1937 Compton E04H 13/003
52/103

2,248,866 A * 7/1941 Hall E04H 13/003
52/103
2,358,009 A * 9/1944 Hogsten E04H 13/00
40/124.5
D156,444 S * 12/1949 Lewis D19/92
D169,445 S * 4/1953 Jones D11/107
2,774,162 A * 12/1956 Porter E04H 13/003
40/124.5
D191,248 S * 8/1961 Gialoreta 40/124.5
3,533,180 A * 10/1970 Kalina E04H 13/00
40/124.5
3,857,214 A * 12/1974 Hedges E04H 13/003
52/103
D256,174 S * 7/1980 Buttura, Sr. D99/17
4,304,076 A * 12/1981 Splendora E04H 13/003
241/DIG. 37
D303,033 S * 8/1989 Powell D99/17
(Continued)

FOREIGN PATENT DOCUMENTS

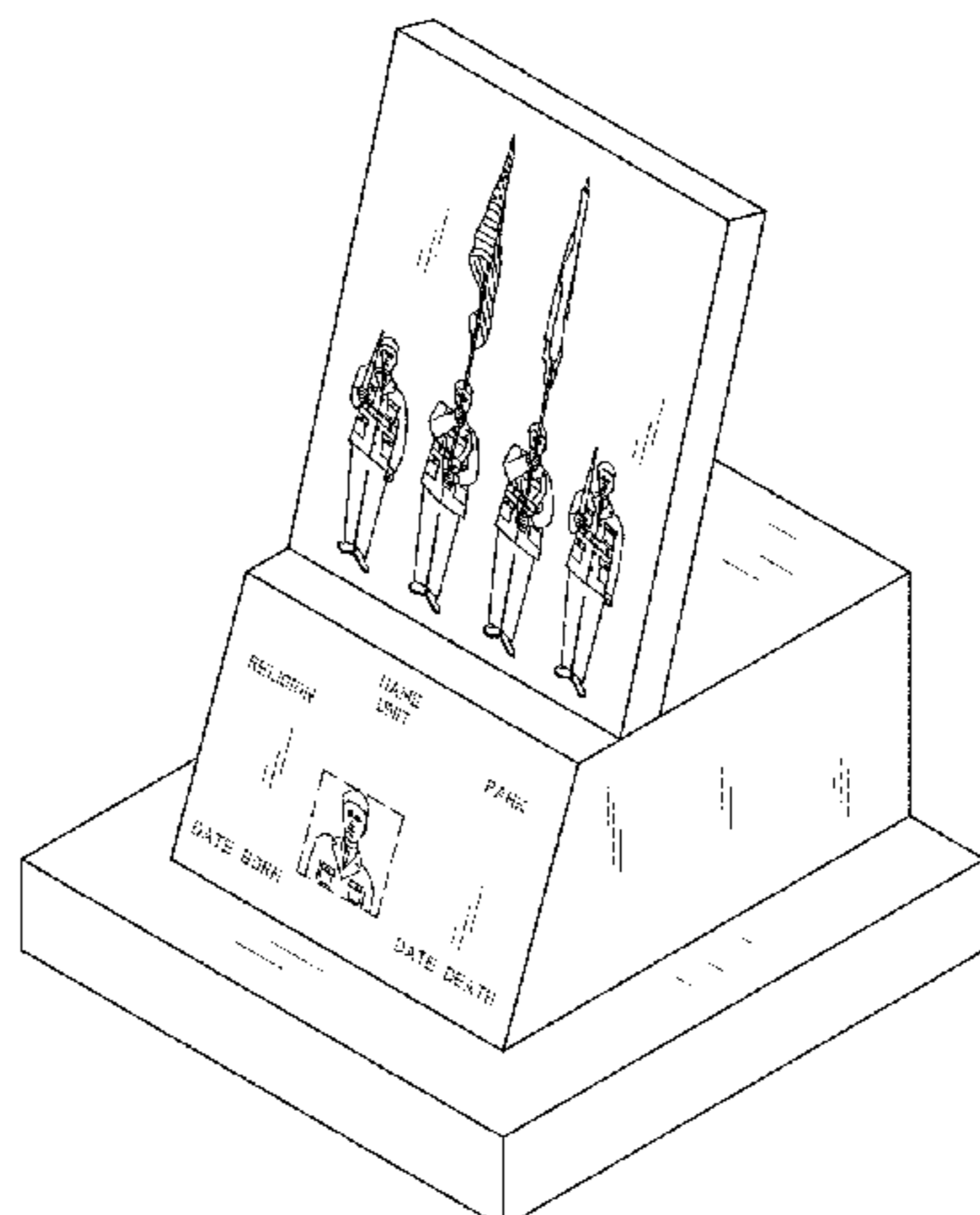
CN 101786398 A 7/2010
Primary Examiner — Paula Greene

(57) **CLAIM**
I claim the ornamental design for a cemetary monument, as shown and described.

DESCRIPTION

FIG. 1 is a front view of the cemetary monument.
FIG. 2 is a back view of the claimed design.
FIG. 3 is a side view of the claimed design.
FIG. 4 is a top view of the claimed design.
FIG. 5 is a bottom view of the claimed design; and,
FIG. 6 is a perspective view of the claimed design.
The broken lines appearing in the lettering "NAME UNIT", "RANK", "RELIGION", "DATE BORN", and "DATE DEATH" as well as the picture and boundary line of the picture on FIGS. 1, 4, and 6 are broken lines forming no part of the claimed design.

1 Claim, 6 Drawing Sheets



US D770,721 S

Page 2

(56)

References Cited

U.S. PATENT DOCUMENTS

5,546,710 A *	8/1996	Barry	E04H 13/003 52/104	6,203,643 B1 *	3/2001	Gaunt	B44C 1/22 156/153
5,595,029 A *	1/1997	Revoir	E04H 13/003 40/124.5	7,370,394 B1	5/2008	Juneau		
D394,650 S *	5/1998	Hirokawa	D14/129	8,151,420 B2	4/2012	Randall		
					D662,684 S *	6/2012	Edwards	D99/17
					8,209,891 B2	7/2012	Shellhouse		
					2010/0186206 A1 *	7/2010	Sulenski	G09F 7/165 27/1

* cited by examiner

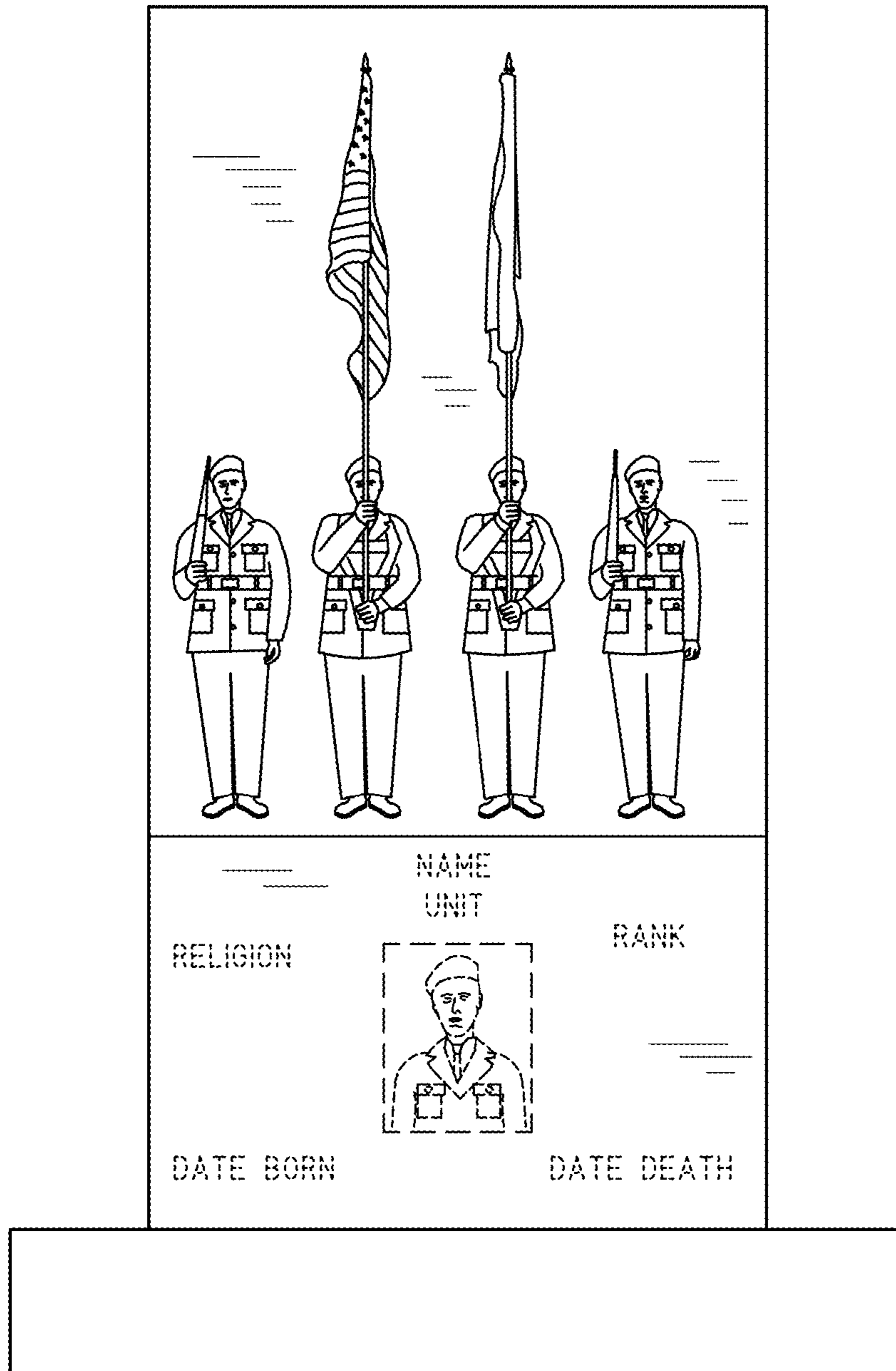


FIG. 1




FIG. 2

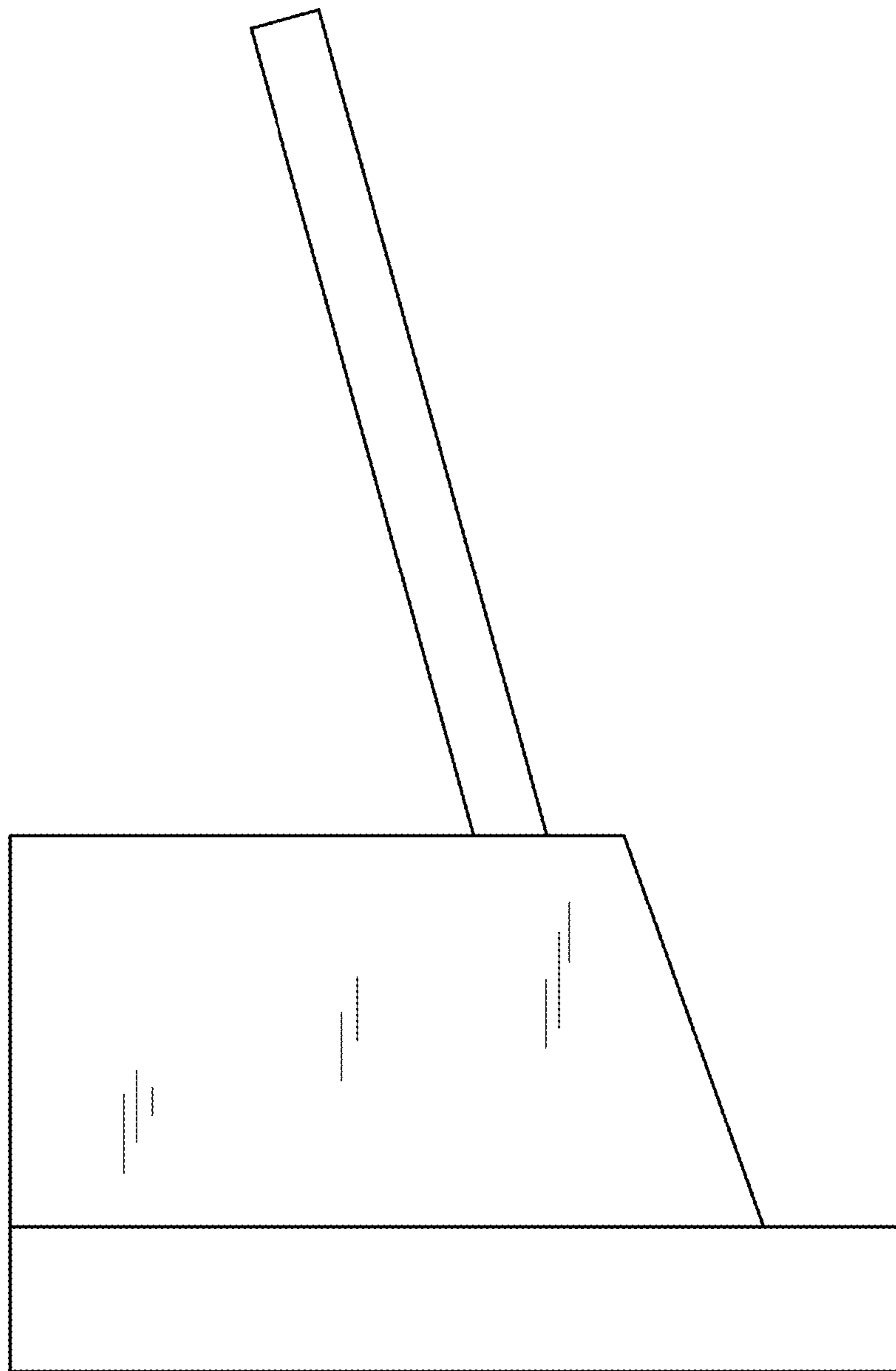


FIG. 3

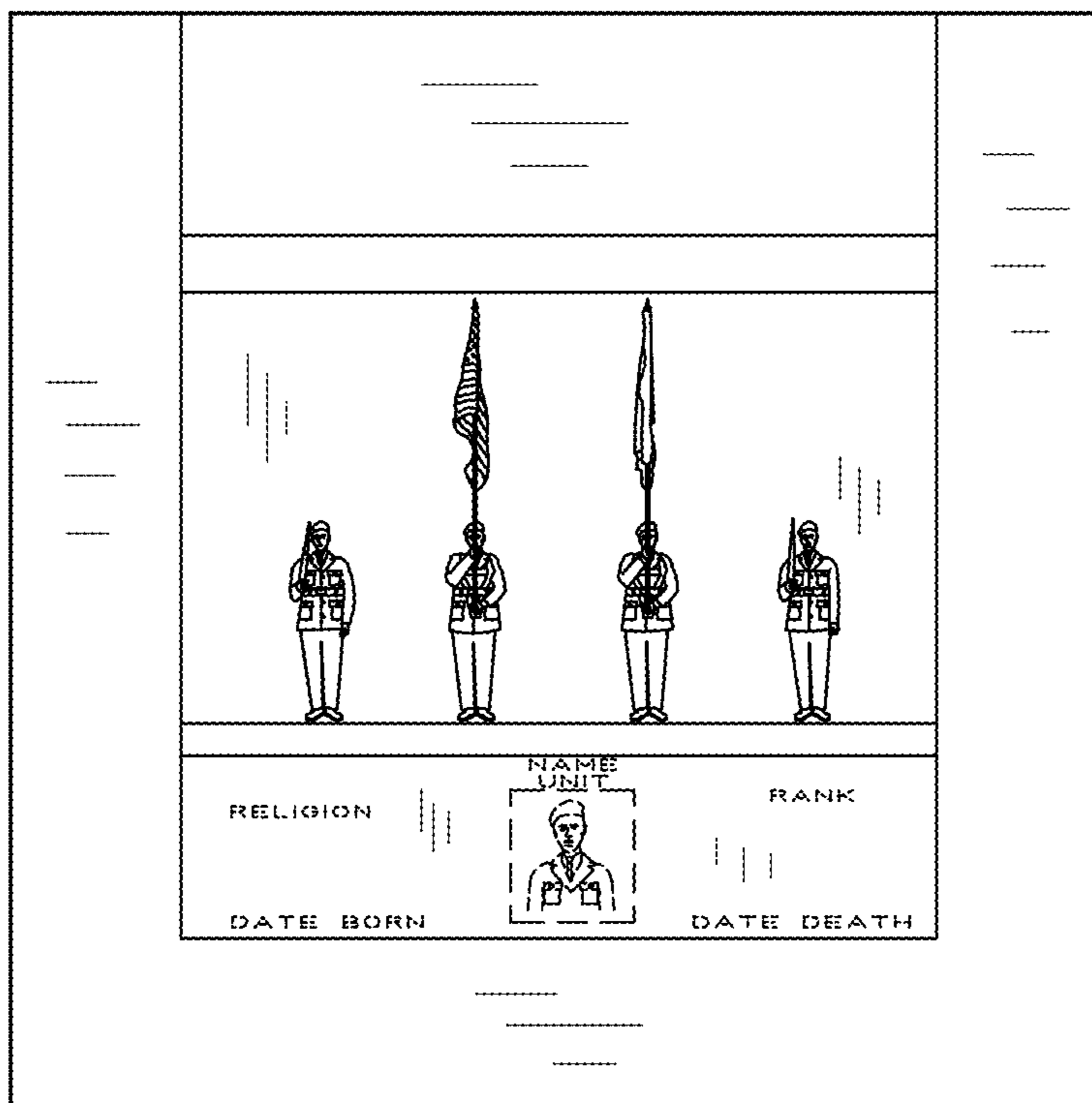


FIG. 4




FIG. 5

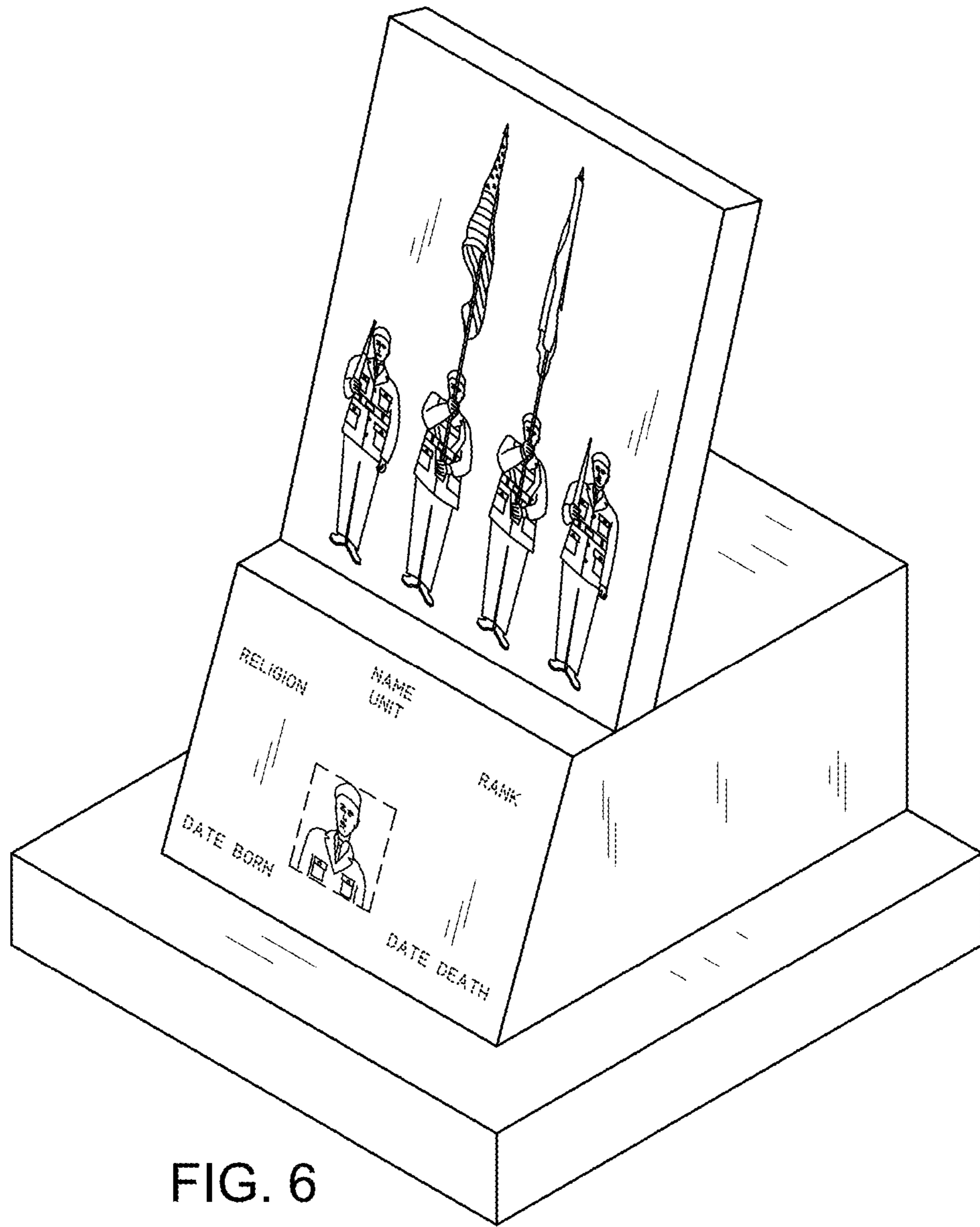


FIG. 6