



US00D770710S

(12) **United States Design Patent**
Li et al.

(10) **Patent No.:** **US D770,710 S**
(45) **Date of Patent:** **** Nov. 1, 2016**

- (54) **LAUNDRY BALL**
- (71) Applicant: **Haining Zhongke New Material Co., Ltd., Jiaxing (CN)**
- (72) Inventors: **Jianping Li, Jiaxing (CN); Haohua Li, Jiaxing (CN); Jianliang Zhu, Jiaxing (CN)**
- (73) Assignee: **Haining Zhongke New Material Co., Ltd., Jiaxing (CN)**
- (**) Term: **15 Years**
- (21) Appl. No.: **29/542,622**
- (22) Filed: **Oct. 15, 2015**
- (30) **Foreign Application Priority Data**

Apr. 23, 2015 (CN) 2015 3 0111242

- (51) **LOC (10) Cl.** **15-05**
- (52) **U.S. Cl.**
USPC **D32/29.1**
- (58) **Field of Classification Search**
USPC D32/29, 29.1; D21/707, 713, 398;
D24/215; D14/408; 206/0.5; 222/1;
8/137
CPC A01K 5/02; B67D 7/00; D06F 33/02;
D06F 35/00; D06F 37/203; D06F 37/225
See application file for complete search history.

(56) **References Cited**

U.S. PATENT DOCUMENTS

- 5,768,917 A * 6/1998 Freida D06F 39/024
206/0.5
- D396,904 S * 8/1998 Leu D21/713
- D581,765 S * 12/2008 Lane D21/707

- D624,260 S * 9/2010 Lane D32/35
- D638,593 S * 5/2011 Cheng D32/29.1
- D643,167 S * 8/2011 Cheng D32/29.1
- D646,447 S * 10/2011 Lozano D32/29.1
- D646,448 S * 10/2011 Cheng D32/29.1
- D652,592 S * 1/2012 Le D32/29.1
- 8,205,351 B2 * 6/2012 Howe B67D 7/00
222/1
- D694,421 S * 11/2013 Anderson D24/215
- D695,371 S * 12/2013 Hedeem, Jr. D21/707
- D700,412 S * 2/2014 Loebach D32/29.1
- D703,765 S * 4/2014 Montes D21/398
- D706,883 S * 6/2014 Hedeem, Jr. D21/707
- D724,802 S * 3/2015 Krenkler D32/29.1
- D742,601 S * 11/2015 Holterhaus D30/121
- D746,007 S * 12/2015 Oh D32/29
- D748,095 S * 1/2016 Oikawa D14/408
- 2015/0299933 A1 * 10/2015 Oh D06F 39/024
510/513

* cited by examiner

Primary Examiner — Rosemary K Tarcza

Assistant Examiner — Yolanda Robinson

(74) *Attorney, Agent, or Firm* — Wang Law Firm, Inc.

(57) **CLAIM**

The ornamental design for a laundry ball, as shown and described.

DESCRIPTION

FIG. 1 is a perspective view of a laundry ball showing our new design.

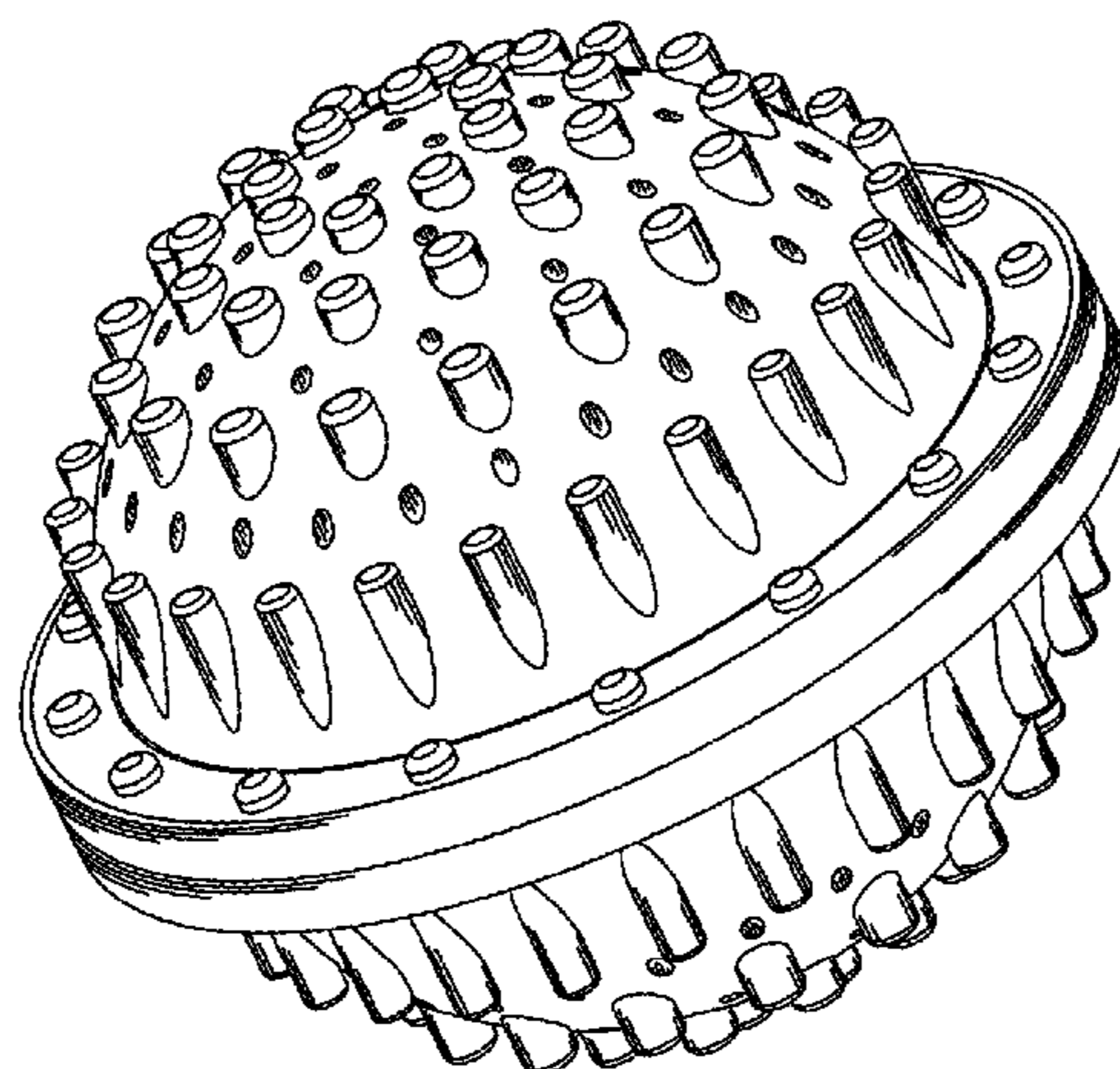
FIG. 2 is a front elevational view thereof.

FIG. 3 is a top plan view thereof; and,

FIG. 4 is a bottom plan view thereof.

A rear elevational view, a left-side elevational view and a right-side elevation view of the laundry ball are omitted because they are the same as the front elevational view thereof.

1 Claim, 4 Drawing Sheets



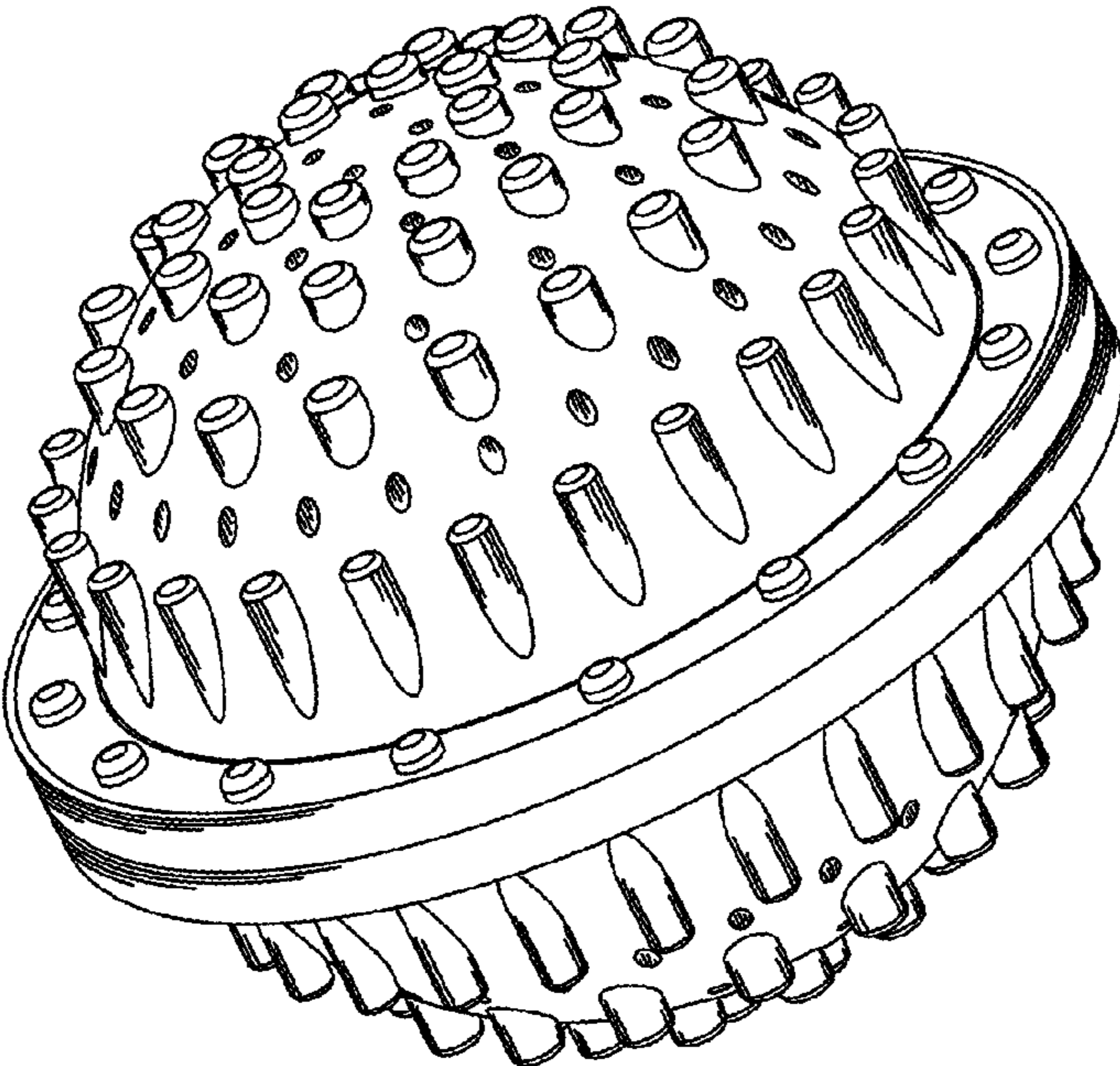


FIG. 1

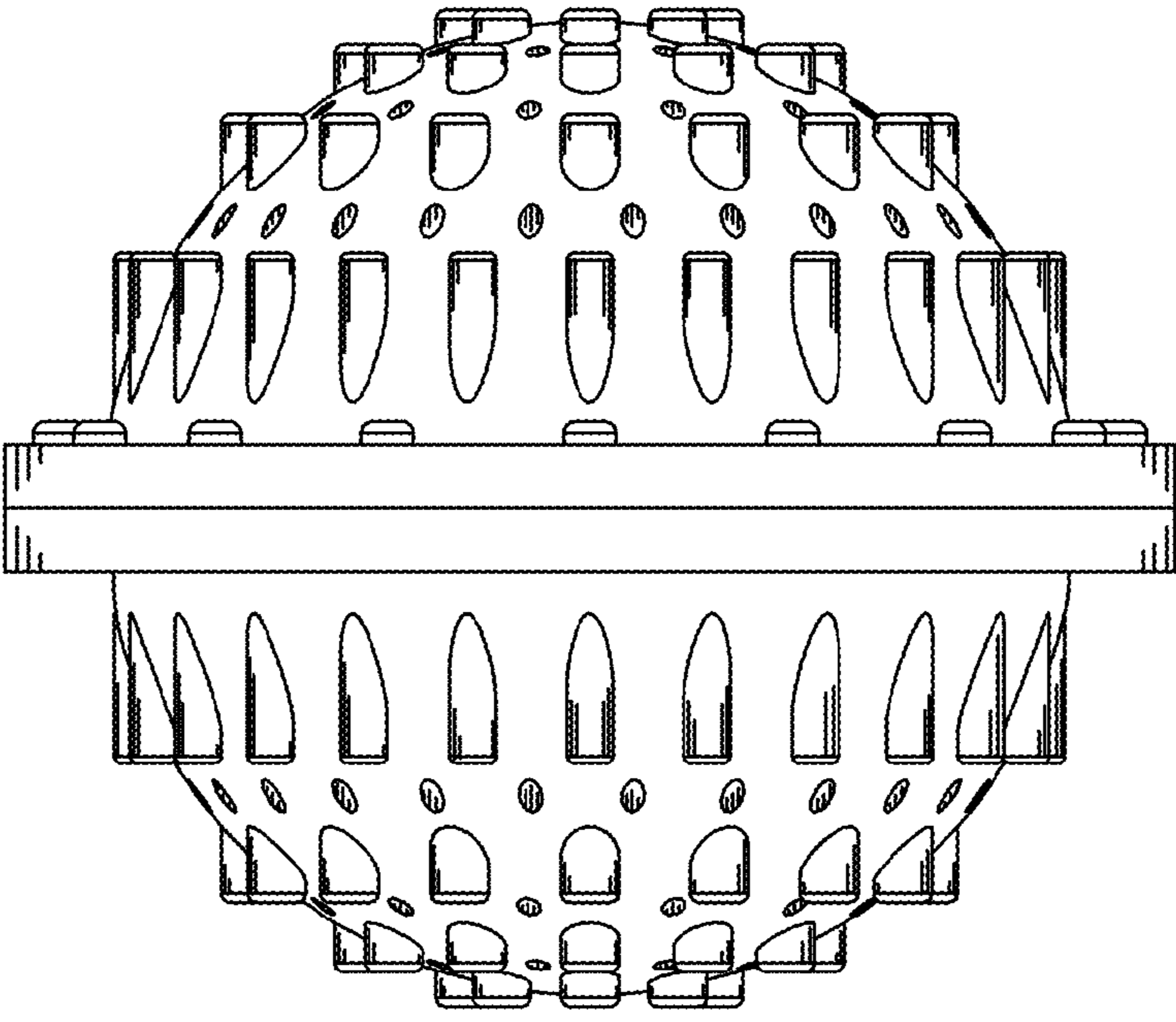


FIG. 2

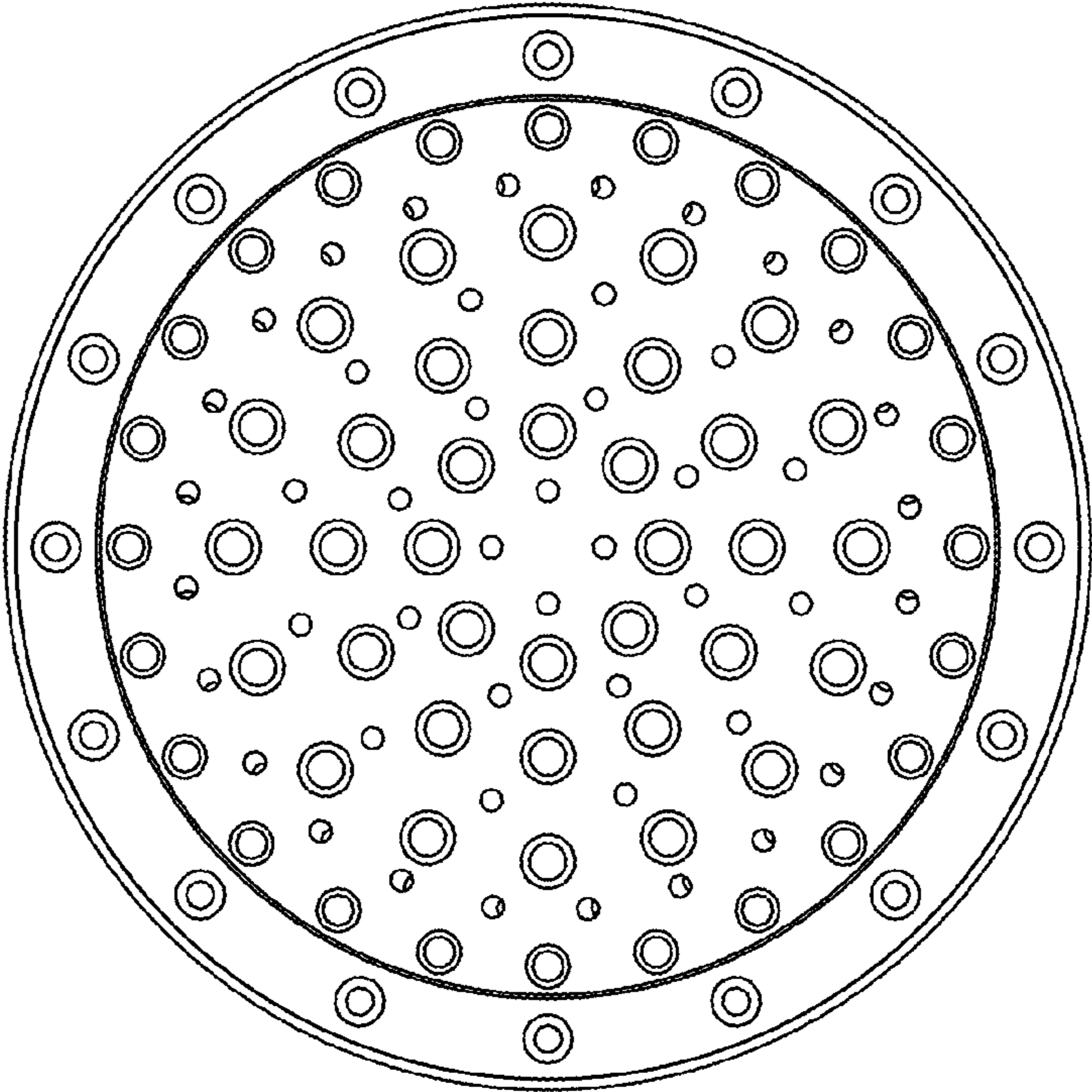


FIG. 3

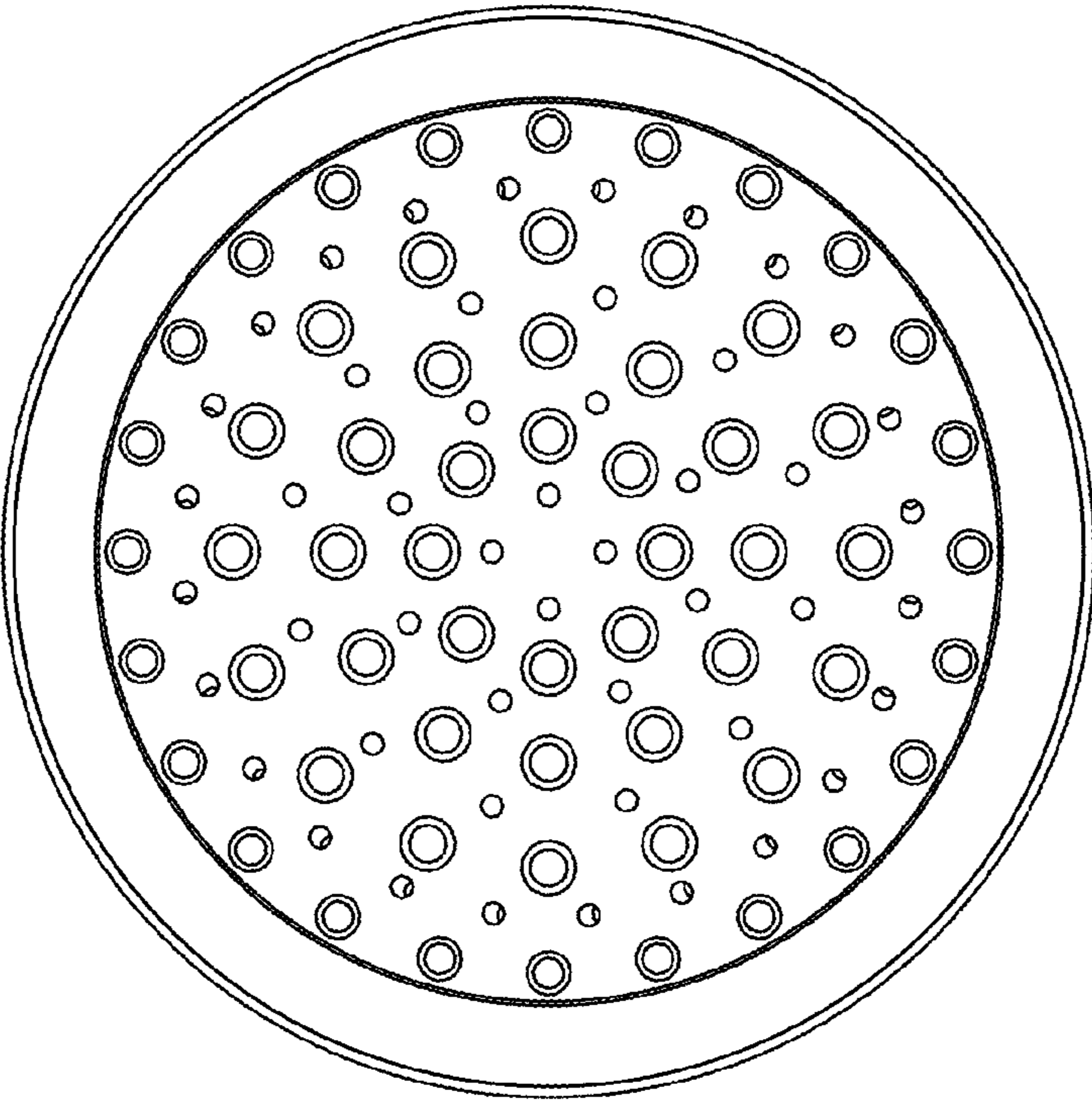


FIG. 4