



US00D770683S

(12) **United States Design Patent** (10) **Patent No.:** **US D770,683 S**  
**Shih** (45) **Date of Patent:** **\*\* Nov. 1, 2016**

(54) **TOOTHPICK**  
(71) Applicant: **Ting-Ting Shih**, Nantou (TW)  
(72) Inventor: **Ting-Ting Shih**, Nantou (TW)  
(\*\*) Term: **14 Years**  
(21) Appl. No.: **29/507,559**  
(22) Filed: **Oct. 29, 2014**  
(51) **LOC (10) Cl.** ..... **28-03**  
(52) **U.S. Cl.**  
USPC ..... **D28/65**  
(58) **Field of Classification Search**  
USPC ..... D28/65-68; D24/152; 433/141,  
433/146-147; 132/322-329  
CPC ..... A61C 15/04  
See application file for complete search history.

(56) **References Cited**  
U.S. PATENT DOCUMENTS  
4,832,061 A \* 5/1989 Hwang ..... A61C 15/02  
132/329  
D437,459 S \* 2/2001 Inaba ..... D28/65

D442,337 S \* 5/2001 Ho ..... D28/65  
D486,415 S \* 2/2004 Curtis ..... D11/2  
D507,380 S \* 7/2005 Le ..... D28/65  
D523,992 S \* 6/2006 Le ..... A61C 15/02  
D28/65  
D721,851 S \* 1/2015 Huang ..... D28/65


\* cited by examiner  
*Primary Examiner* — Zenia Bennett  
(74) *Attorney, Agent, or Firm* — Alan D. Kamrath;  
Kamrath IP Lawfirm, P.A.

(57) **CLAIM**  
The ornamental design for a toothpick, as shown and described.

**DESCRIPTION**

FIG. 1 is a perspective view of a toothpick showing my design;  
FIG. 2 is a front elevational view thereof;  
FIG. 3 is a rear elevational view thereof;  
FIG. 4 is a left elevational view thereof;  
FIG. 5 is a right elevational view thereof;  
FIG. 6 is a top plan view thereof; and,  
FIG. 7 is a bottom plan view thereof.

**1 Claim, 4 Drawing Sheets**






FIG. 1




FIG. 2



FIG. 3



FIG. 4



FIG. 5




FIG. 6

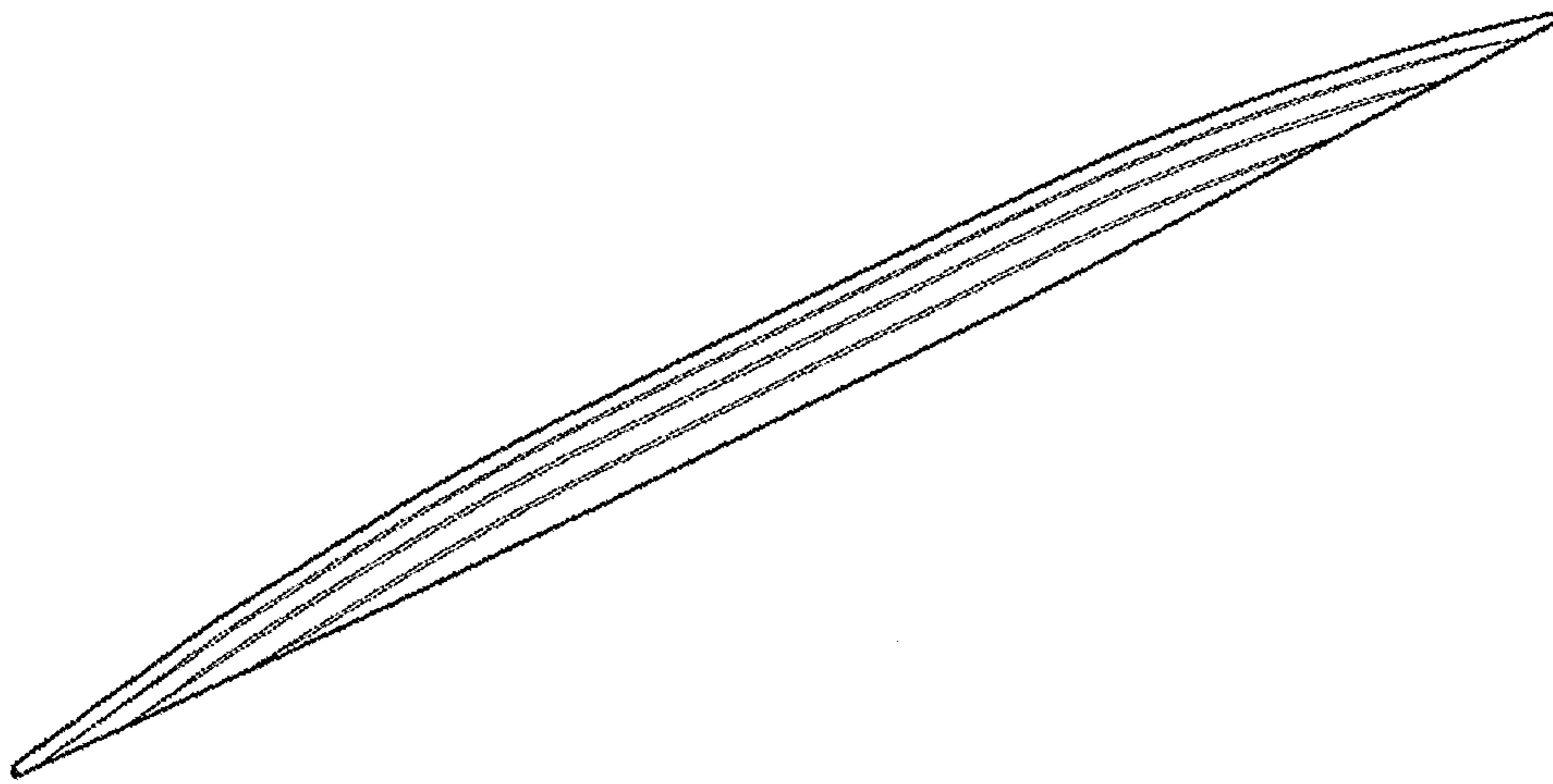


FIG. 7