



US00D770681S

(12) **United States Design Patent** (10) **Patent No.:** **US D770,681 S**
Mintz et al. (45) **Date of Patent:** **** Nov. 1, 2016**

- (54) **CLIPPER**
- (71) Applicant: **Medline Industries, Inc.**, Mundelein, IL (US)
- (72) Inventors: **Stuart Mintz**, Glenview, IL (US);
Kaitlyn Farley, Chicago, IL (US);
Derek Roberts, Chicago, IL (US);
Andrew Nachenberg, Grayslake, IL (US)
- (73) Assignee: **Medline Industries, Inc.**, Mundelein, IL (US)
- (**) Term: **15 Years**
- (21) Appl. No.: **29/556,538**
- (22) Filed: **Mar. 1, 2016**

D567,444 S	4/2008	Giannini	
D570,544 S	6/2008	Hara et al.	
D583,098 S	12/2008	Giannini	
D602,636 S	10/2009	Lother et al.	
D604,907 S *	11/2009	Emminger	D28/53
D606,259 S *	12/2009	Emminger	D28/53
8,191,262 B2	6/2012	Palmer et al.	
D711,044 S	8/2014	Palmer et al.	
D711,045 S	8/2014	Palmer et al.	
D711,593 S	8/2014	Palmer et al.	
D711,594 S	8/2014	Palmer et al.	
D717,001 S *	11/2014	Uematsu	D28/53
D734,543 S *	7/2015	Mintz	D28/53
D734,544 S *	7/2015	Mintz	D28/53
D735,943 S *	8/2015	Mintz	D28/54
D736,467 S *	8/2015	Lockwood	D28/54
D748,861 S *	2/2016	Mintz	D28/53
D750,840 S *	3/2016	Mintz	D28/53
D752,810 S *	3/2016	Mintz	D28/53
2013/0219724 A1 *	8/2013	Werner	B26B 19/06 30/201
2015/0246454 A1 *	9/2015	Mintz	B26B 19/3873 30/124

Related U.S. Application Data

- (60) Continuation of application No. 29/532,707, filed on Jul. 9, 2015, now Pat. No. Des. 750,840, which is a division of application No. 29/483,527, filed on Feb. 28, 2014, now Pat. No. Des. 734,543.
- (51) **LOC (10) Cl.** **28-03**
- (52) **U.S. Cl.**
USPC **D28/53**
- (58) **Field of Classification Search**
USPC D28/44, 49-54
CPC B26B 19/00-19/107; B26B
19/3806-19/3826; B26B 19/384; B26B
19/3846; B26B 19/3853-19/3866; B26B
19/3886
See application file for complete search history.

(56) **References Cited**

U.S. PATENT DOCUMENTS

D342,345 S	12/1993	Yonezawa	
D462,482 S *	9/2002	Rizzuto, Jr.	D28/53
D519,681 S	4/2006	Liao	
D566,898 S *	4/2008	Hara	D28/54
D567,443 S	4/2008	Giannini	

* cited by examiner

Primary Examiner — Jennifer Rivard

(74) *Attorney, Agent, or Firm* — McAndrews, Held & Malloy, Ltd.

(57) **CLAIM**

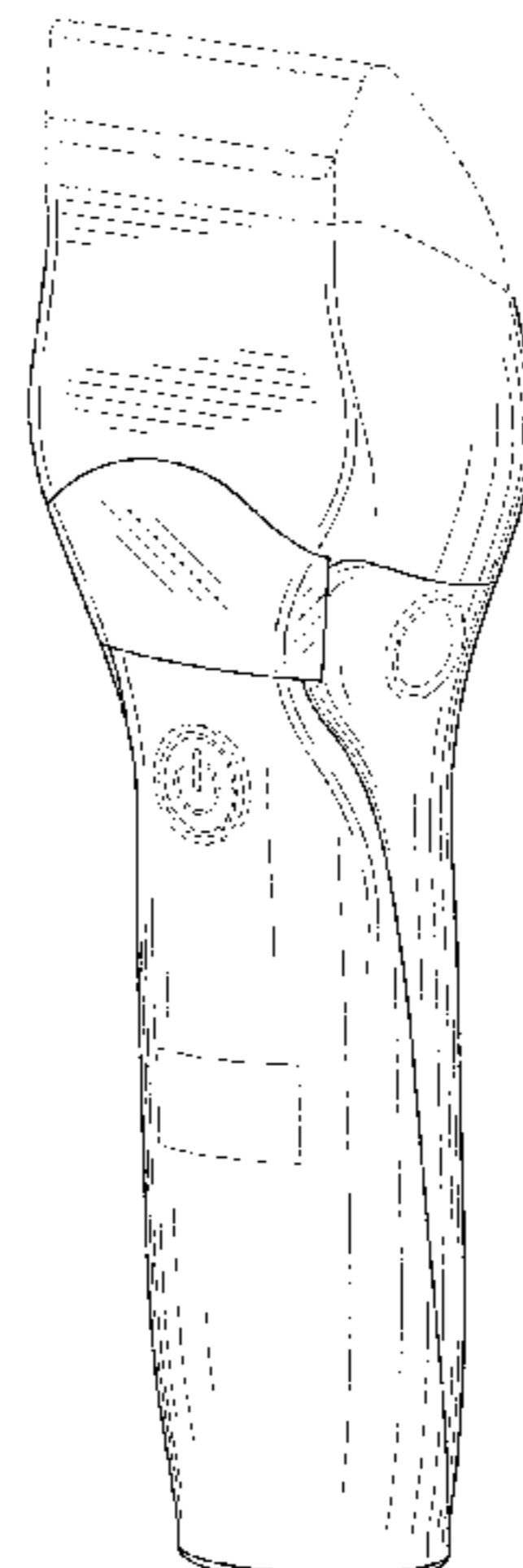
The ornamental design for a clipper, as shown and described.

DESCRIPTION

FIG. 1 is a front right perspective view of an embodiment of a clipper showing our new design; FIG. 2 is a front elevation view thereof; FIG. 3 is a rear elevation view thereof; FIG. 4 is a left side elevational view thereof; FIG. 5 is a right side elevational view thereof; FIG. 6 is a top plan view thereof; and, FIG. 7 is a bottom plan view thereof.

The evenly-spaced dashed broken lines in the drawings illustrate portions of the clipper that form no part of the claimed design. The dot-dash broken lines in the drawings represent a boundary line and form no part of the claimed design.

1 Claim, 4 Drawing Sheets



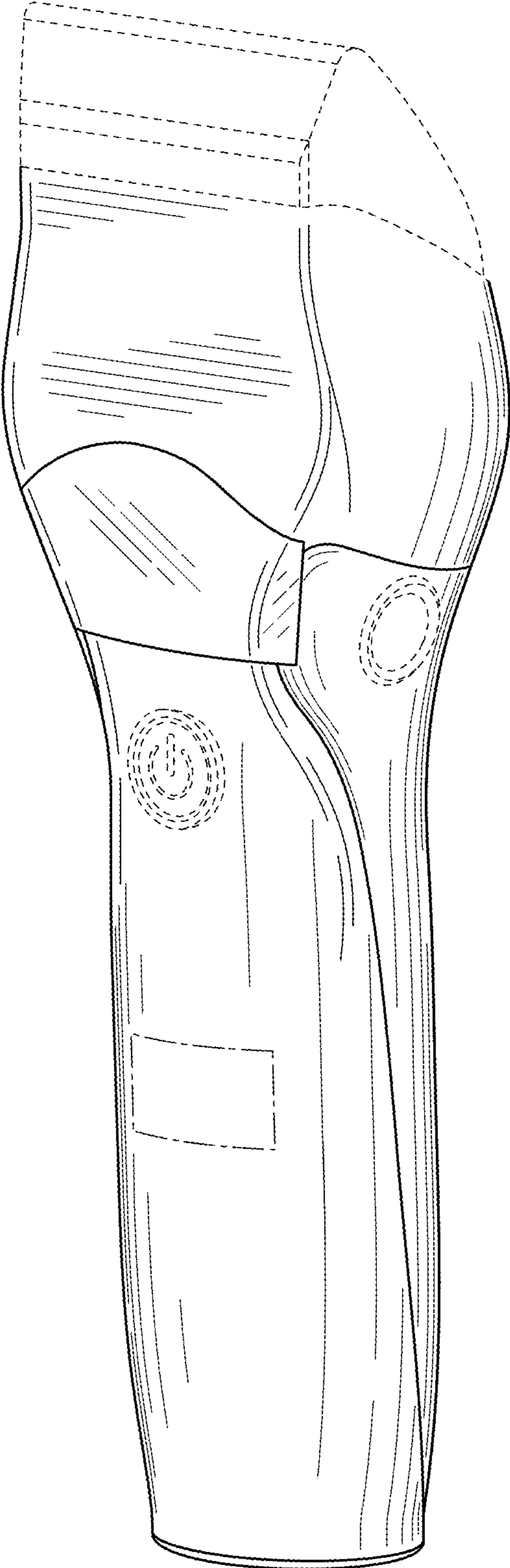


FIG. 1

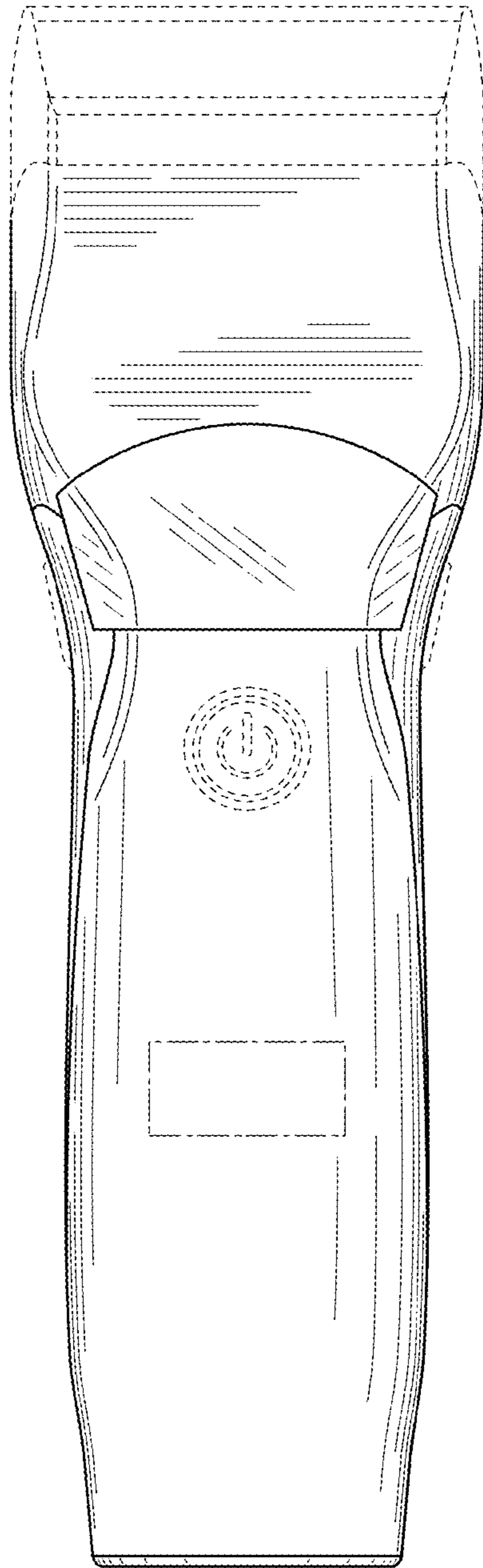


FIG. 2

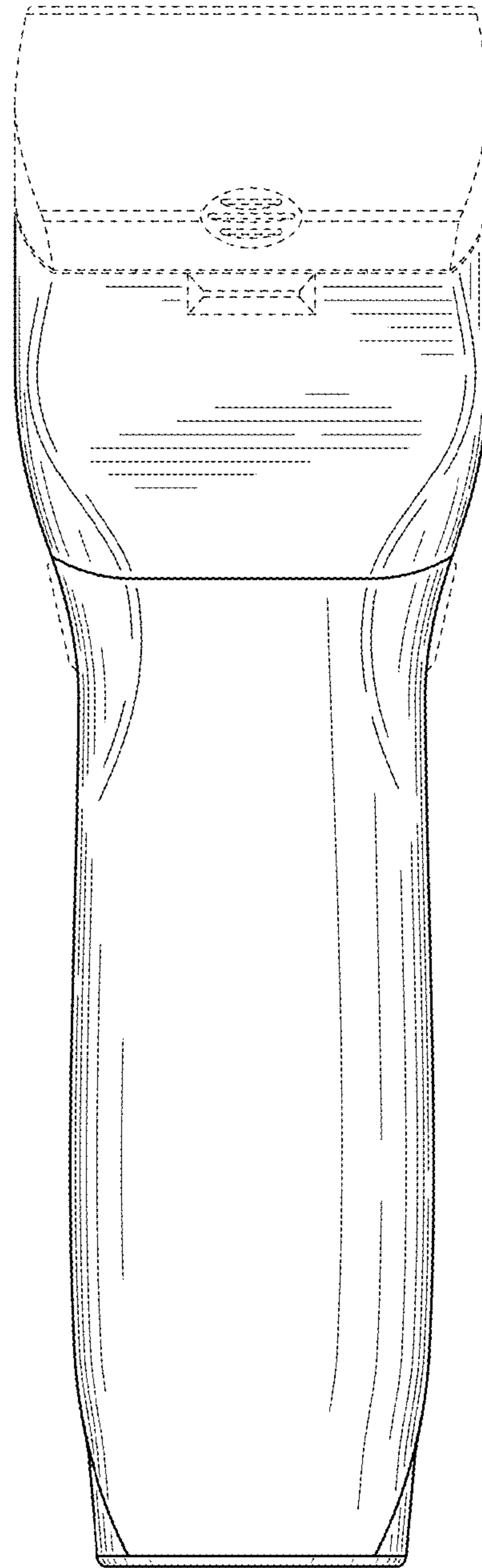


FIG. 3

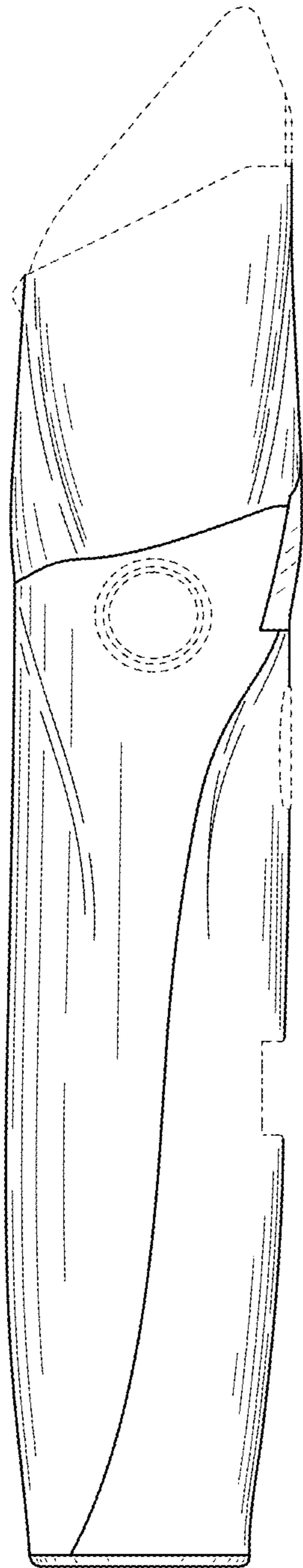


FIG. 4

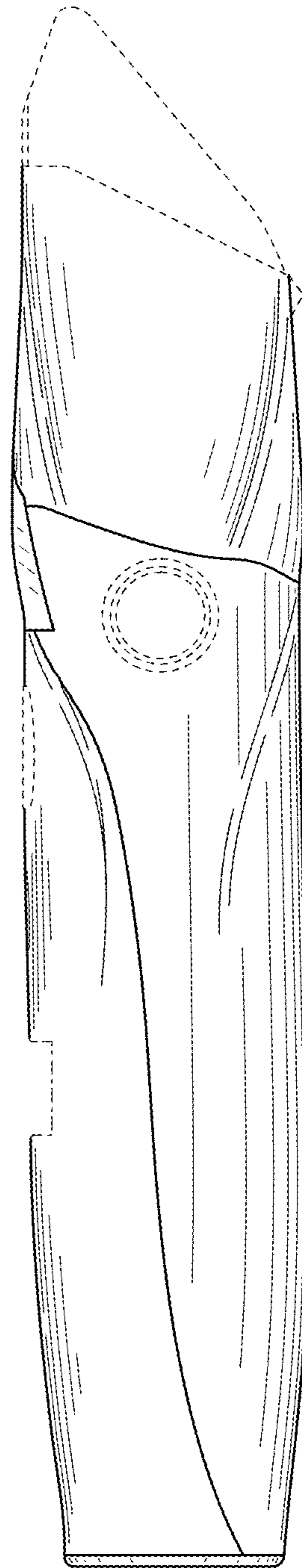


FIG. 5

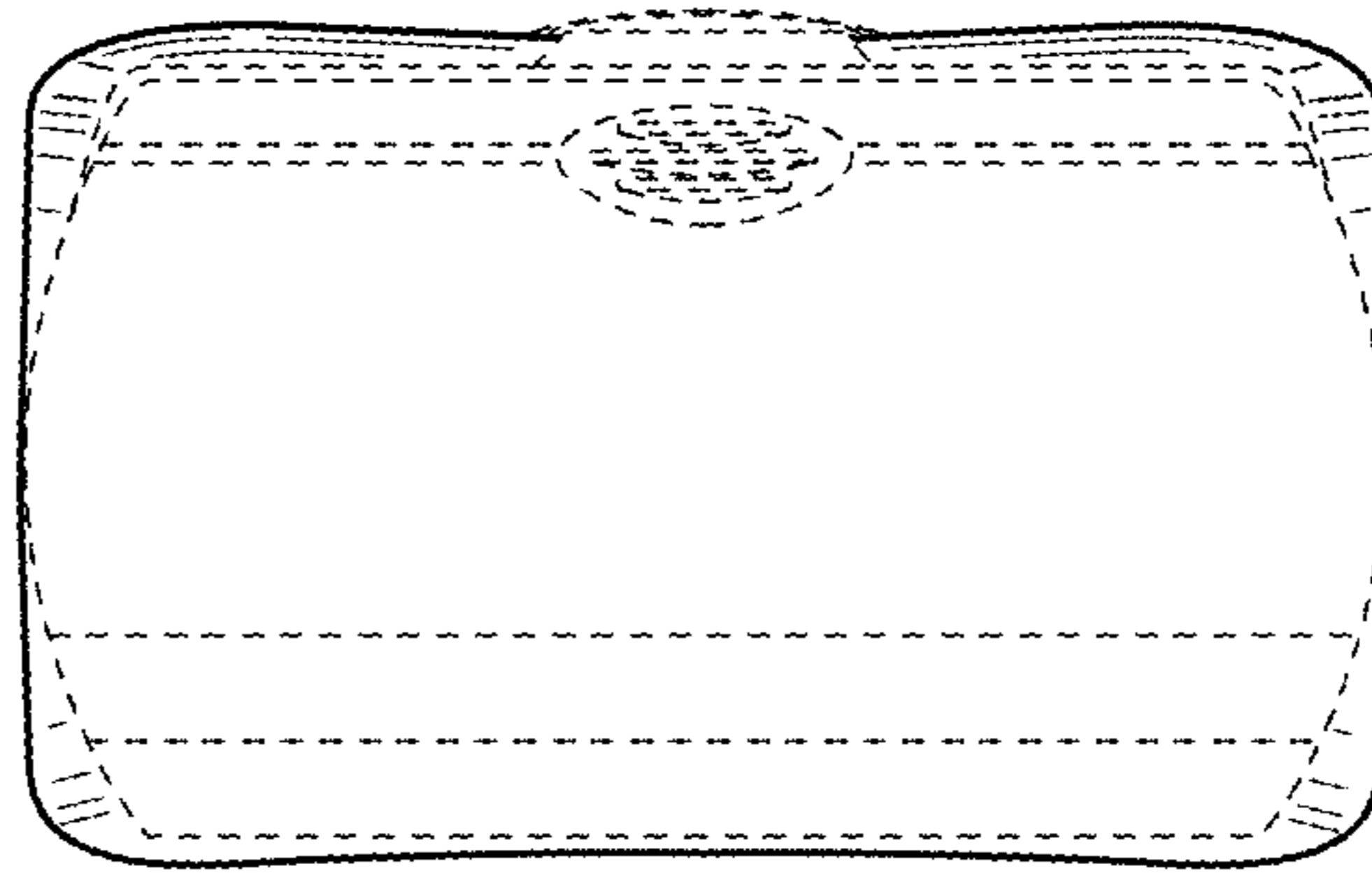


FIG. 6

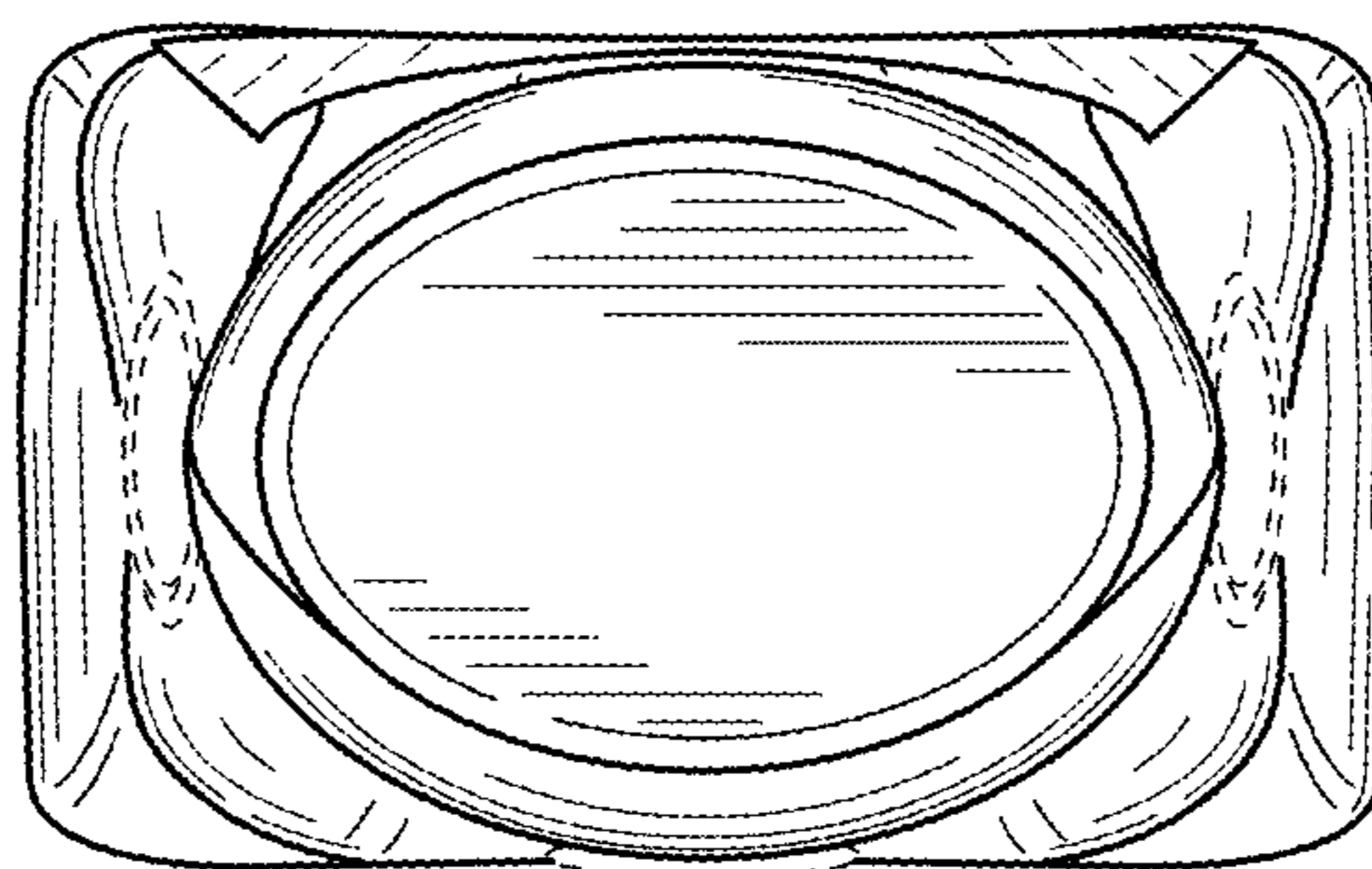


FIG. 7