



US00D770641S

(12) **United States Design Patent** (10) **Patent No.:** **US D770,641 S**  
**Anderson et al.** (45) **Date of Patent:** **\*\* Nov. 1, 2016**

(54) **ENCLOSURE DOORS**

D564,669 S \* 3/2008 Mock ..... D25/48.4  
D699,372 S \* 2/2014 Donnelly ..... D25/33  
2003/0005636 A1\* 1/2003 Forsland ..... E06B 3/485  
49/201

(71) Applicant: **Suncast Technologies, LLC**, Palm Beach Gardens, FL (US)

(72) Inventors: **Torrence Anderson**, Overland Park, KS (US); **Michael Thuma**, La Grange, IL (US); **Gary Fischer**, Poplar Grove, IL (US); **Michael R. Vogler**, Oswego, IL (US)

(73) Assignee: **Suncast Technologies, LLC**, Palm Beach Gardens, FL (US)

(\*\*) Term: **14 Years**

(21) Appl. No.: **29/517,578**

(22) Filed: **Feb. 13, 2015**

(51) **LOC (10) Cl.** ..... **25-02**

(52) **U.S. Cl.**  
USPC ..... **D25/48.3; D25/33**

(58) **Field of Classification Search**  
USPC ..... D25/48.3, 48.4, 48.5, 48.6, 48.7, 48.8, D25/33  
CPC ..... E06B 3/485; E06B 2003/7044; E06B 3/4636; E06B 3/72; E06B 3/78; E06B 1/04; E06B 5/00  
See application file for complete search history.

(56) **References Cited**

**U.S. PATENT DOCUMENTS**

D378,853 S \* 4/1997 Forsland ..... D25/48.4  
D380,053 S \* 6/1997 Forsland ..... D25/48.3  
D564,668 S \* 3/2008 Mock ..... D25/48.4

**OTHER PUBLICATIONS**

[http://www.sheds-gazebos.com/shopsite\\_sc/store/html/page223.html](http://www.sheds-gazebos.com/shopsite_sc/store/html/page223.html)—Downloaded Dec. 14, 2015.\*  
<http://www.suburbangaragedoorservice.com/CHIResidentialGarageDoors5300panel.Php>—Downloaded Dec. 4, 2015.\*  
<http://www.overheaddoorgroup.com/residential/garagedoors/signaturecarriage/>—Downloaded Dec. 4, 2015.\*  
<http://jandjdoorinc.com/haas-traditional.html>—Downloaded Dec. 14, 2015.\*

\* cited by examiner

*Primary Examiner* — Manpreet Matharu  
*Assistant Examiner* — Mojtaba Tehrani  
(74) *Attorney, Agent, or Firm* — McHale & Slavin, P.A.

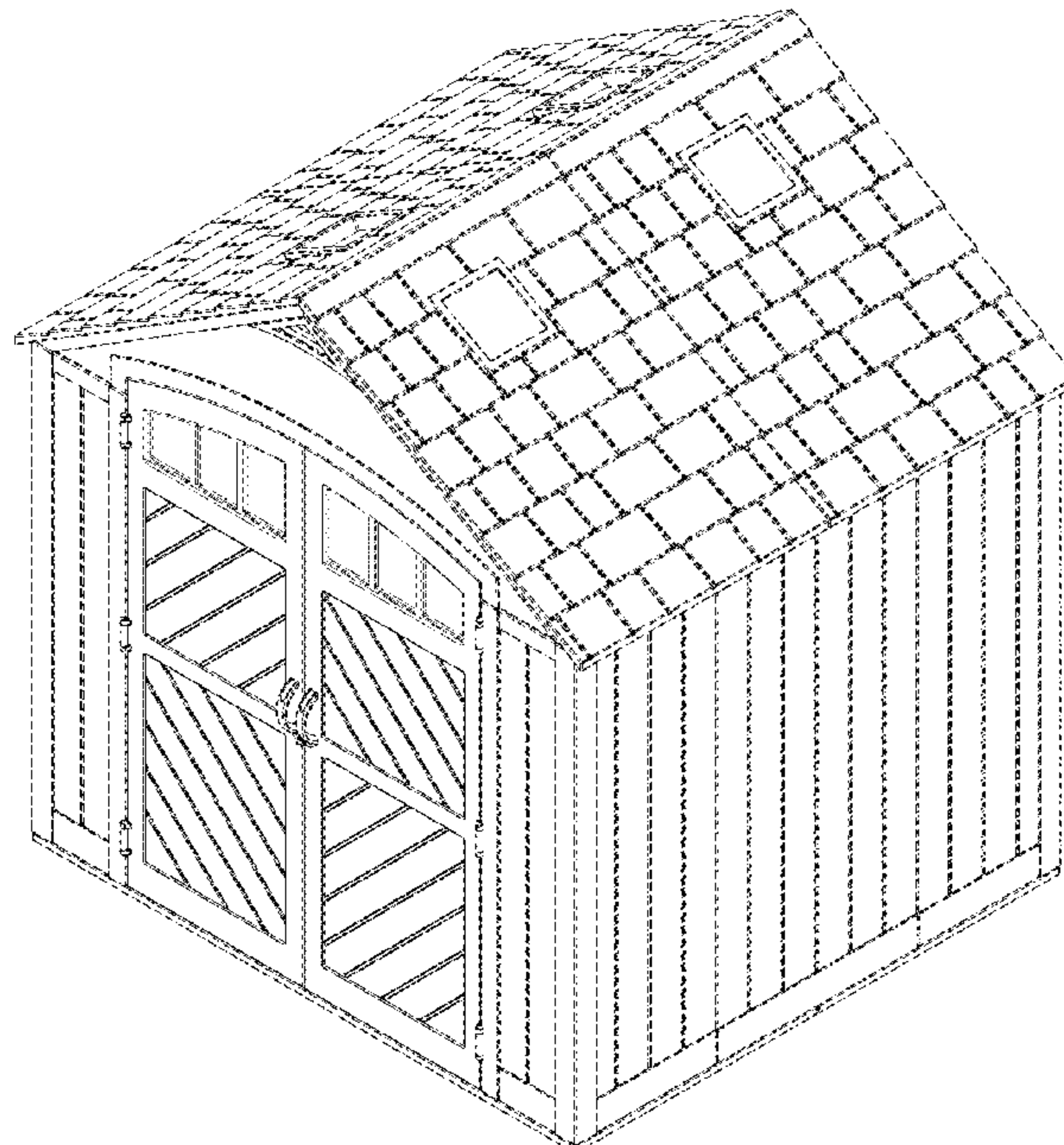
(57) **CLAIM**

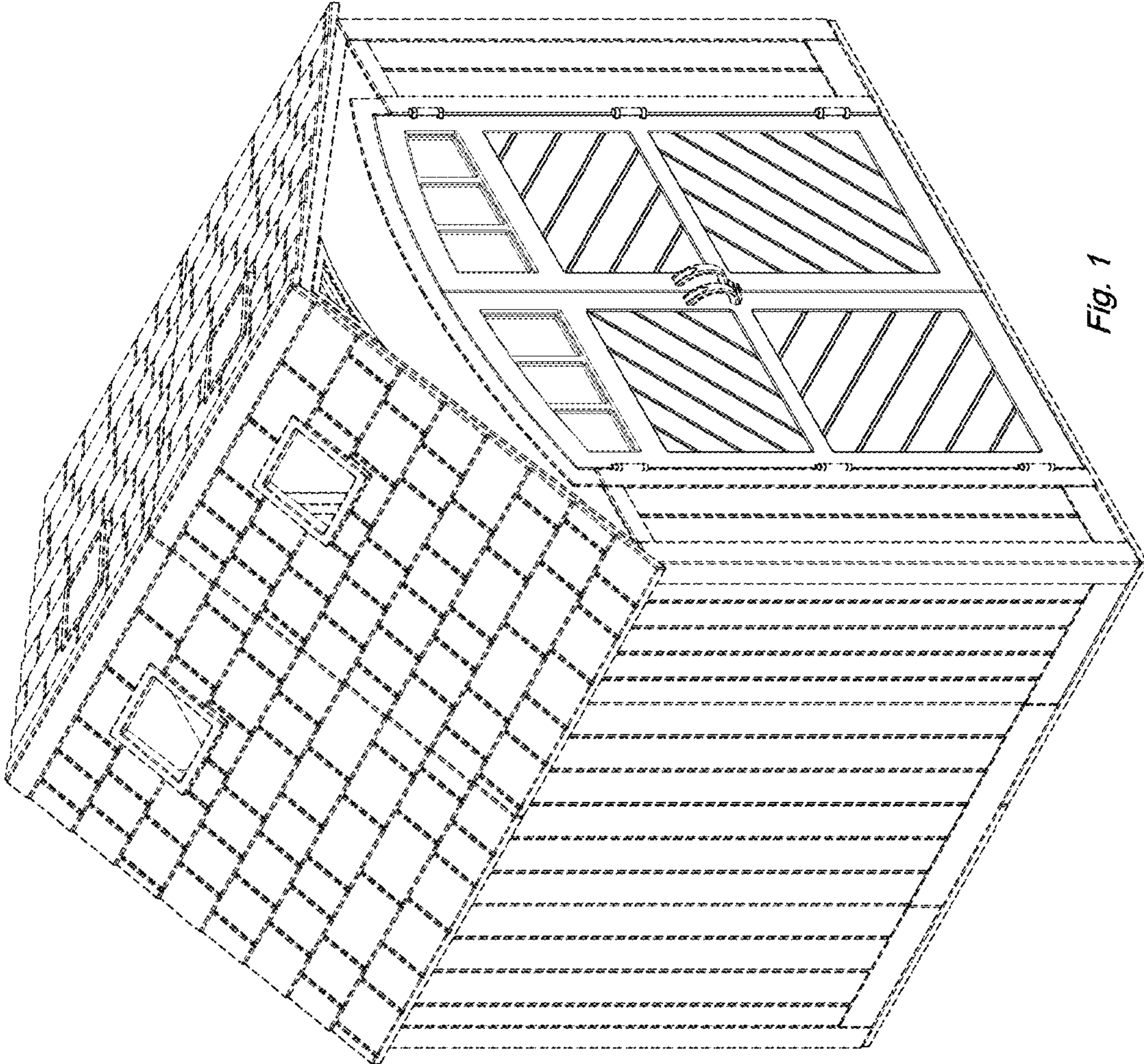
The ornamental design for enclosure doors, as shown and described.

**DESCRIPTION**

FIG. 1 is a top left isometric view of the enclosure doors of the present invention;  
FIG. 2 is a top right isometric view thereof;  
FIG. 3 is a front view thereof;  
FIG. 4 is a rear view thereof;  
FIG. 5 is a left side view thereof;  
FIG. 6 is a right side view thereof; and,  
FIG. 7 is a top view thereof.  
The portions of the enclosure doors illustrated in broken lines form no part of the claimed subject matter.

**1 Claim, 7 Drawing Sheets**







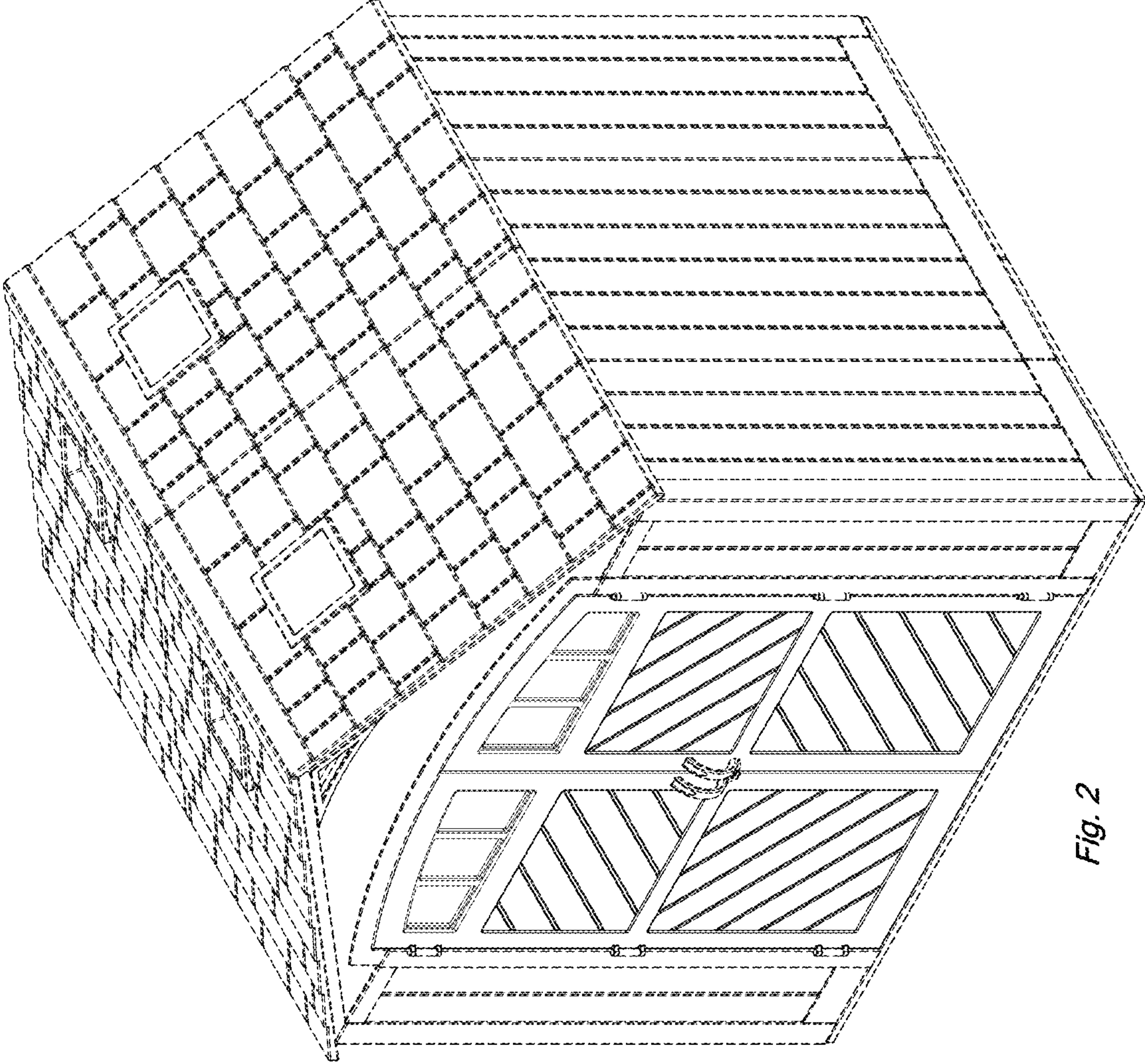
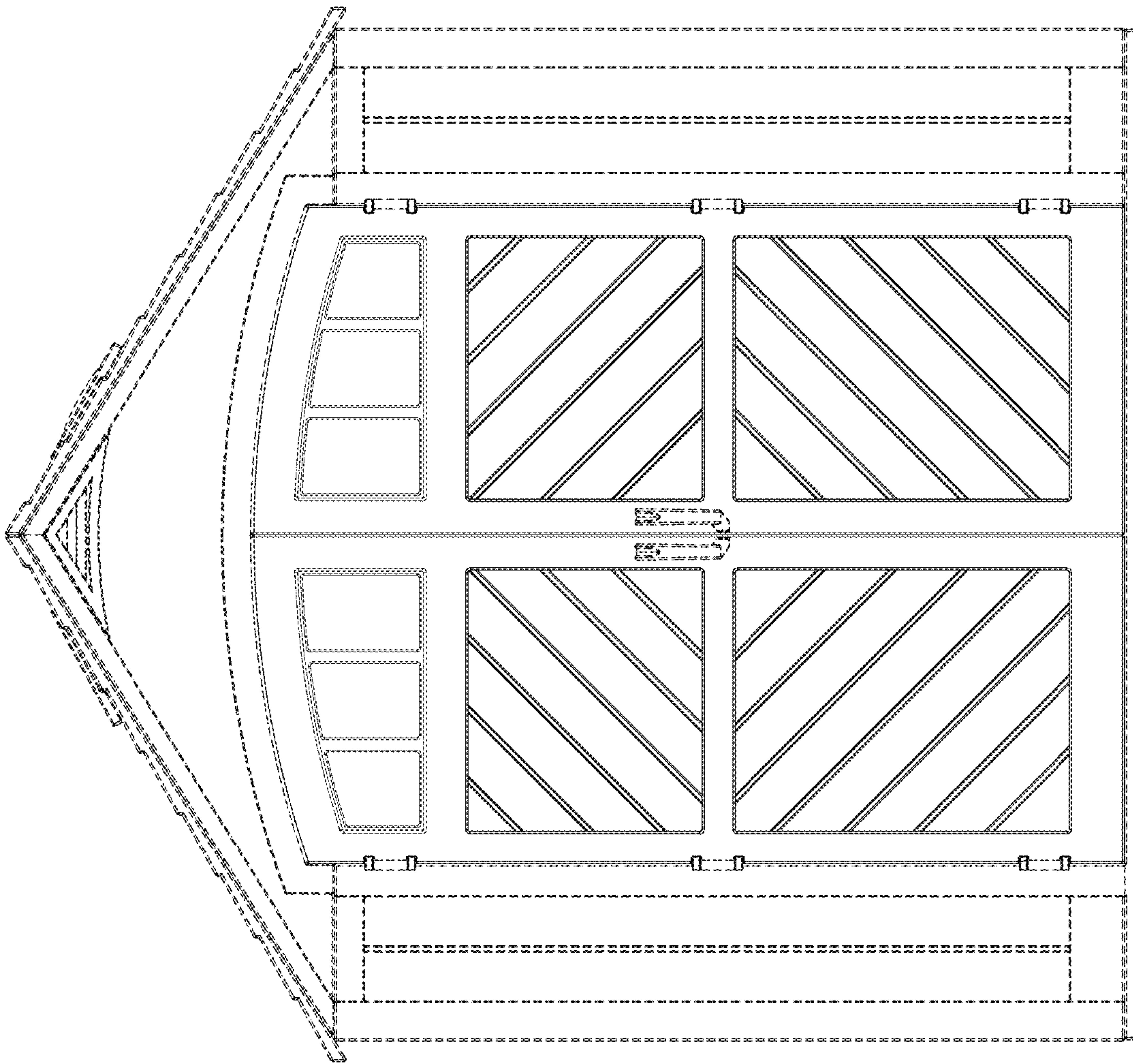


Fig. 2

Fig. 3





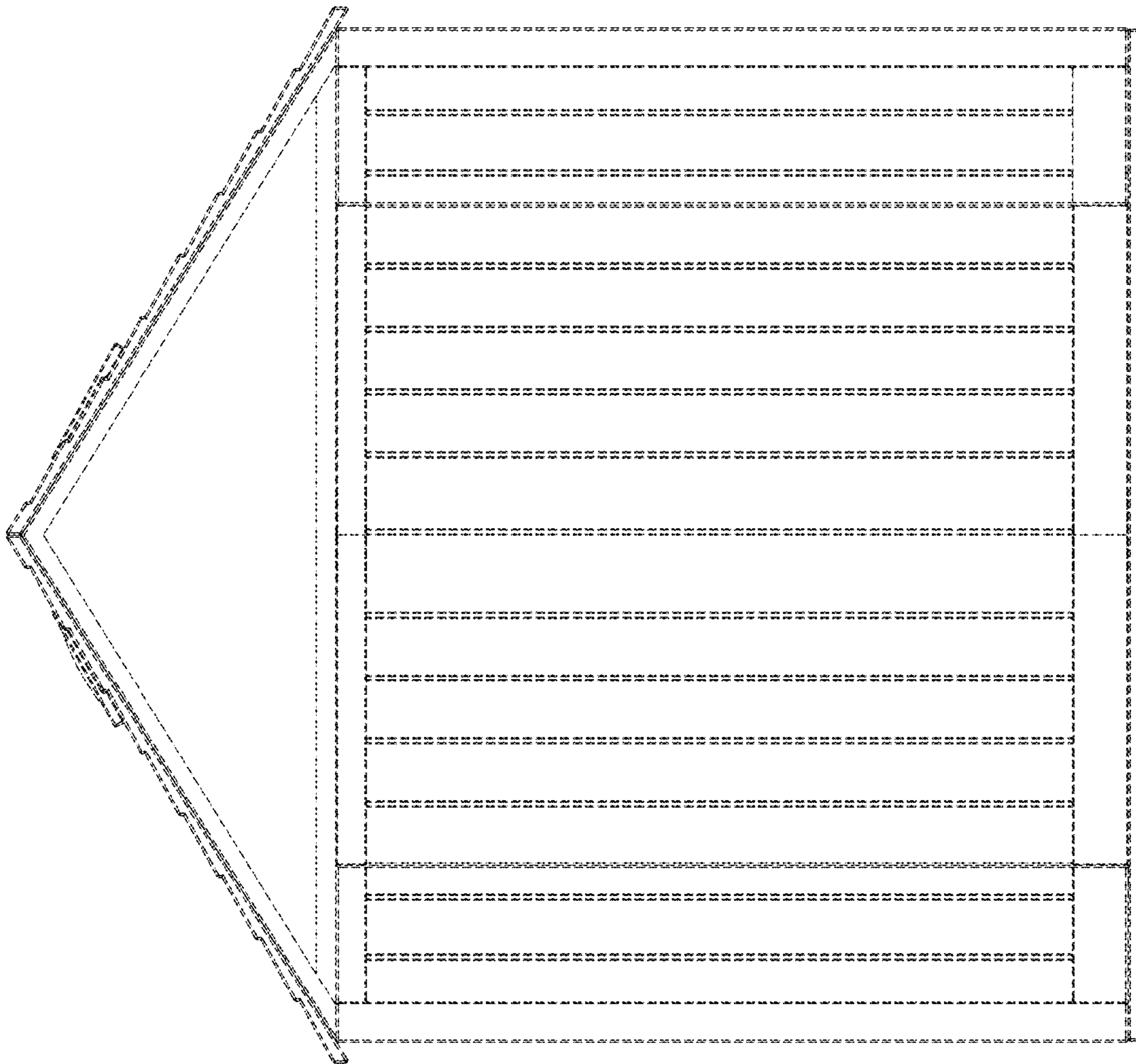


Fig. 4




Fig. 5




Fig. 6



Fig. 7

