



US00D770640S

(12) **United States Design Patent** (10) **Patent No.:** **US D770,640 S**
O'Callaghan et al. (45) **Date of Patent:** **** Nov. 1, 2016**

(54) **BUILDING**

(56) **References Cited**

(71) Applicant: **Apple Inc.**, Cupertino, CA (US)
(72) Inventors: **James O'Callaghan**, Winchester (GB);
Graham Coult, Milford (GB);
Vladimir Marinov, London (GB);
Peter Lenk, Chatham (GB); **Stefan Behling**, London (GB); **David Summerfield**, London (GB); **David Nelson**, London (GB); **James McGrath**, Cupertino, CA (US); **Roger Ridsdill-Smith**, London (GB); **James Bishop**, London (GB); **Rafe Bertram**, London (GB); **Robert Bridger**, Woodside, CA (US); **Jonathan P. Siegel**, San Francisco, CA (US)

U.S. PATENT DOCUMENTS

2,034,028 A 3/1936 Eliot
D122,150 S 8/1940 Spencer
3,256,651 A 6/1966 Kallman
3,514,910 A 6/1970 Comm
4,055,923 A 11/1977 Biebuyck

(Continued)

Primary Examiner — Garth Rademaker
Assistant Examiner — Samantha Q Lawrence
(74) *Attorney, Agent, or Firm* — Sterne, Kessler, Goldstein & Fox P.L.L.C.

(73) Assignee: **Apple Inc.**, Cupertino, CA (US)

(57) **CLAIM**

The ornamental design for a building, as shown and described.

(**) Term: **15 Years**

DESCRIPTION

(21) Appl. No.: **29/552,446**

(22) Filed: **Jan. 22, 2016**

Related U.S. Application Data

(63) Continuation of application No. 29/512,491, filed on Dec. 19, 2014, now Pat. No. Des. 750,274, which is a continuation of application No. 29/481,231, filed on Feb. 3, 2014, now Pat. No. Des. 720,082.

(51) **LOC (10) Cl.** **25-03**

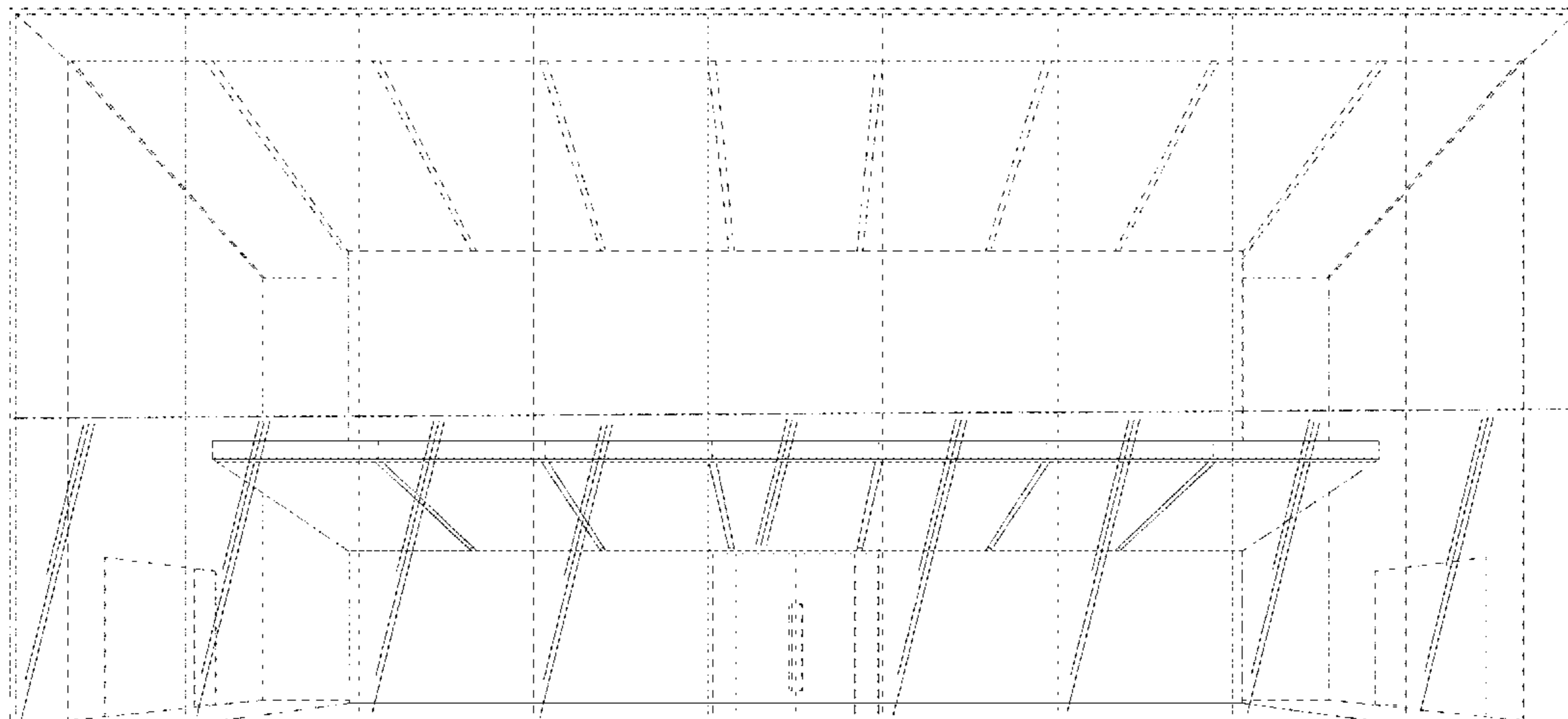
(52) **U.S. Cl.**
USPC **D25/33**

(58) **Field of Classification Search**
USPC D25/1-35; 52/36.1, 79.1-79.5, 69.6, 52/80.1, 90.2, 90.1, 91.1, 91.2, 91.3, 92.1, 52/92.2, 92.3, 93.1, 93.2

See application file for complete search history.

FIG. 1 is a lower front perspective view of a building showing our new design;
FIG. 2 is an upper front perspective view thereof;
FIG. 3 is a rear view thereof;
FIG. 4 is a top view thereof;
FIG. 5 is a bottom view thereof;
FIG. 6 is a left side view thereof;
FIG. 7 is a right side view thereof; and,
FIG. 8 is a reference view showing the view of FIG. 1 without front glass panels of the building.
The dashed broken lines in the figures show portions of the building that form no part of the claimed design.
The oblique shade lines in the figures show transparency and not surface ornamentation.
The dot-dash broken lines in the figures show boundaries that form no part of the claimed design.

1 Claim, 8 Drawing Sheets



(56)

References Cited

U.S. PATENT DOCUMENTS

4,918,882 A 4/1990 Funk
D311,775 S 10/1990 Brown
D584,829 S 1/2009 Herbots
D648,864 S 11/2011 Backus et al.
D659,853 S 5/2012 Backus et al.
D674,915 S 1/2013 Svirsky
8,689,932 B2 4/2014 Dupont
D707,852 S 6/2014 Maringer

D710,028 S 7/2014 Myles
D710,029 S 7/2014 Myles
D712,067 S 8/2014 Backus et al.
D720,082 S 12/2014 O'Callaghan
D732,696 S 6/2015 Lund
D739,556 S 9/2015 Yoder
D750,274 S * 2/2016 O'Callaghan D25/33
2003/0029101 A1 2/2003 Lyons
2011/0179722 A1 7/2011 Schulz
2012/0096777 A1 4/2012 Backus et al.

* cited by examiner

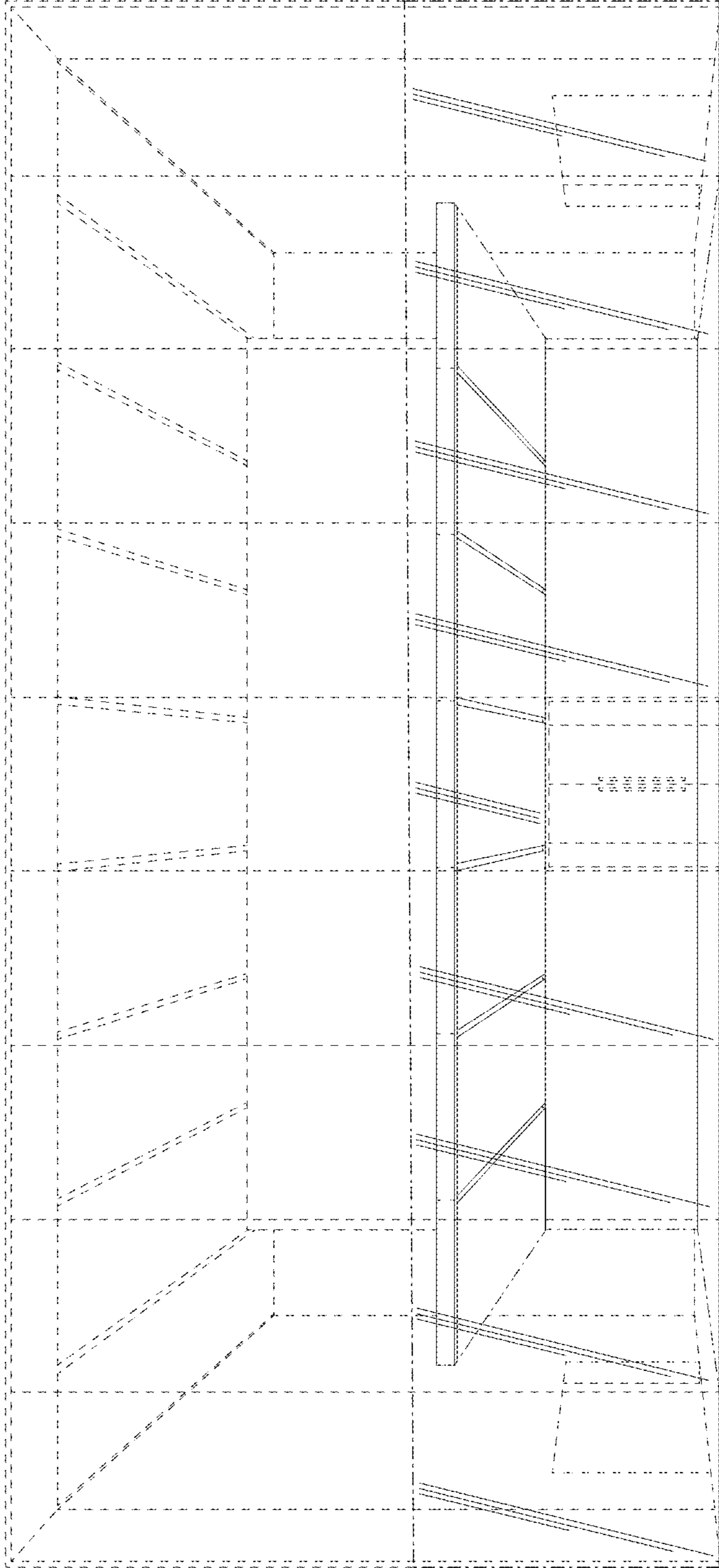


FIG. 1

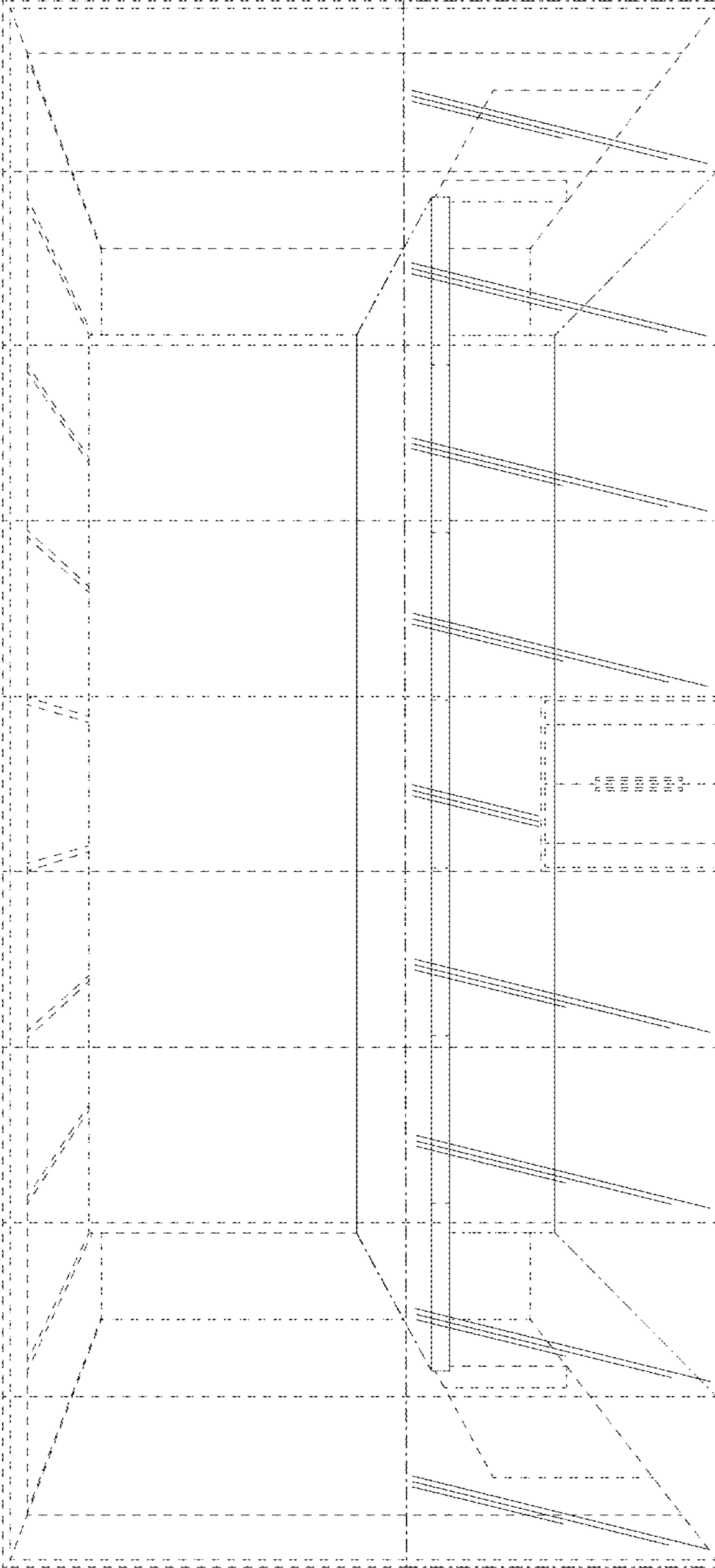


FIG.2



FIG. 3




FIG.4




FIG.5



FIG. 6



FIG. 7

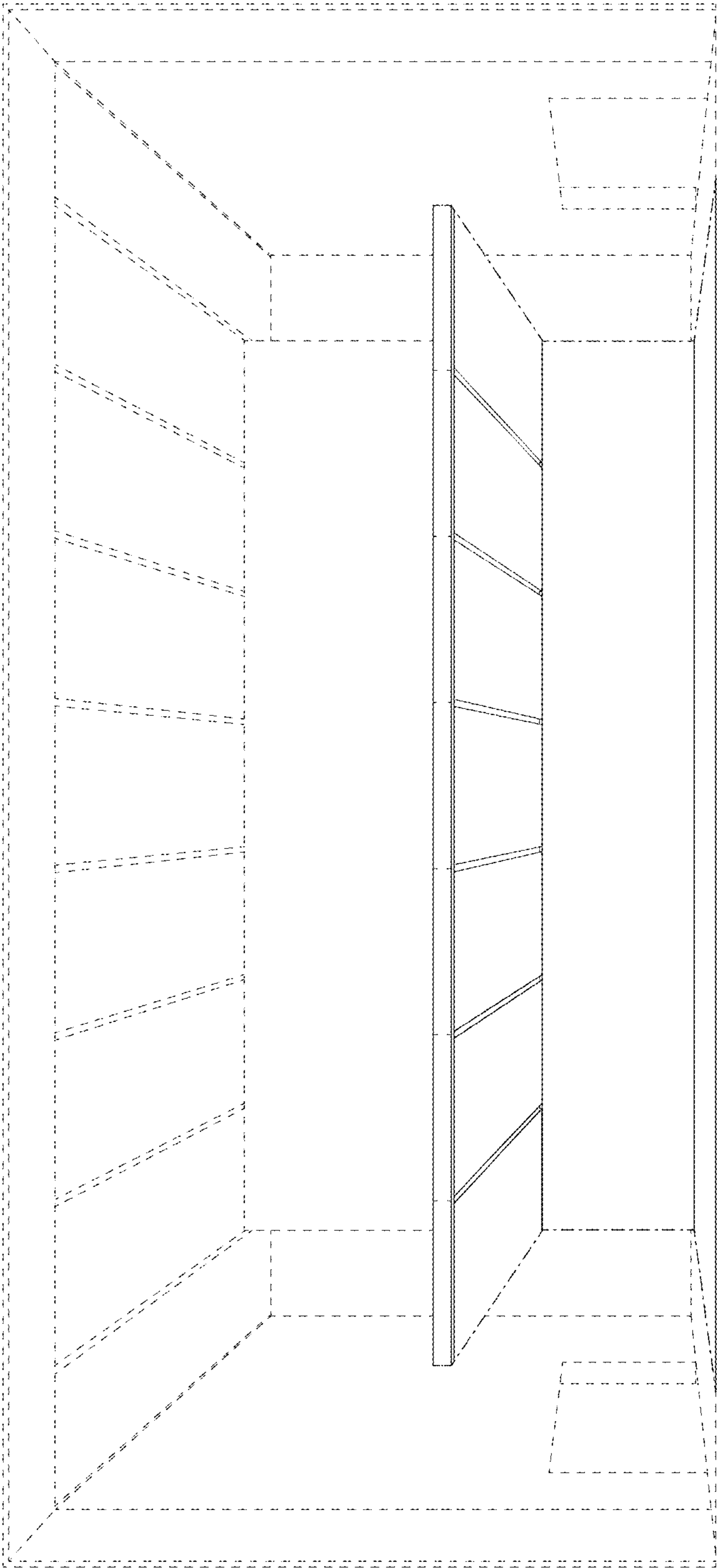


FIG.8