



US00D770622S

(12) **United States Design Patent**  
**Matheny**

(10) **Patent No.:** **US D770,622 S**

(45) **Date of Patent:** **\*\* Nov. 1, 2016**

(54) **NASAL SUPPORT DEVICE**

(71) Applicant: **Matheny ENTerprises, LLC**, Plano, TX (US)

(72) Inventor: **Keith E. Matheny**, Plano, TX (US)

(73) Assignee: **Matheny ENTerprises, LLC**, Plano, TX (US)

(\*\*) Term: **15 Years**

(21) Appl. No.: **29/546,259**

(22) Filed: **Nov. 20, 2015**

**Related U.S. Application Data**

(62) Division of application No. 29/432,554, filed on Sep. 17, 2012, now Pat. No. Des. 745,969.

(51) **LOC (10) Cl.** ..... **24-02**

(52) **U.S. Cl.**  
USPC ..... **D24/155**

(58) **Field of Classification Search**  
USPC ..... D24/155-157  
CPC ..... A61F 5/08; A61F 2/186; A61F 11/002  
See application file for complete search history.

(56) **References Cited**

**U.S. PATENT DOCUMENTS**

5,601,594 A *	2/1997	Best	.....	A61F 5/08 606/196
D468,826 S *	1/2003	Doyle	.....	D24/128
7,022,890 B2 *	4/2006	Sessions	.....	A61F 13/12 602/46
8,585,753 B2 *	11/2013	Scanlon	.....	A61F 2/07 623/1.42

8,709,080 B2 *	4/2014	Marten	.....	A61B 17/0057 623/9
8,740,929 B2 *	6/2014	Gopferich	.....	A61F 2/186 424/425
D745,969 S *	12/2015	Matheny	.....	D24/155
2005/0203450 A1 *	9/2005	Shippert	.....	A61F 5/08 602/7
2006/0142736 A1 *	6/2006	Hissink	.....	A61F 11/002 604/540
2012/0071913 A1 *	3/2012	Tamez	.....	A61F 5/08 606/199
2013/0338700 A1 *	12/2013	Matheny	.....	A61M 35/00 606/199

\* cited by examiner

*Primary Examiner* — Charles Hanson  
(74) *Attorney, Agent, or Firm* — Conley Rose, P.C.;  
Rodney B. Carroll

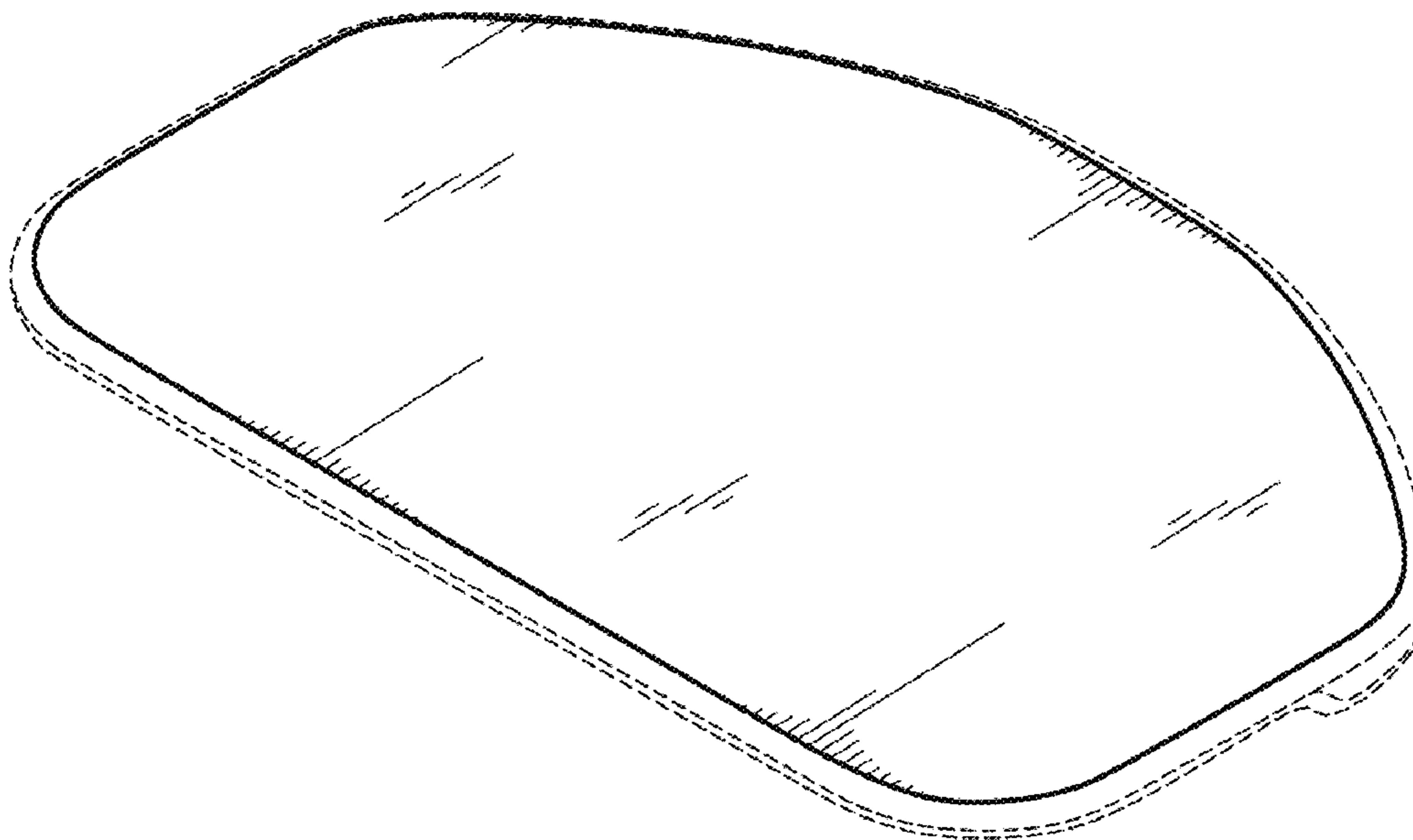
(57) **CLAIM**

The ornamental design of a nasal support device, substantially shown and described.

**DESCRIPTION**

FIG. 1 is a top perspective view of an embodiment of a nasal support device;  
FIG. 2 is a bottom perspective view thereof;  
FIG. 3 is a first side view thereof;  
FIG. 4 is a second side view thereof, wherein the second side view is opposed to the first side view;  
FIG. 5 is a third side view thereof;  
FIG. 6 is a fourth side view thereof, wherein the fourth side view is opposed to the third side view;  
FIG. 7 is a top view thereof; and,  
FIG. 8 is a bottom view thereof.  
The broken line showing is included for the purpose of illustrating unclaimed subject matter and forms no part of the claimed design.

**1 Claim, 3 Drawing Sheets**



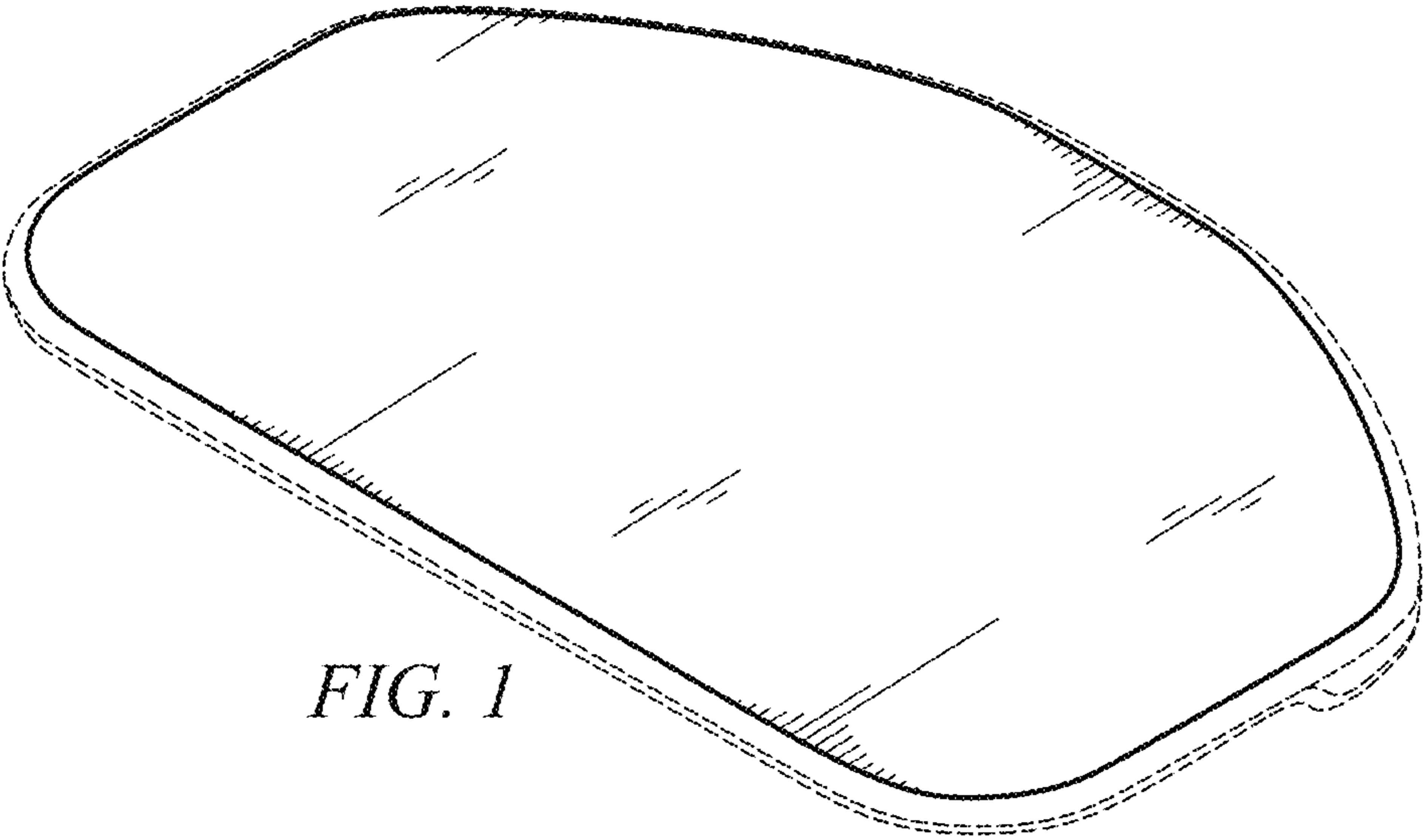


FIG. 1

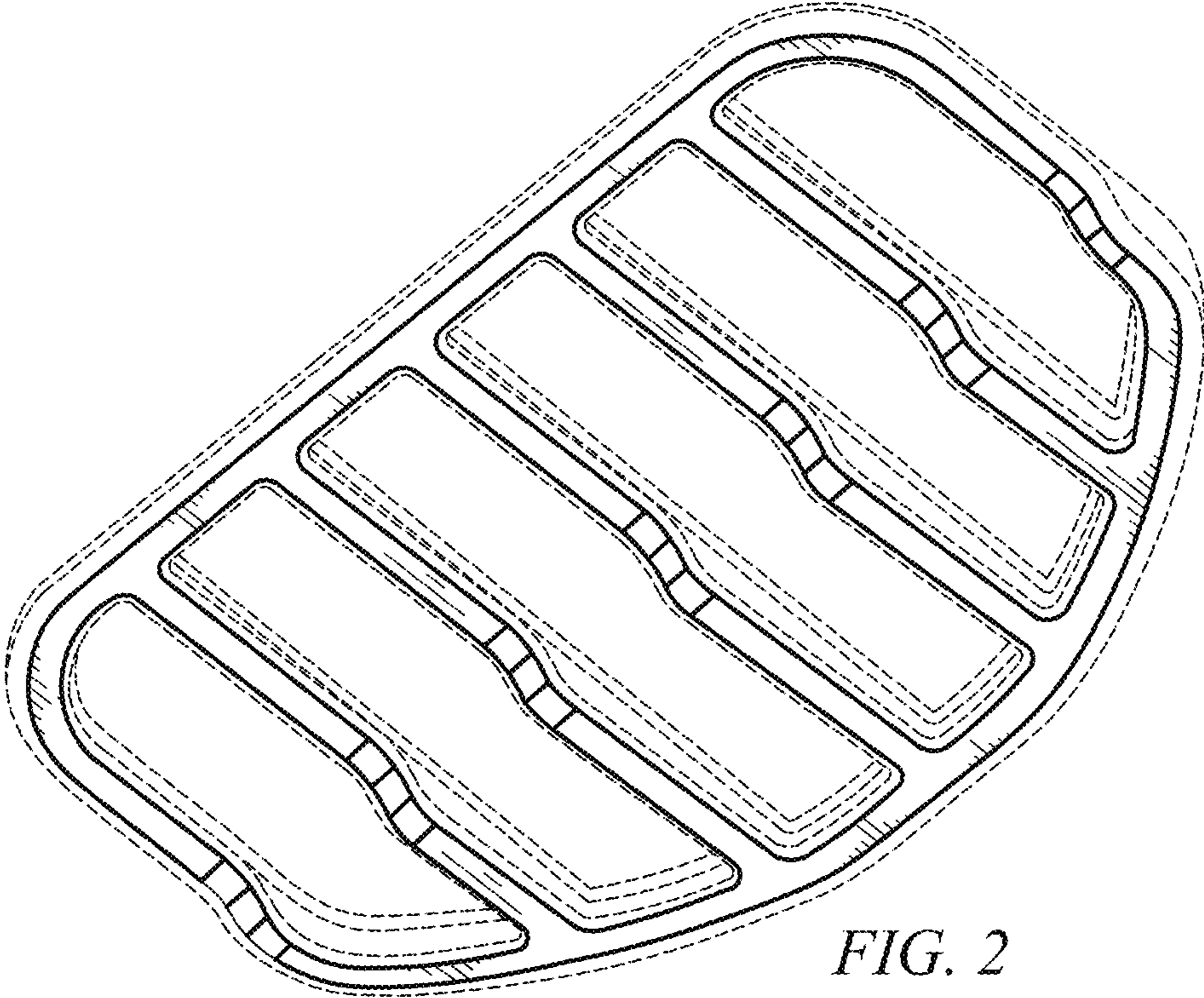
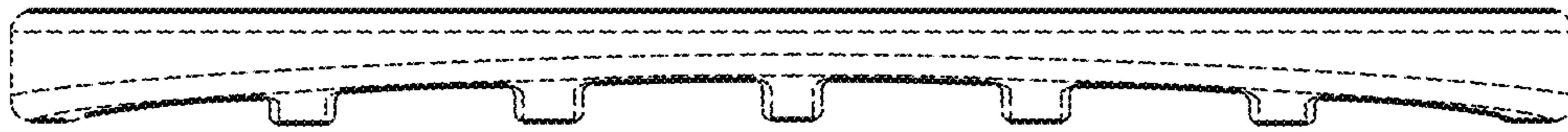
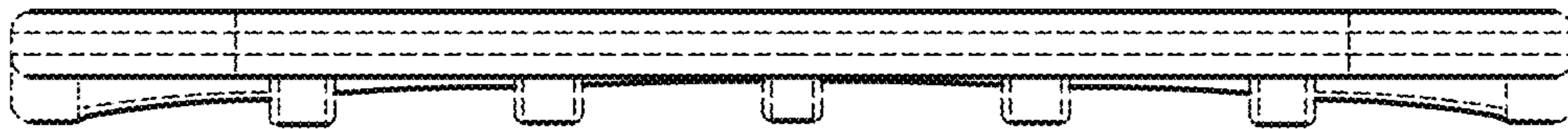


FIG. 2



*FIG. 3*



*FIG. 4*



*FIG. 5*



*FIG. 6*

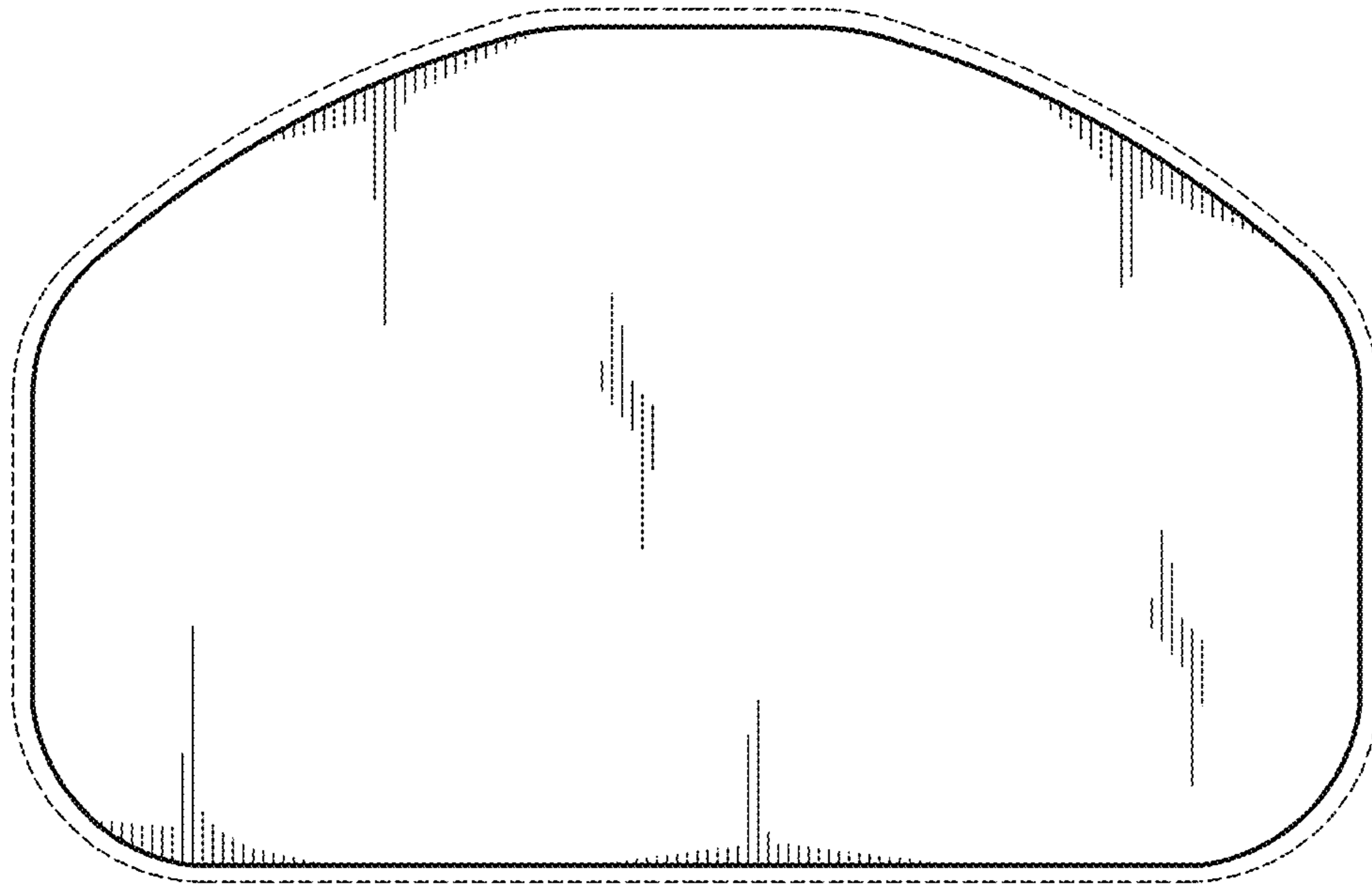


FIG. 7

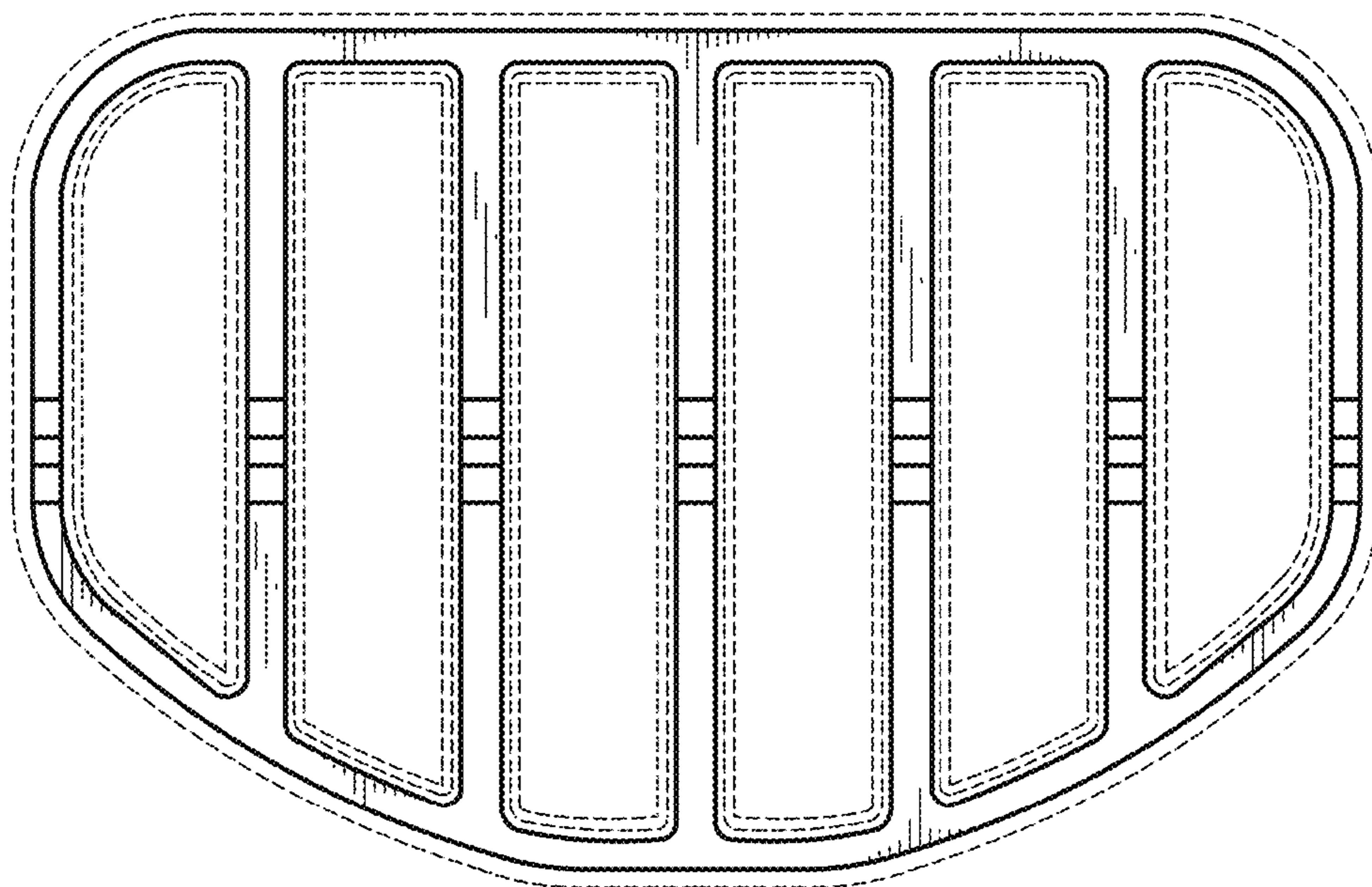


FIG. 8