



US00D770610S

(12) **United States Design Patent** (10) **Patent No.:** **US D770,610 S**  
**Saussaye et al.** (45) **Date of Patent:** **\*\* Nov. 1, 2016**

- (54) **MEDICINE INJECTOR**
- (71) Applicant: **APTAR FRANCE SAS**, Le Neubourg (FR)
- (72) Inventors: **Anthony Saussaye**, Menilles (FR); **Franck Foucault**, Petit Couronne (FR)
- (73) Assignee: **APTAR FRANCE SAS**, Le Neubourg (FR)
- (\*\*) Term: **14 Years**
- (21) Appl. No.: **29/514,212**
- (22) Filed: **Jan. 9, 2015**
- (30) **Foreign Application Priority Data**

D555,609 S *	11/2007	Galbraith .....	D24/114
D584,771 S *	1/2009	Gerules .....	D19/177
D612,486 S *	3/2010	Van der Stappen .....	D24/113
D627,061 S *	11/2010	Van der Stappen .....	D24/113
D642,330 S *	7/2011	Turner .....	D24/133
D676,957 S *	2/2013	Schneider .....	D24/113
D688,790 S *	8/2013	Guarraia .....	D24/113
D688,791 S *	8/2013	Guarraia .....	D24/113
D688,792 S *	8/2013	Guarraia .....	D24/113
D696,771 S *	12/2013	Schneider .....	D24/113
D696,773 S *	12/2013	Schneider .....	D24/113
D697,205 S *	1/2014	Schneider .....	D24/113
D703,314 S *	4/2014	Schneider .....	D24/113
D707,351 S *	6/2014	Kunze .....	D24/112

(Continued)

*Primary Examiner* — David Muller  
*Assistant Examiner* — Nathan Johnston  
 (74) *Attorney, Agent, or Firm* — Sughrue Mion, PLLC

- Jul. 11, 2014 (EM) ..... 002501262-0001
- (51) **LOC (10) Cl.** ..... **24-02**
- (52) **U.S. Cl.**  
USPC ..... **D24/113**
- (58) **Field of Classification Search**  
USPC ..... D24/112-114, 127-131, 133, 186;  
606/181, 185; 604/264, 272, 115, 232,  
604/187, 158, 164.08, 192, 263, 163, 181,  
604/184, 198, 227; 600/101, 139, 143;  
128/200.24, 207.14, 207.15;  
D19/115-123, 177, 193  
CPC ..... A61M 5/3156; A61M 5/31591; A61M  
5/3155; A61M 5/3157; A61M 5/24; A61M  
5/31501; A61M 5/31551; A61M 5/31585;  
A61M 2005/2407; A61M 2005/2492; A61M  
2205/581; A61M 2205/582  
See application file for complete search history.


(57) **CLAIM**  
 The ornamental design for a medicine injector, as shown and described.

**DESCRIPTION**

The patent or application file contains at least one drawing executed in color. Copies of this patent or patent application publication with color drawing(s) will be provided by the Office upon request and payment of the necessary fee.  
 FIG. 1 is a front perspective view showing our new design;  
 FIG. 2 is a front elevation view thereof;  
 FIG. 3 is a left side elevation view thereof;  
 FIG. 4 is a rear side elevation view thereof;  
 FIG. 5 is right-side elevation view thereof;  
 FIG. 6 is a top plan view thereof; and,  
 FIG. 7 is a bottom plan view thereof.  
 The features shown in broken lines form no part of the claimed design.

**1 Claim, 6 Drawing Sheets**  
**(6 of 6 Drawing Sheet(s) Filed in Color)**

- (56) **References Cited**  
 U.S. PATENT DOCUMENTS  
 5,984,940 A \* 11/1999 Davis ..... A61B 5/1411  
606/181  
 6,001,082 A \* 12/1999 Dair ..... A61M 5/31525  
604/187



(56)

**References Cited**

U.S. PATENT DOCUMENTS

D708,317 S \* 7/2014 Schneider ..... D24/113  
D714,932 S \* 10/2014 Hall ..... D24/112  
2012/0123350 A1\* 5/2012 Giambattista ..... A61M 5/2033  
604/198  
2013/0253560 A1\* 9/2013 Shima ..... A61B 5/1411  
606/181  
2014/0288513 A1\* 9/2014 Slemmen ..... A61M 5/3243  
604/263

2014/0330216 A1\* 11/2014 Weaver ..... A61M 5/31513  
604/198  
2014/0364812 A1\* 12/2014 Lumme ..... A61M 5/2033  
604/198  
2015/0080807 A1\* 3/2015 Schneider ..... A61M 5/20  
604/189  
2015/0174335 A1\* 6/2015 Roervig ..... A61M 5/20  
604/198  
2015/0273162 A1\* 10/2015 Holmqvist ..... A61M 5/2033  
604/111

\* cited by examiner




FIG. 1




FIG. 2




FIG. 3




FIG. 4




FIG. 5




FIG. 6

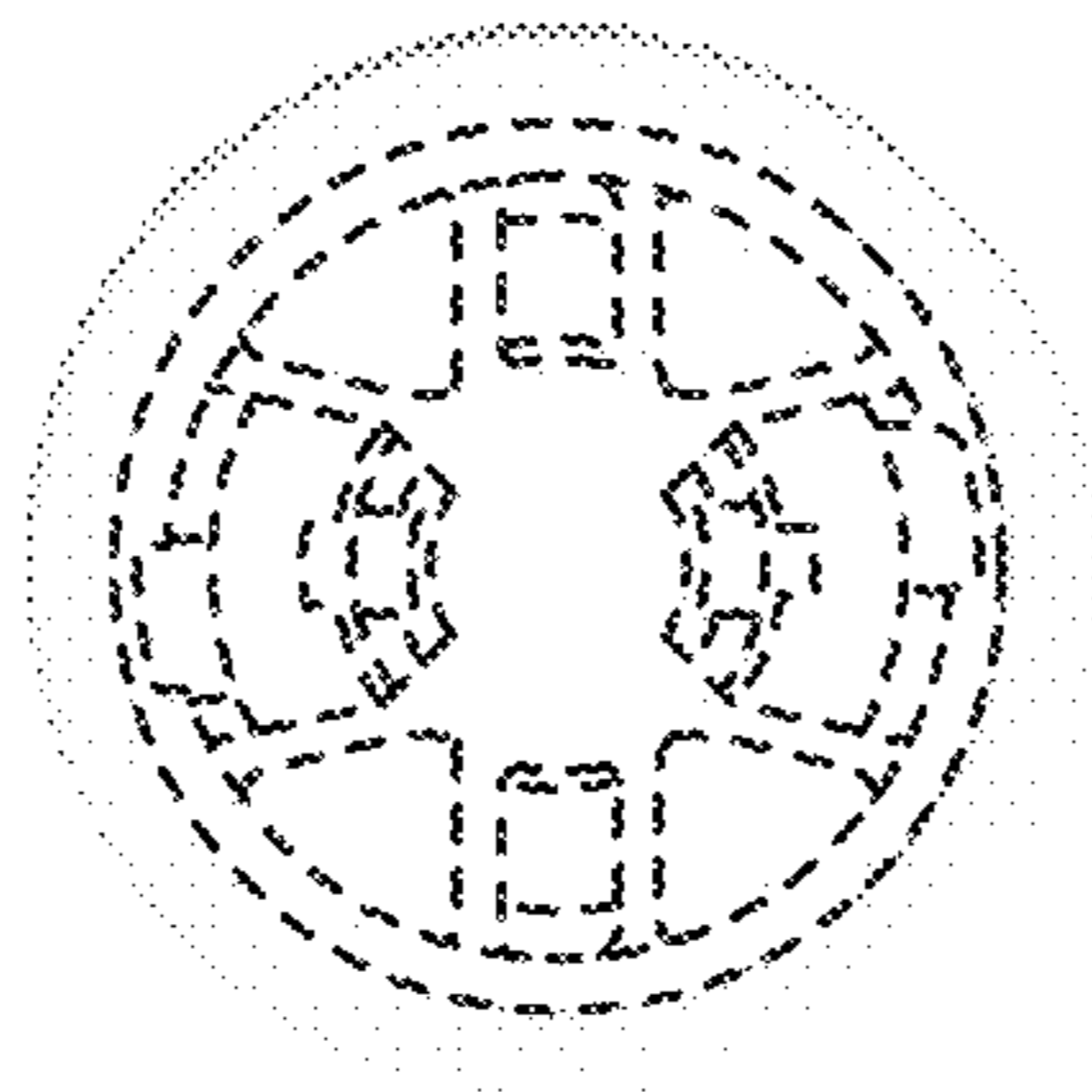


FIG. 7