



US00D770604S

(12) **United States Design Patent** (10) **Patent No.:** **US D770,604 S**
Buettner et al. (45) **Date of Patent:** **** Nov. 1, 2016**

(54) **HEATING DEVICE**

(71) Applicant: **Robert Bosch GmbH**, Stuttgart (DE)

(72) Inventors: **Christian Buettner**, Stuttgart (DE);
Markus Mottscheller, Nürnberg (DE);
Markus Turber, Stuttgart (DE); **Sven Lüdicke**, Hamburg (DE)

(73) Assignee: **Robert Bosch GmbH**, Stuttgart (DE)

(**) Term: **14 Years**

(21) Appl. No.: **29/514,725**

(22) Filed: **Jan. 15, 2015**

(30) **Foreign Application Priority Data**

Jul. 15, 2014 (EM) 002502922

(51) **LOC (10) Cl.** **23-03**

(52) **U.S. Cl.**
USPC **D23/318**

(58) **Field of Classification Search**

USPC D23/314, 315, 316, 317, 318, 319, 320,
D23/321, 322, 323, 324, 328, 329, 330, 331,
D23/332, 334, 336, 337, 338, 339, 340, 341,
D23/342, 343, 344, 345, 346, 347, 348, 349,
D23/350, 351, 352, 356, 357, 358, 361, 364,
D23/325, 333, 335, 355, 359, 386, 387, 388,
D23/389, 390, 391; D14/214, 225, 235,
D14/237, 240, 241, 255, 356, 362;
D13/184; 392/449, 465, 485, 494

CPC F24C 7/10; F24H 9/2071; F24H 9/2064;
F24H 1/06; F24H 9/2028; F24H 9/02;
F24H 9/128; F24H 9/2021; F24H 9/2007;
F24H 9/0005; F24H 1/08; F24H 7/00;
F24H 4/00; F24H 2/142; H05B 3/78

See application file for complete search history.

(56) **References Cited**

U.S. PATENT DOCUMENTS

D249,684 S * 9/1978 Rams D14/214
D358,153 S * 5/1995 Jackson D13/162

(Continued)

Primary Examiner — T. Chase Nelson

Assistant Examiner — Ania Aman

(74) *Attorney, Agent, or Firm* — Maginot, Moore & Beck LLP

(57) **CLAIM**

The ornamental design for a heating device, as shown and described.

DESCRIPTION

FIG. 1 is a perspective view of a first embodiment of a heating device showing our new design;

FIG. 2 is a front elevational view showing the design for the heating device of FIG. 1;

FIG. 3 is a rear elevational view showing the design for the heating device of FIGS. 1, 8, 10, 12, 14, and 16;

FIG. 4 is a left side elevational view showing the design for the heating device of FIGS. 1, 8, 10, 12, 14, and 16;

FIG. 5 is a right side elevational view showing the design for the heating device of FIGS. 1, 8, 10, 12, 14, and 16;

FIG. 6 is a top plan view showing the design for the heating device of FIGS. 1, 8, 10, 12, 14, and 16; and

FIG. 7 is a bottom plan view showing the design for the heating device of FIGS. 1, 8, 10, 12, 14, and 16;

FIG. 8 is a perspective view of a second embodiment of a heating device showing our new design; and

FIG. 9 is a front elevational view showing the design for the heating device of FIG. 8;

FIG. 10 is a perspective view of a third embodiment of a heating device showing our new design; and

FIG. 11 is a front elevational view showing the design for the heating device of FIG. 10;

FIG. 12 is a perspective view of a fourth embodiment of a heating device showing our new design; and

FIG. 13 is a front elevational view showing the design for the heating device of FIG. 12;

FIG. 14 is a perspective view of a fifth embodiment of a heating device showing our new design; and

FIG. 15 is a front elevational view showing the design for the heating device of FIG. 14;

FIG. 16 is a perspective view of a sixth embodiment of a heating device showing our new design; and,

FIG. 17 is a front elevational view showing the design for the heating device of FIG. 16.

The broken lines shown in the drawings illustrate portions of the heating device that form no part of the claimed design.

1 Claim, 17 Drawing Sheets



(56)

References Cited

U.S. PATENT DOCUMENTS

D397,115 S *	8/1998	Gremchuck	D14/214	D741,293 S *	10/2015	Baird	D14/214
6,389,226 B1 *	5/2002	Neale	F24H 1/102 392/485	D745,128 S *	12/2015	Farone	D23/355
D496,924 S *	10/2004	Salyer	D14/214	9,316,408 B2 *	4/2016	Justus	F24H 1/06
7,046,922 B1 *	5/2006	Sturm	F24H 9/2028 392/465	2006/0088302 A1 *	4/2006	Sturm	F24H 9/2028 392/480
D547,849 S *	7/2007	Francisquini	D23/351	2009/0229540 A1 *	9/2009	Chang	F24H 1/0009 122/17.1
D616,536 S *	5/2010	Lee	D23/318	2010/0290765 A1 *	11/2010	Lee	F24H 3/0411 392/485
D619,236 S *	7/2010	Schlag	D23/351	2011/0048237 A1 *	3/2011	Ahn	F24F 6/06 96/223
D621,019 S *	8/2010	Kim	D23/356	2011/0253068 A1 *	10/2011	Iskrenovic	F24H 1/225 122/4 R
D621,490 S *	8/2010	Schmidt	D23/319	2012/0031387 A1 *	2/2012	Sharpe	F23G 5/50 126/58
D628,979 S *	12/2010	Yagi	D14/214	2012/0060772 A1 *	3/2012	Roy	F23N 1/002 122/14.2
D641,460 S *	7/2011	Choi	D23/318	2012/0079995 A1 *	4/2012	Jacques	F24H 9/148 122/19.2
D644,627 S *	9/2011	Garrett	D14/214	2012/0275775 A1 *	11/2012	Iskrenovic	F24H 1/142 392/483
8,297,525 B1 *	10/2012	Bolivar	H05B 3/78 236/20 R	2013/0188940 A1 *	7/2013	Hacham-Yona	F24H 9/2021 392/498
8,418,832 B1 *	4/2013	Albertson	F24H 3/081 198/370.09	2014/0064716 A1 *	3/2014	Cohen	F24H 9/2021 392/441
D682,250 S *	5/2013	Mattioli	D14/172	2015/0147054 A1 *	5/2015	Green	F16K 49/002 392/449
D687,134 S *	7/2013	Lee	D23/320	2016/0060873 A1 *	3/2016	Sugatani	E04D 13/178 29/401.1
D687,768 S *	8/2013	Minamikawa	D13/107					
D694,381 S *	11/2013	Kitzke	D23/320					
D714,259 S *	9/2014	Galler	D14/221					
D721,350 S *	1/2015	Kim	D14/188					
D724,564 S *	3/2015	Davies	D14/215					
D729,762 S *	5/2015	Hu	D14/194					
D732,005 S *	6/2015	Davies	D14/215					

* cited by examiner

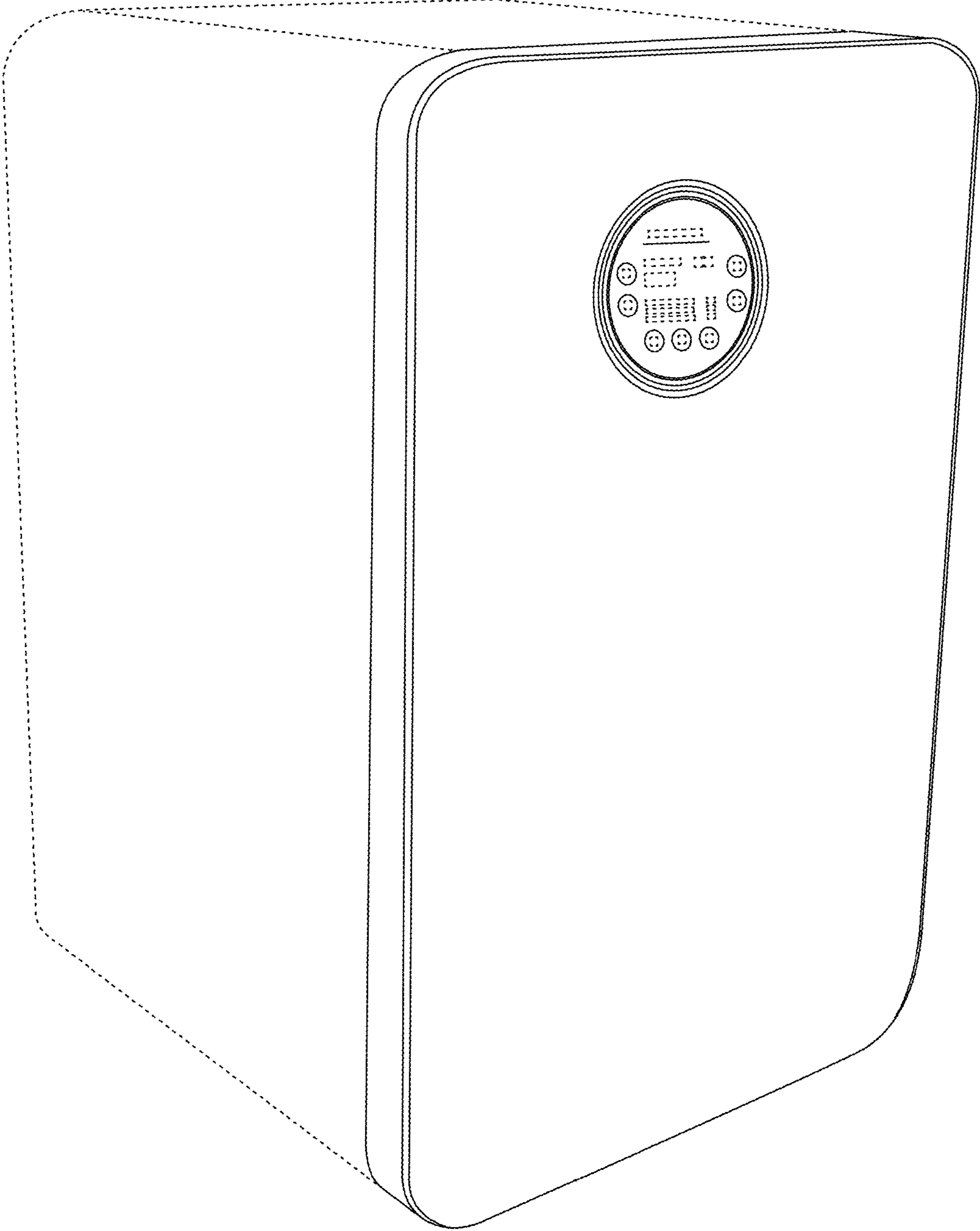


FIG. 1




FIG. 2




FIG. 3




FIG. 4




FIG. 5




FIG. 6




FIG. 7

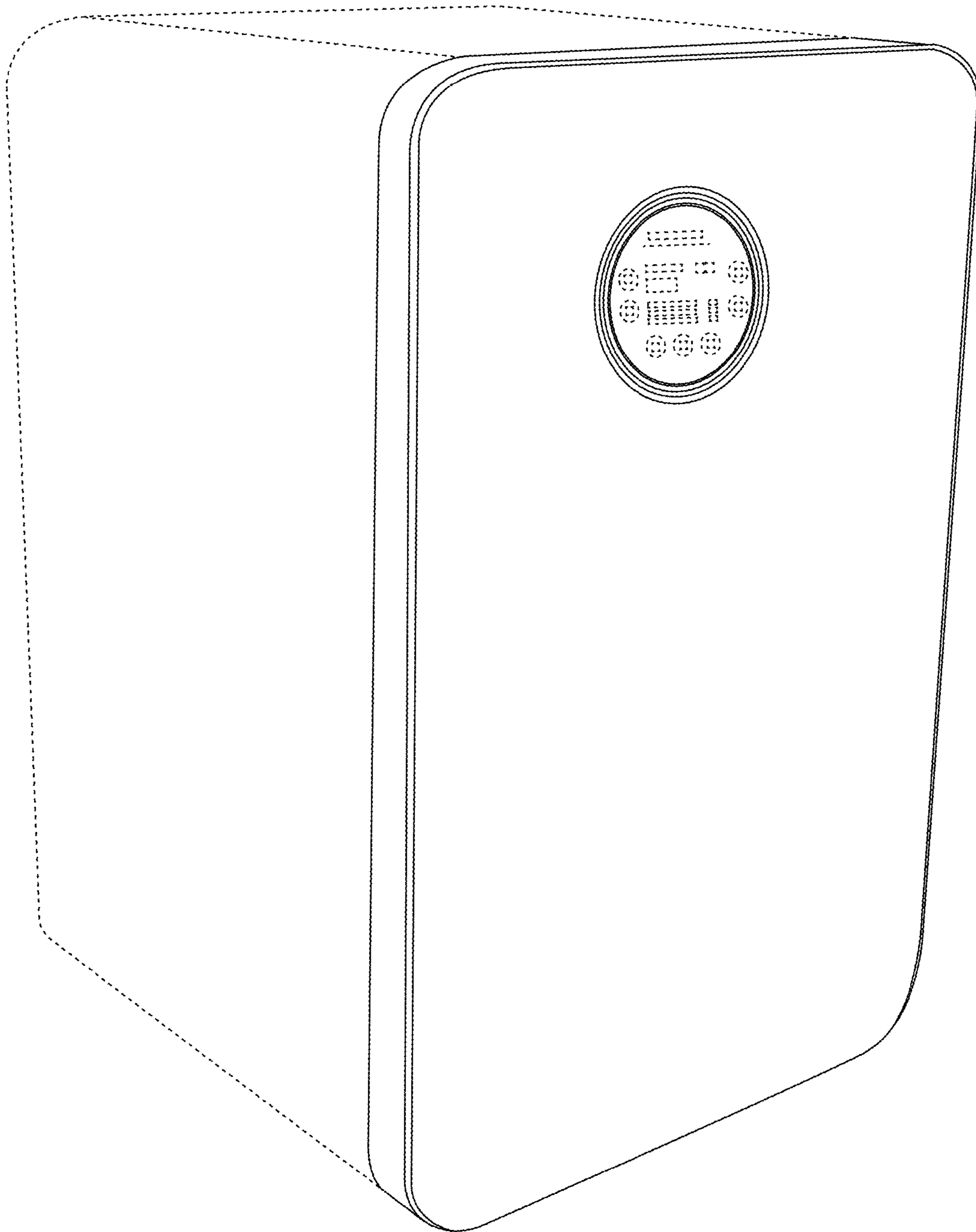


FIG. 8




FIG. 9

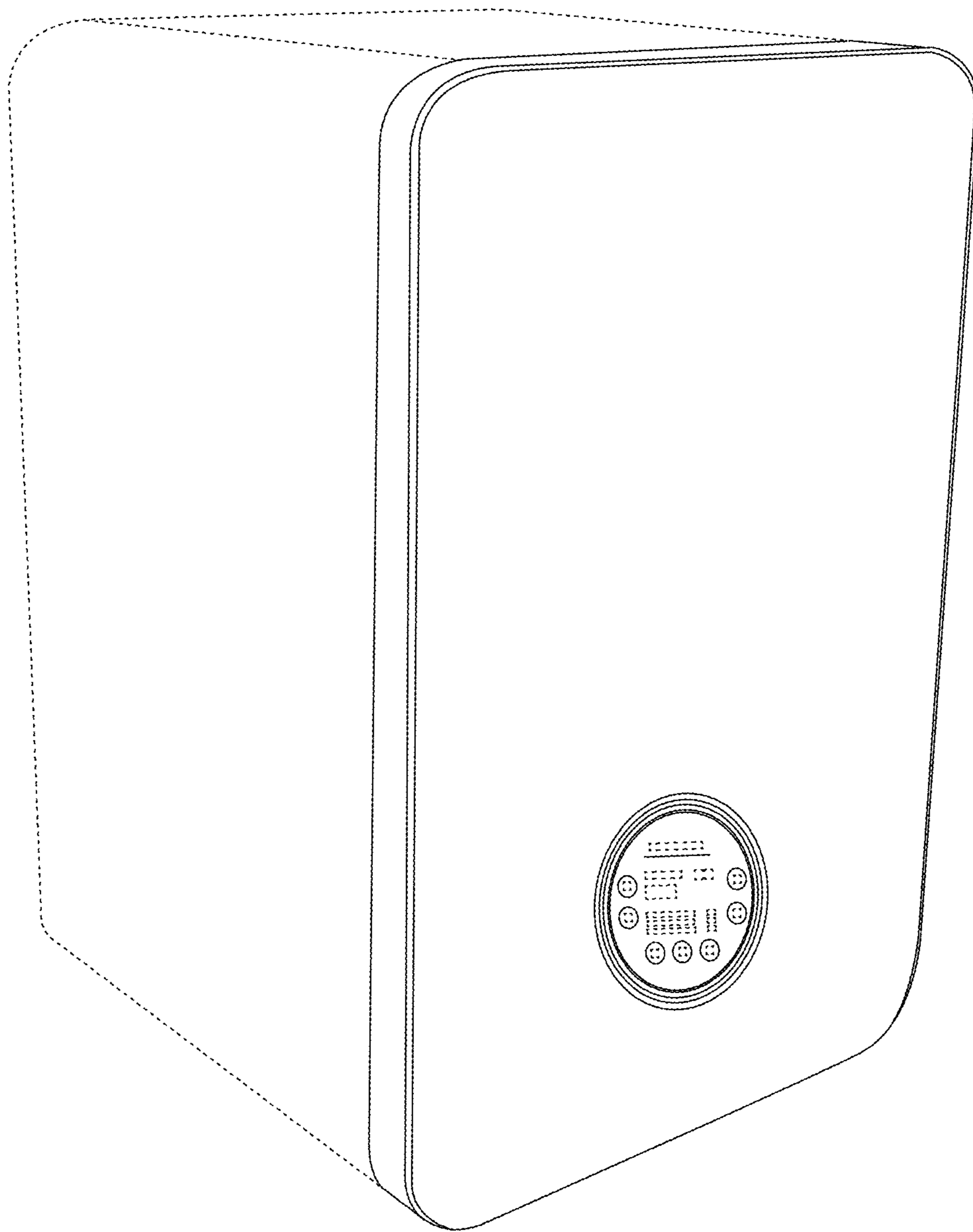


FIG. 10




FIG. 11

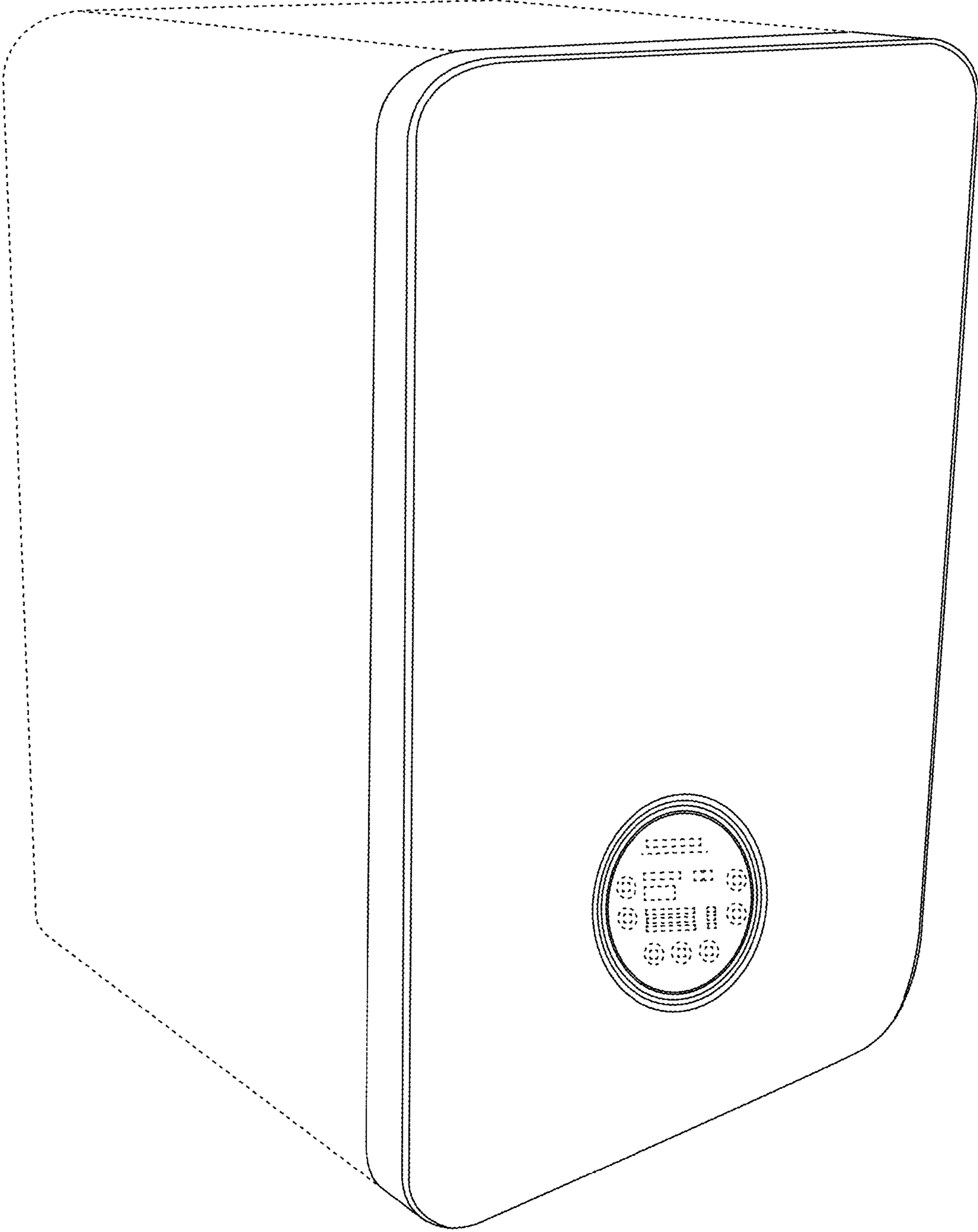


FIG. 12




FIG. 13

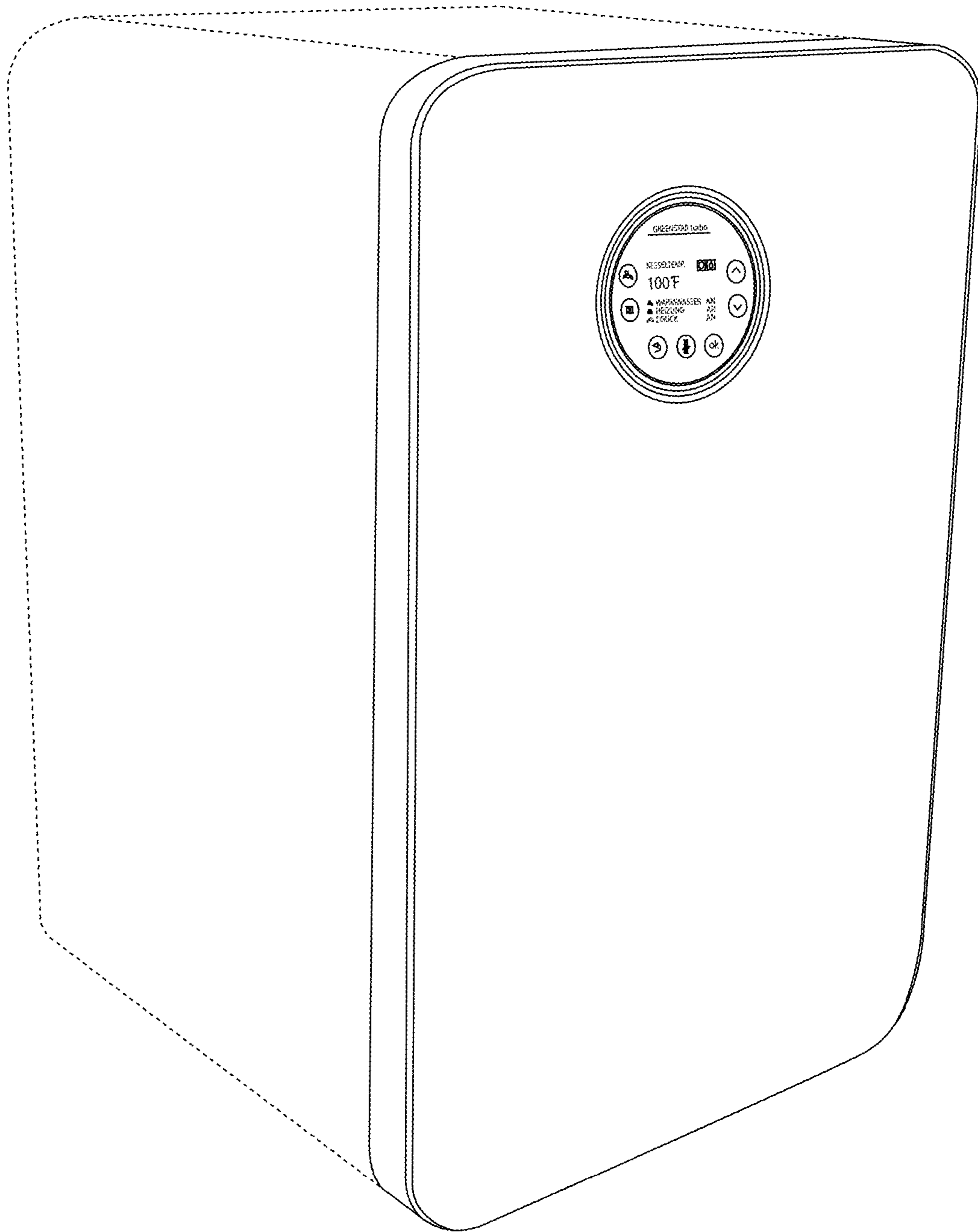


FIG. 14




FIG. 15

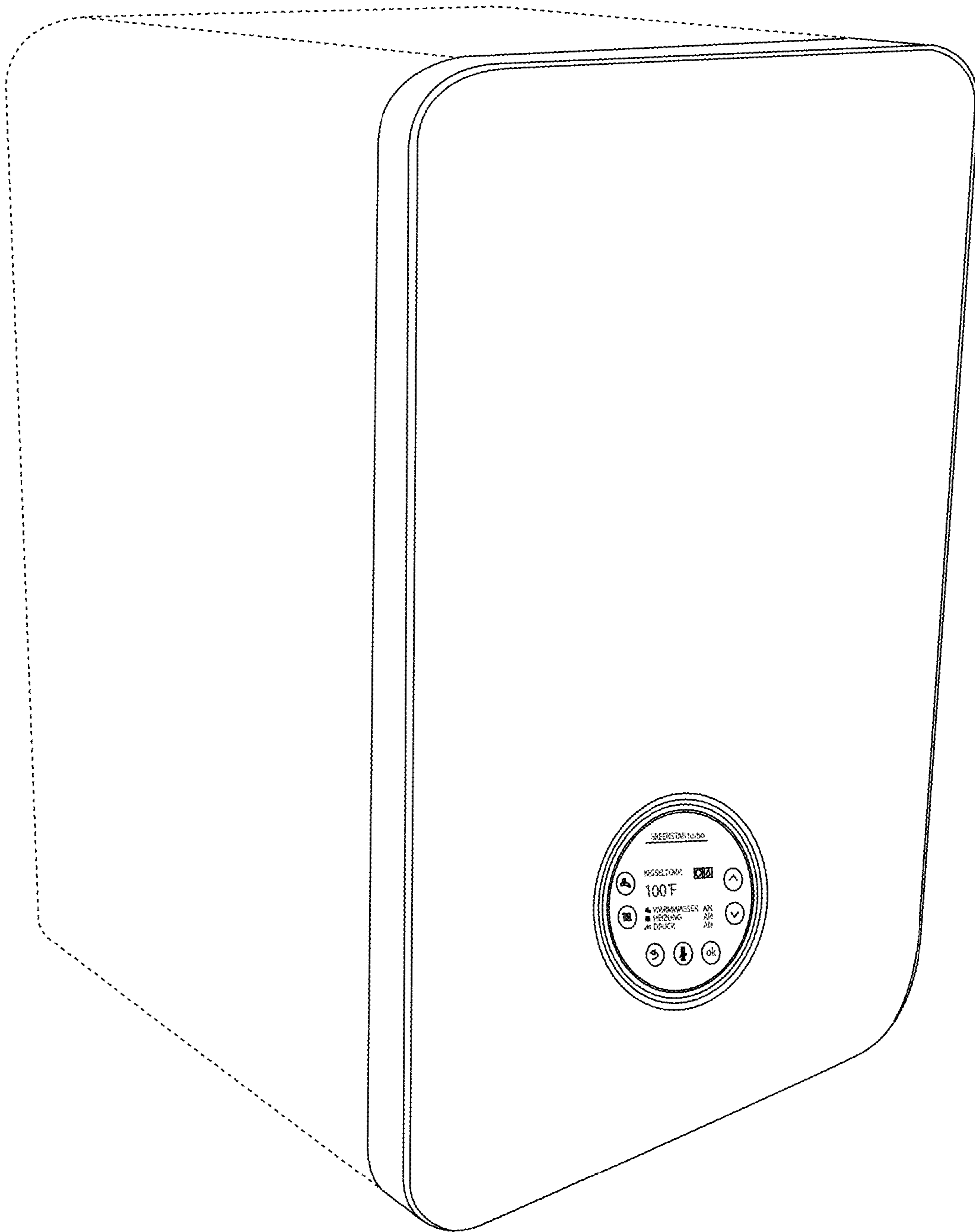


FIG. 16




FIG. 17