



US00D770602S

(12) **United States Design Patent**
Ealer, Sr.

(10) **Patent No.:** **US D770,602 S**

(45) **Date of Patent:** **** Nov. 1, 2016**

(54) **GUTTER COVER**

(71) Applicant: **James E. Ealer, Sr.**, St. Clair, MO (US)

(72) Inventor: **James E. Ealer, Sr.**, St. Clair, MO (US)

(73) Assignee: **E-Z Products LLC**, St Clair, MO (US)

(**) Term: **14 Years**

(21) Appl. No.: **29/516,992**

(22) Filed: **Feb. 9, 2015**

Related U.S. Application Data

(63) Continuation-in-part of application No. 14/184,972, filed on Feb. 20, 2014, now abandoned.

(51) **LOC (10) Cl.** **23-01**

(52) **U.S. Cl.**

USPC **D23/267**

(58) **Field of Classification Search**

USPC D23/259–266, 269, 267, 268

CPC ... E04D 13/04; E04D 13/064; E04D 13/076;

E04D 13/0725; E04D 13/0762; E04D

13/0685

See application file for complete search history.

(56) **References Cited**

U.S. PATENT DOCUMENTS

2,175,521	A	10/1939	Fry	
2,209,741	A	7/1940	Sullivan et al.	
2,219,953	A	10/1940	Fry	
4,907,381	A	3/1990	Ealer	
5,095,666	A	3/1992	Williams, Jr.	
5,842,311	A *	12/1998	Morin	E04D 13/076 52/12
5,893,240	A *	4/1999	Ealer, Sr.	E04D 13/076 248/48.2
6,151,837	A *	11/2000	Ealer, Sr.	E04D 13/076 52/11
6,968,651	B2	11/2005	Bergeron	
D523,538	S *	6/2006	Brochu	D23/267
7,104,012	B1	9/2006	Bayram	
7,650,720	B2 *	1/2010	Ealer, Sr.	E04D 13/076 210/498

7,765,742 B2 * 8/2010 Ealer, Sr. E04D 13/076
52/11

D623,279 S * 9/2010 Joly, Jr. D23/267

7,891,142 B1 2/2011 Ealer, Sr.

D638,920 S * 5/2011 Ealer, Sr. D23/267

7,950,187 B2 5/2011 Ianelli

D651,292 S * 12/2011 Geers D23/267

8,146,218 B1 * 4/2012 Ealer, Sr. E04D 13/076
29/6.1

D659,226 S * 5/2012 Weber D23/267

D672,016 S * 12/2012 Walker D23/267

8,322,082 B2 * 12/2012 Neumann E04D 13/076
248/48.1

8,434,269 B1 * 5/2013 Brochu E04D 13/076
52/12

D683,827 S * 6/2013 Ealer, Sr. D23/267

8,578,658 B2 * 11/2013 Snell E04D 13/076
210/474

9,163,406 B1 * 10/2015 Ealer, Sr. E04D 13/076

(Continued)

Primary Examiner — Eric Goodman

Assistant Examiner — Amy Wierenga

(74) *Attorney, Agent, or Firm* — Senniger Powers LLP

(57) **CLAIM**

I claim the ornamental design for a gutter cover, as shown and described.

DESCRIPTION

FIG. 1 is a top front perspective view of a gutter cover of my design.

FIG. 2 is a left end view of the gutter cover, the right end view being a mirror image of FIG. 2.

FIG. 3 is a front view of the gutter cover.

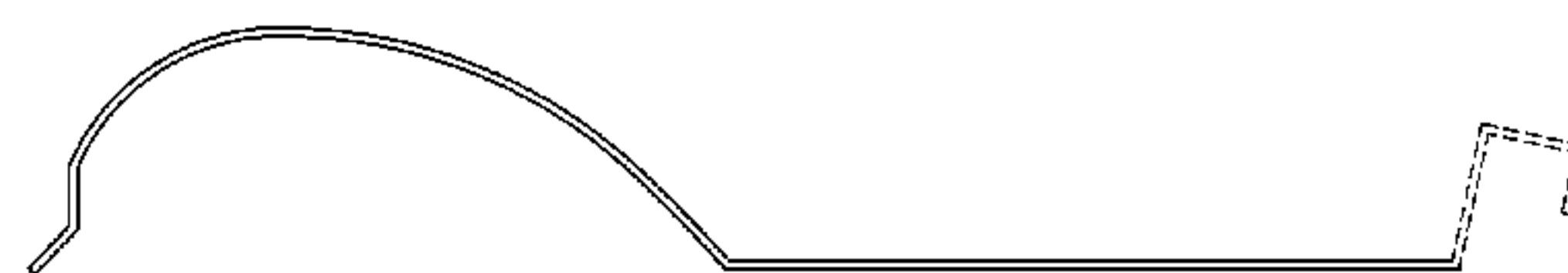
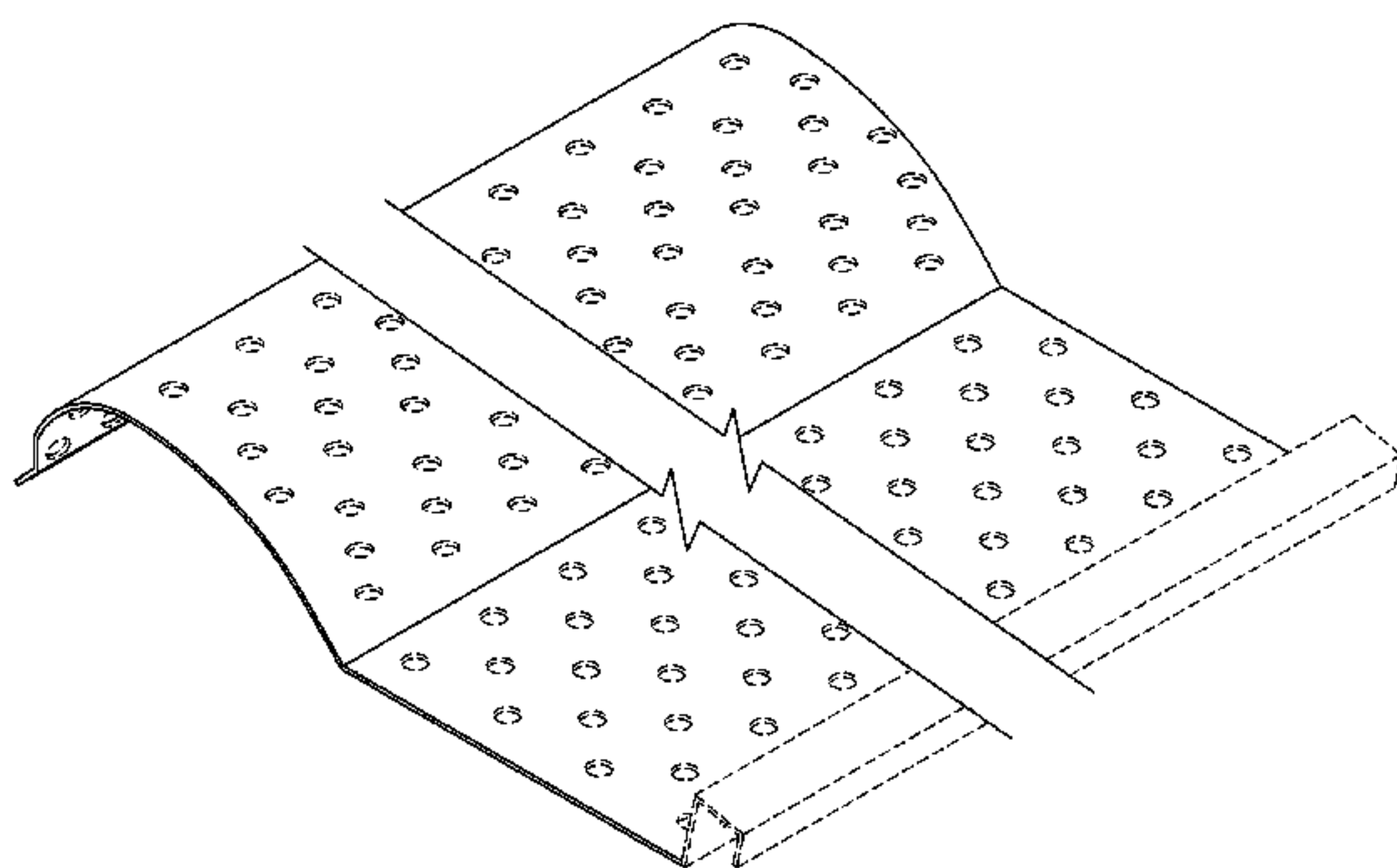
FIG. 4 is a top view of the gutter cover.

FIG. 5 is a rear view of the gutter cover; and,

FIG. 6 is a bottom view of the gutter cover.

The dashed broken line showing is included for the purpose of illustrating portions of the article that form no part of the claim. The dash-dot-dash broken line showing depicts the boundaries of the claim and form no part thereof. FIGS. 1, 3, 4, 5 and 6 are shown with a symbolic break in the gutter cover's length. Any portion of the article between the break lines forms no part of the claim.

1 Claim, 6 Drawing Sheets



US D770,602 S

Page 2

(56)

References Cited

U.S. PATENT DOCUMENTS

2006/0101722	A1*	5/2006	Ealer	E04D 13/076 52/12	2011/0041414	A1*	2/2011	Bell	E04D 13/076 52/12
2008/0127575	A1*	6/2008	Ealer	E04D 13/076 52/12	2011/0126477	A1*	6/2011	Hurn	E04D 13/076 52/12
2008/0134587	A1*	6/2008	Ealer	E04D 13/076 52/12	2011/0138698	A1*	6/2011	Neumann	E04D 13/076 52/12
2009/0019786	A1	1/2009	Bachman		2011/0185641	A1*	8/2011	Snell	E04D 13/076 52/12
2009/0108144	A1*	4/2009	Brochu	E04D 13/076 248/48.1	2012/0151849	A1	6/2012	Brochu	
					2012/0222366	A1*	9/2012	Steinberg	E04D 13/076 52/12
					2013/0091780	A1	4/2013	Robins	

* cited by examiner

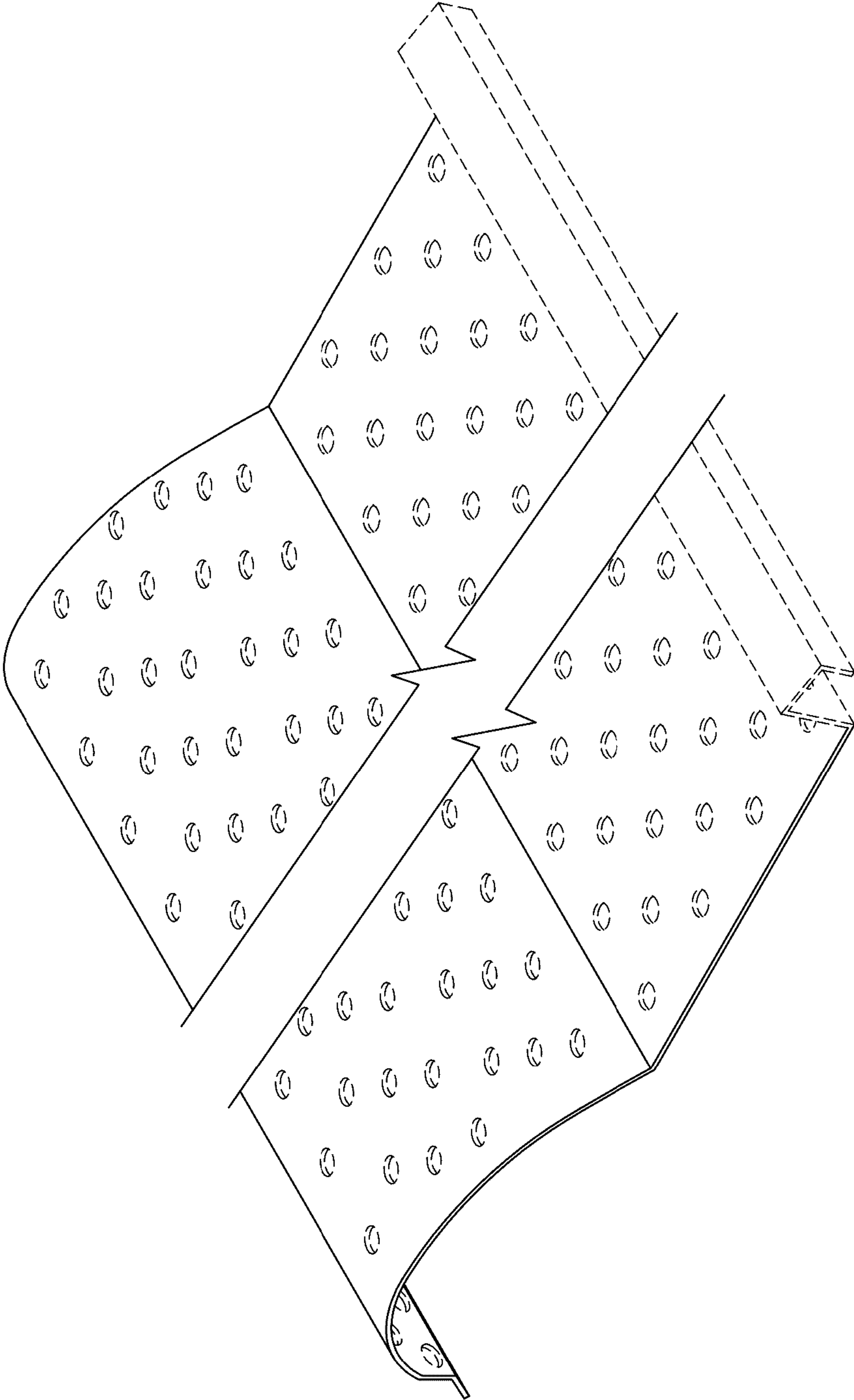


FIG. 1

FIG. 2

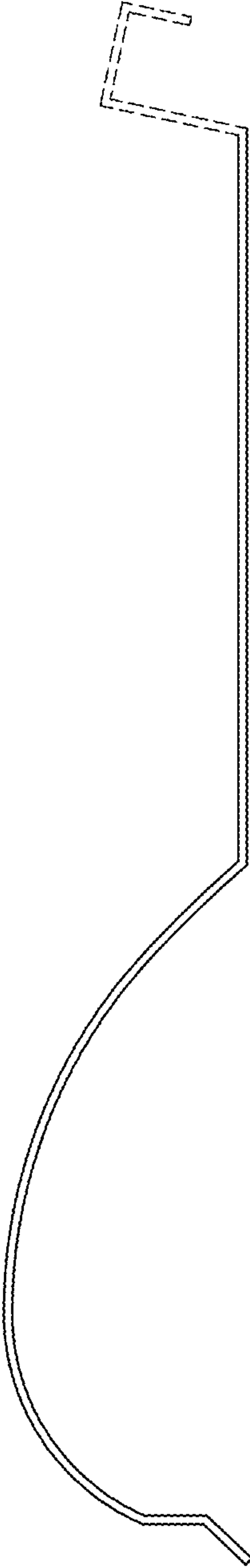
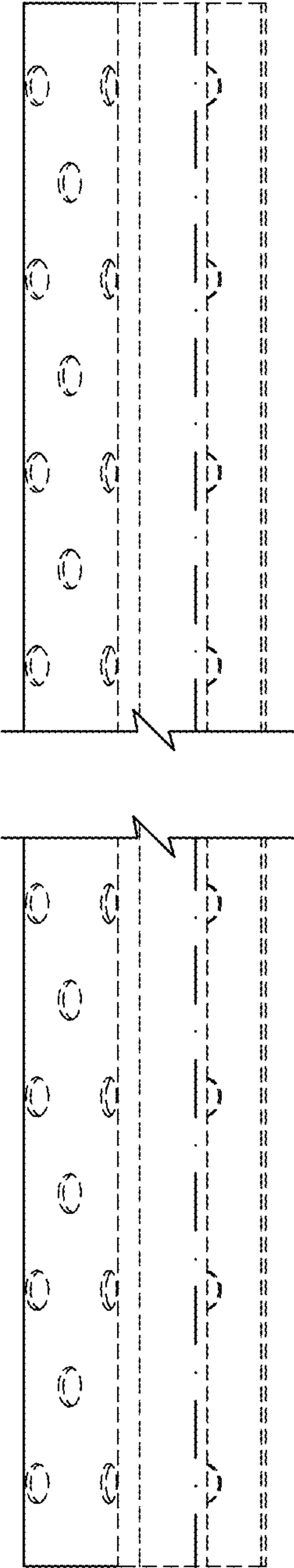


FIG. 3



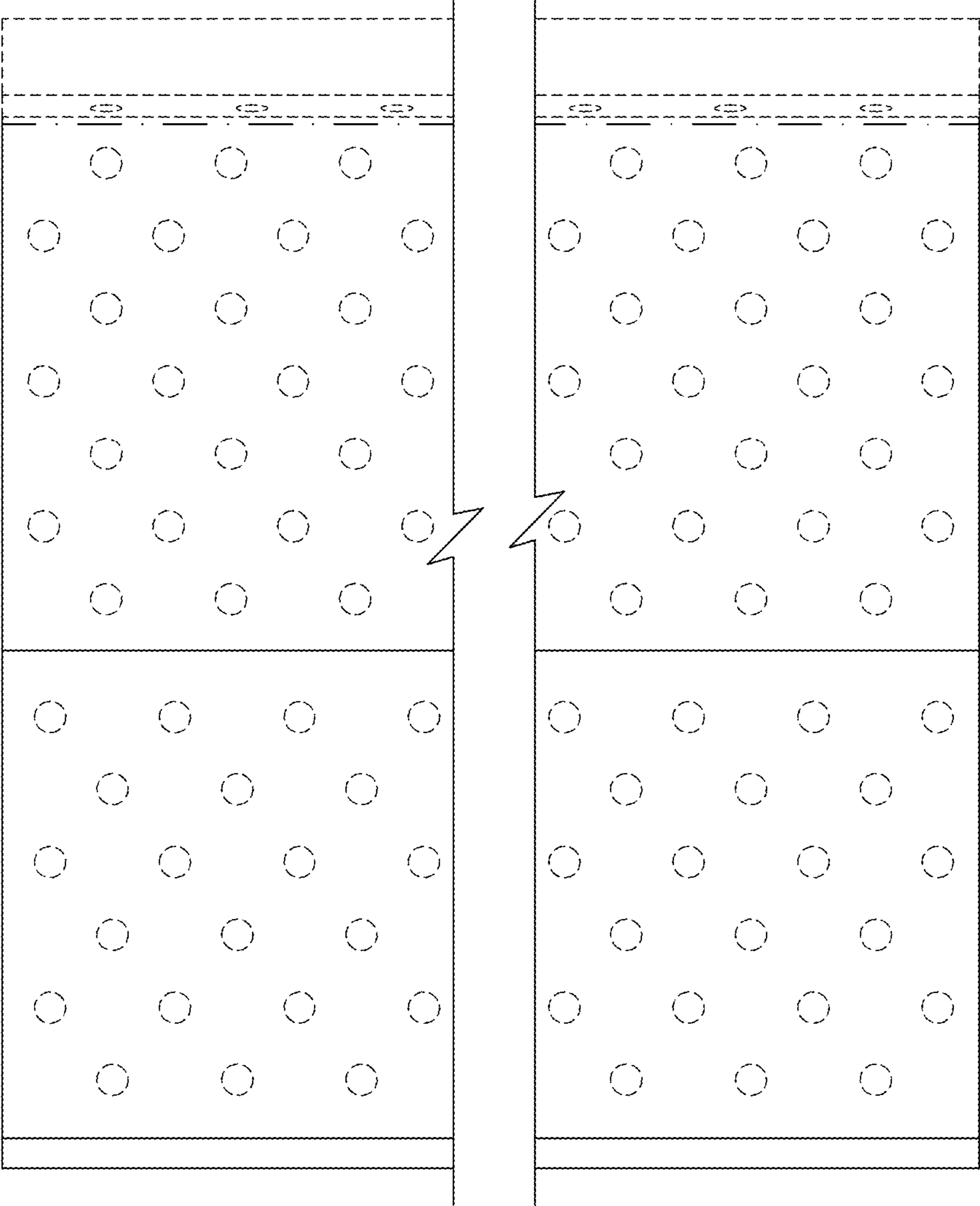


FIG. 4

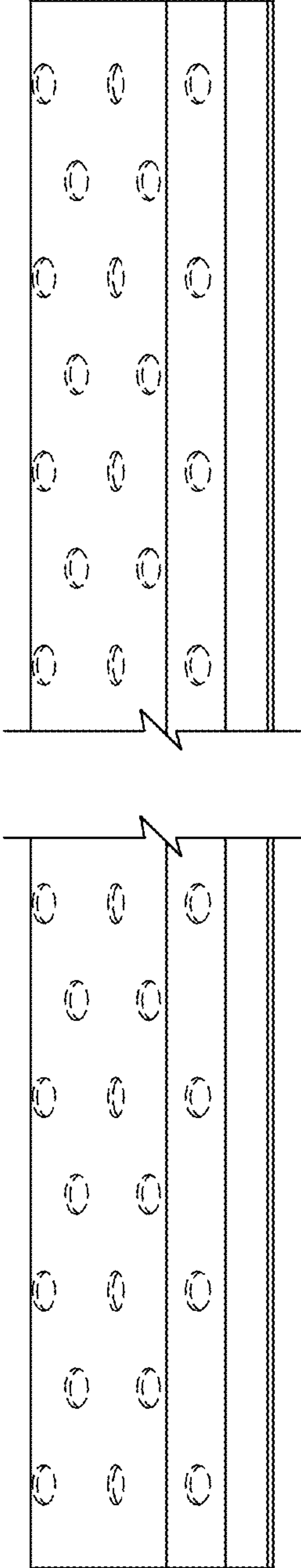


FIG. 5

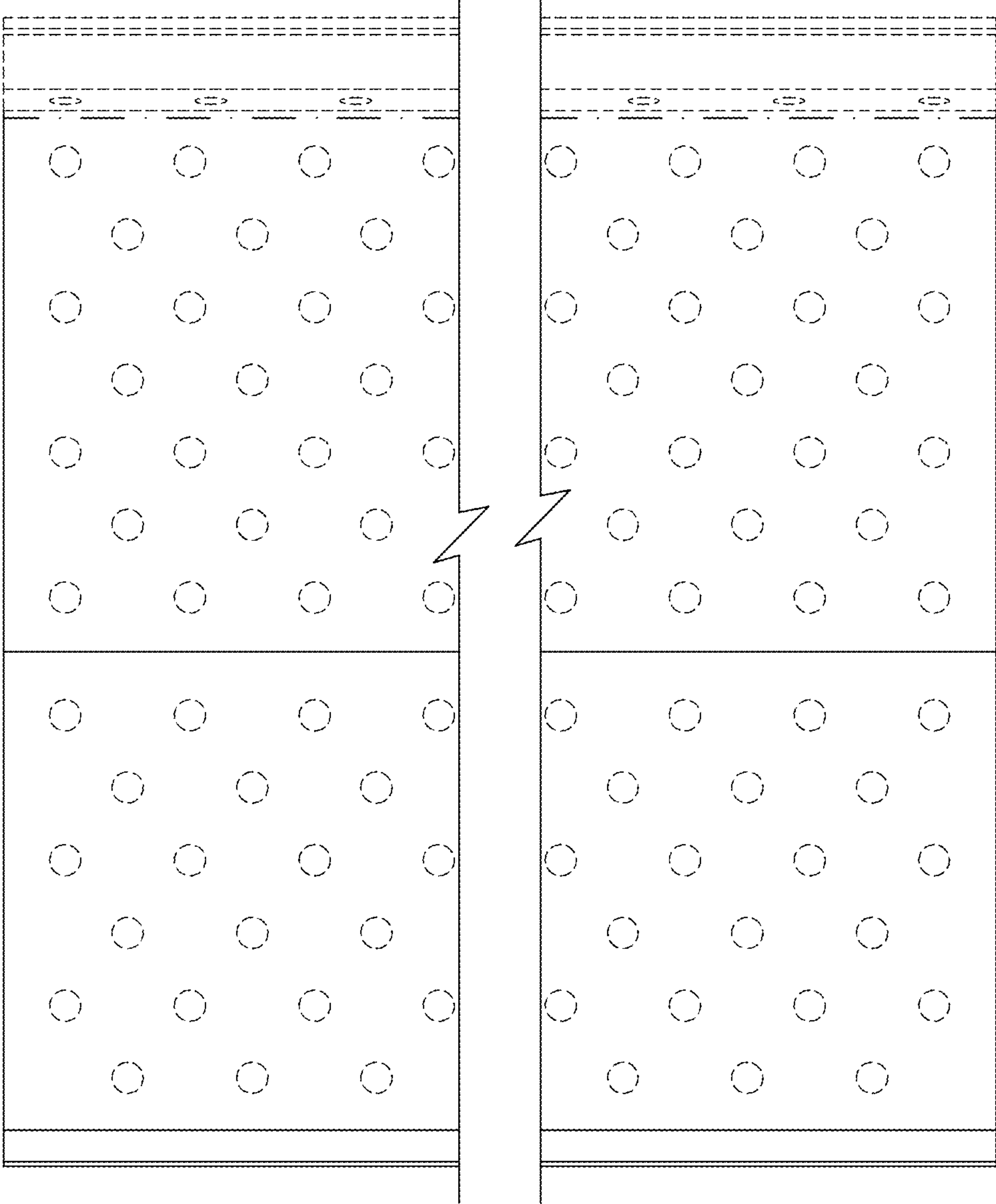


FIG. 6