



US00D770586S

(12) **United States Design Patent** (10) **Patent No.:** **US D770,586 S**
Sopel et al. (45) **Date of Patent:** **** Nov. 1, 2016**

(54) **SKATE GUARD**
(71) Applicant: **Lepos Holdings, LLC**, Wilmington, DE (US)
(72) Inventors: **Kelly Sopel**, Hinsdale, IL (US); **Brian Kono**, Wilmington, CA (US)
(73) Assignee: **LEPOS HOLDINGS, LLC**, Wilmington, DE (US)
(**) Term: **15 Years**
(21) Appl. No.: **29/550,549**
(22) Filed: **Jan. 5, 2016**

D332,000 S * 12/1992 Koethe D2/913
5,234,230 A 8/1993 Crane
D388,244 S 12/1997 Serna
5,711,092 A 1/1998 Despres
5,829,170 A 11/1998 Lutz, Jr.
D418,967 S 1/2000 Stengel
D472,041 S 3/2003 Kuerbis
6,854,200 B2 * 2/2005 Hipp A43B 3/20
280/811
D507,402 S 7/2005 Laberge
7,063,650 B1 * 6/2006 Beausoleil A63B 21/0605
482/105
D552,834 S * 10/2007 Hannah D2/946
D555,291 S * 11/2007 Danzo D29/121.2
7,316,082 B2 * 1/2008 Hernandez
Martinez-Portillo .. A43B 23/26
36/54
7,523,567 B1 * 4/2009 McClelland A43B 5/1666
36/115
D614,853 S * 5/2010 Warren D2/946
D622,057 S * 8/2010 Warren D2/946
D622,494 S * 8/2010 Warren D2/946

Related U.S. Application Data

(63) Continuation of application No. 29/481,295, filed on Feb. 4, 2014, now Pat. No. Des. 746,929, which is a continuation of application No. 29/445,069, filed on Feb. 7, 2013, now Pat. No. Des. 698,883.

(51) **LOC (10) Cl.** **21-02**
(52) **U.S. Cl.**

USPC **D21/772**
(58) **Field of Classification Search**
USPC D21/760-764, 771, 772; D2/904, 946, D2/972, 975; 280/611, 810, 811; 36/72 R, 36/115, 136
CPC A63C 3/00; A63C 3/12; A63C 13/14; A43B 5/1666; A43B 5/1675; A43B 5/1683; A43B 5/18; A43B 3/20; A43B 3/24; A43B 3/26

See application file for complete search history.

(56) **References Cited**

U.S. PATENT DOCUMENTS

3,006,086 A 10/1961 Bird, Jr.
3,068,593 A 12/1962 O'Donnell
3,082,553 A 3/1963 Wilmanns
3,271,888 A 9/1966 Graham
5,165,190 A * 11/1992 Smyth A43B 3/0078
24/712.3

(Continued)

Primary Examiner — Cynthia M Chin

(74) *Attorney, Agent, or Firm* — McAndrews, Held & Malloy, Ltd.


(57) **CLAIM**

The ornamental design for a skate guard, as shown and described.

DESCRIPTION

FIG. 1 is a front perspective view of a skate guard showing our new design;
FIG. 2 is a front side elevation view;
FIG. 3 is a rear side elevation view;
FIG. 4 is a right side elevation view;
FIG. 5 is a left side elevation view;
FIG. 6 is a top side plan view; and,
FIG. 7 is a bottom side plan view.
The dash-dot broken lines immediately adjacent the shaded areas represent the bounds of the claim and all other broken lines represent unclaimed portions of the design. None of the broken lines form a part of the claimed design.

1 Claim, 4 Drawing Sheets



(56)

References Cited

U.S. PATENT DOCUMENTS

D625,502 S * 10/2010 Brambilla D2/946
7,886,462 B2 * 2/2011 Shepherd A43B 23/26
36/114
8,109,013 B2 * 2/2012 Parrott A43B 5/1666
36/115

D691,356 S * 10/2013 Whittington D2/943
D696,499 S * 12/2013 Lehtinen D2/909
D712,131 S * 9/2014 Leleu D2/972
8,959,801 B1 * 2/2015 Siragusa, Jr. A63B 71/1225
2/22
9,220,318 B2 * 12/2015 James A43B 3/26
2003/0196351 A1 10/2003 Hipp

* cited by examiner




FIG. 1

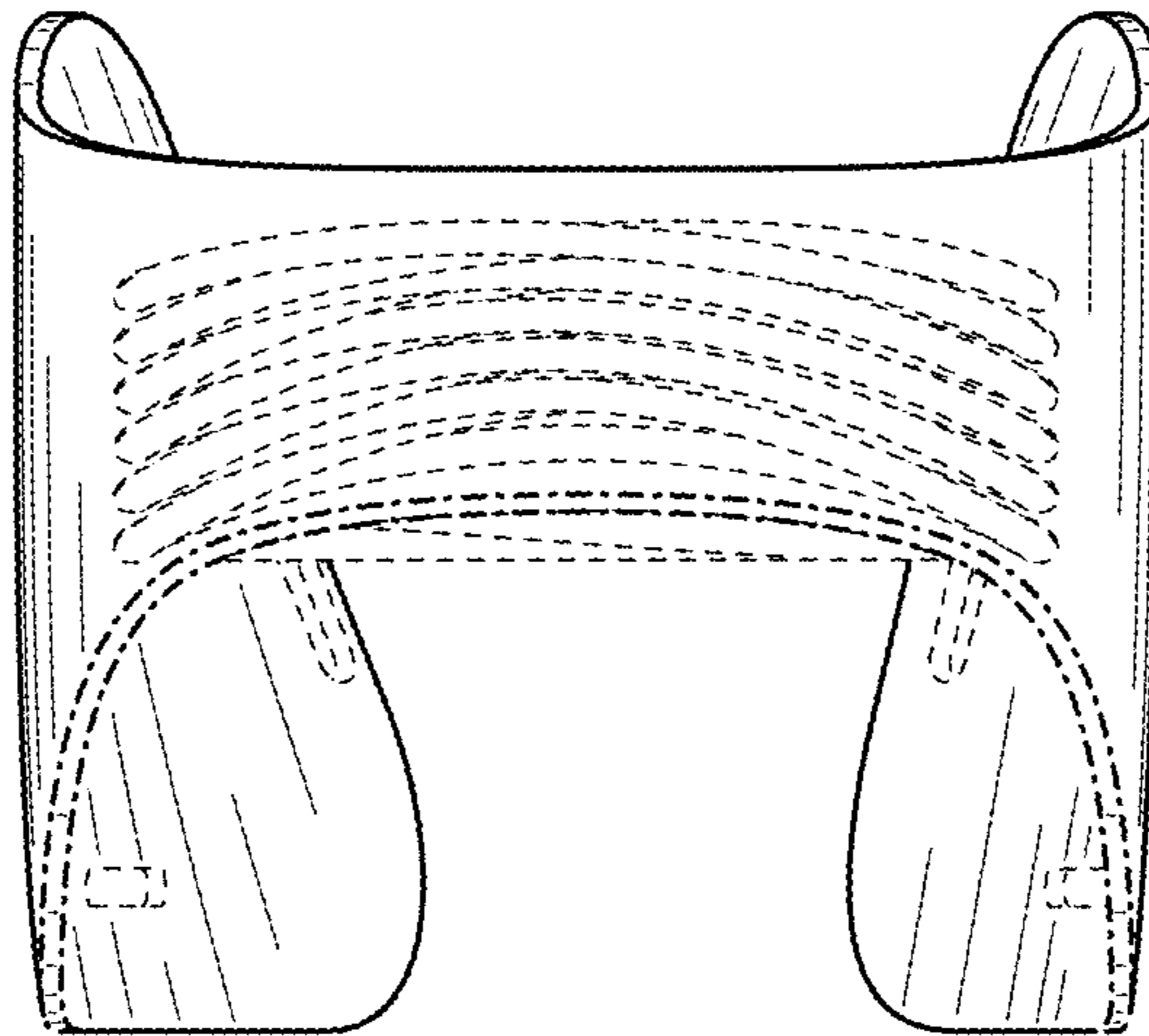


FIG. 2

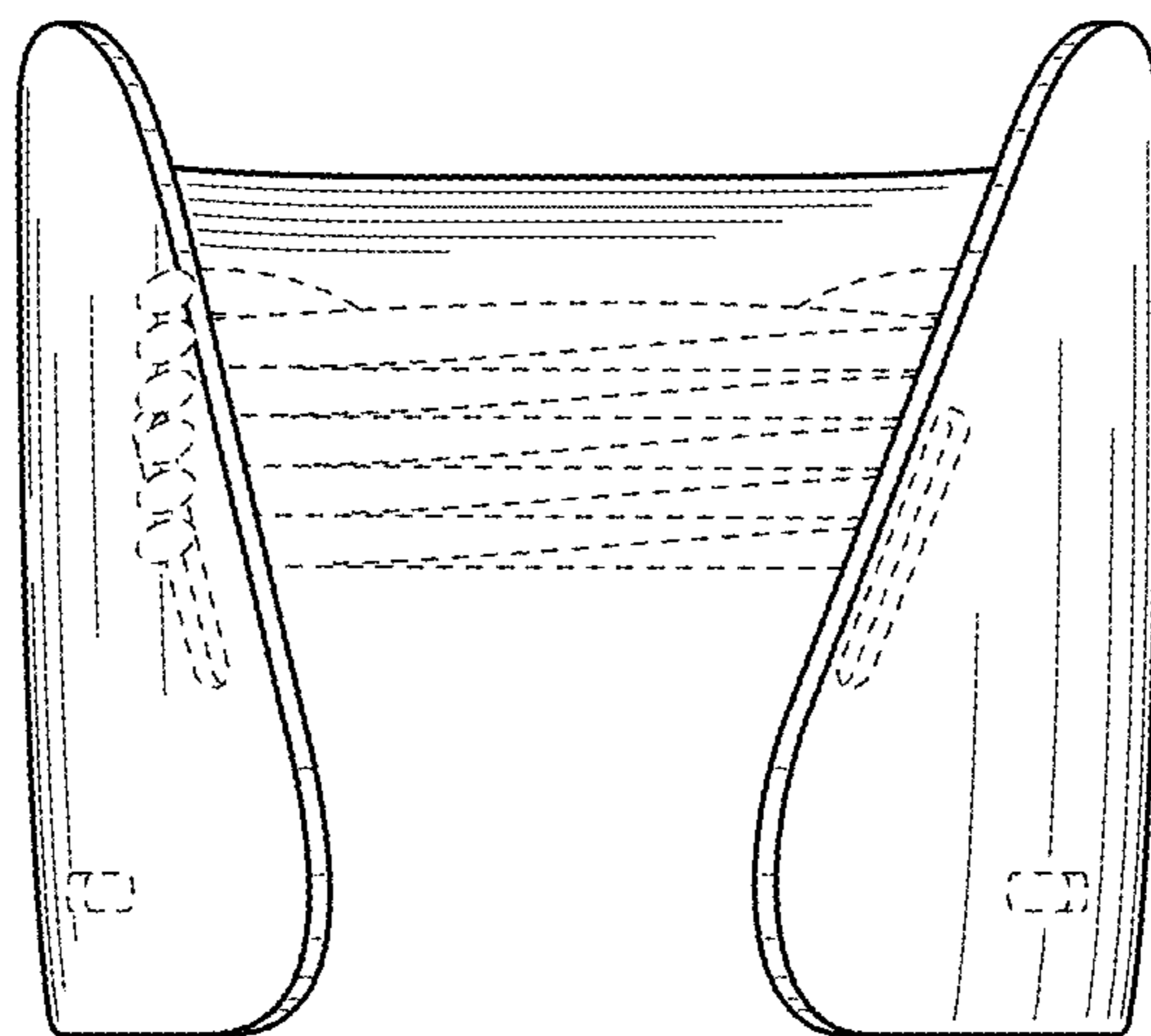


FIG. 3

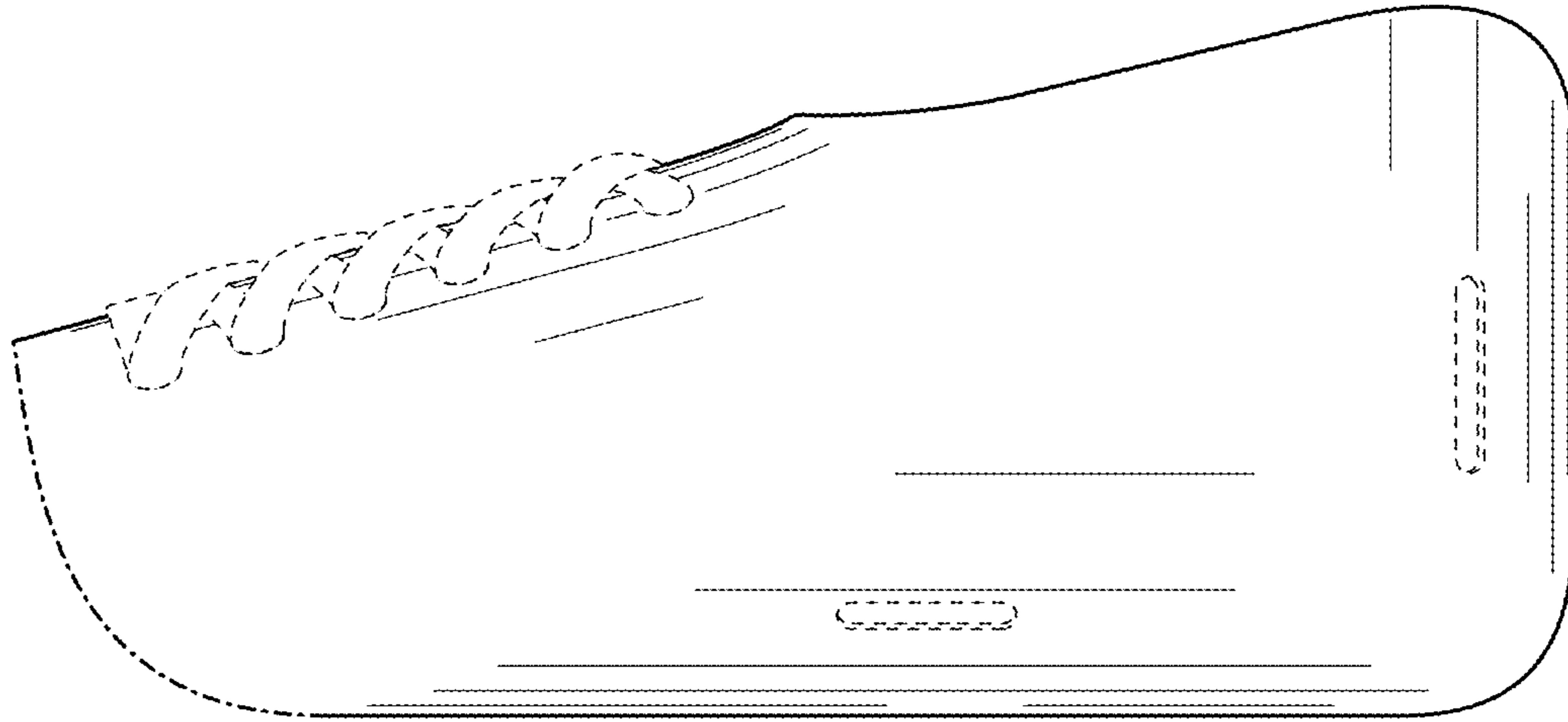


FIG. 4

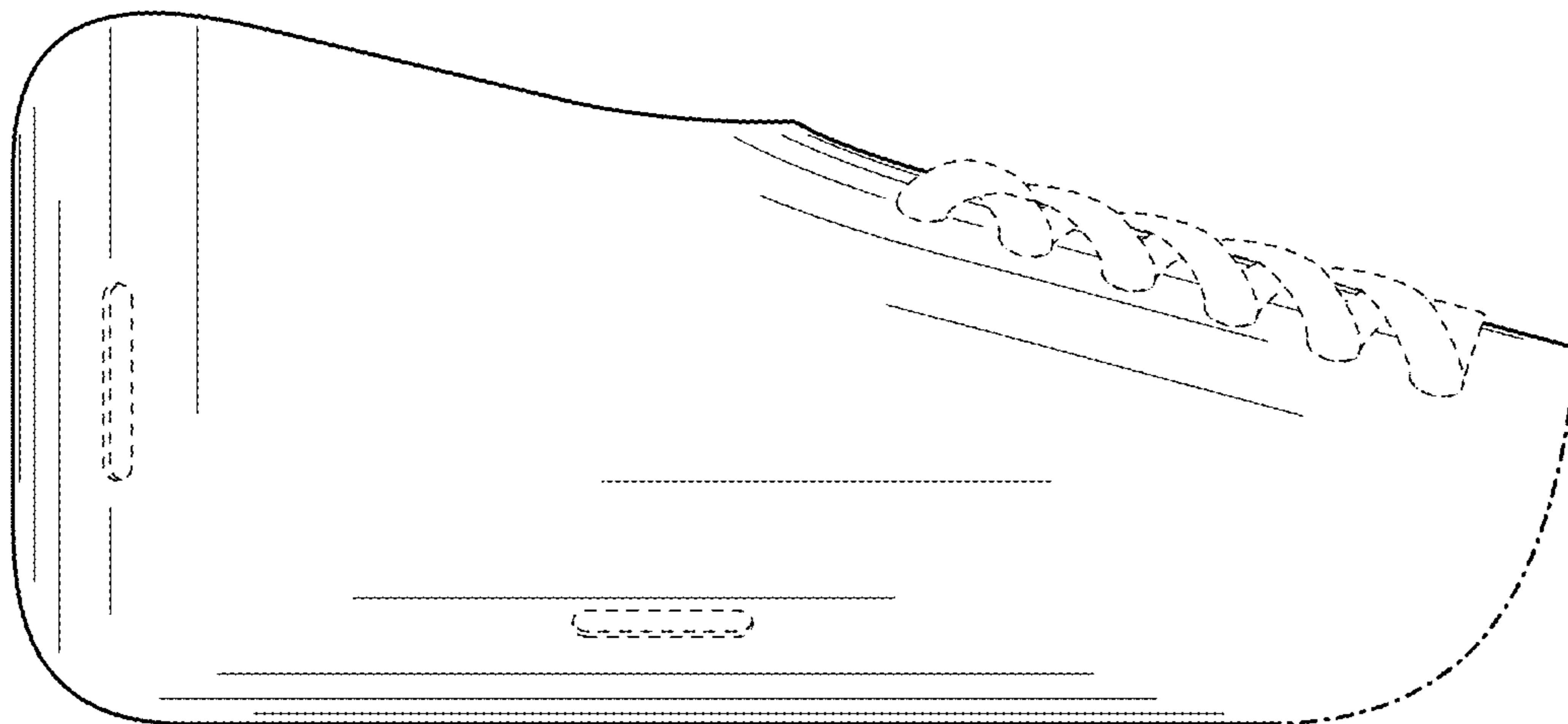


FIG. 5

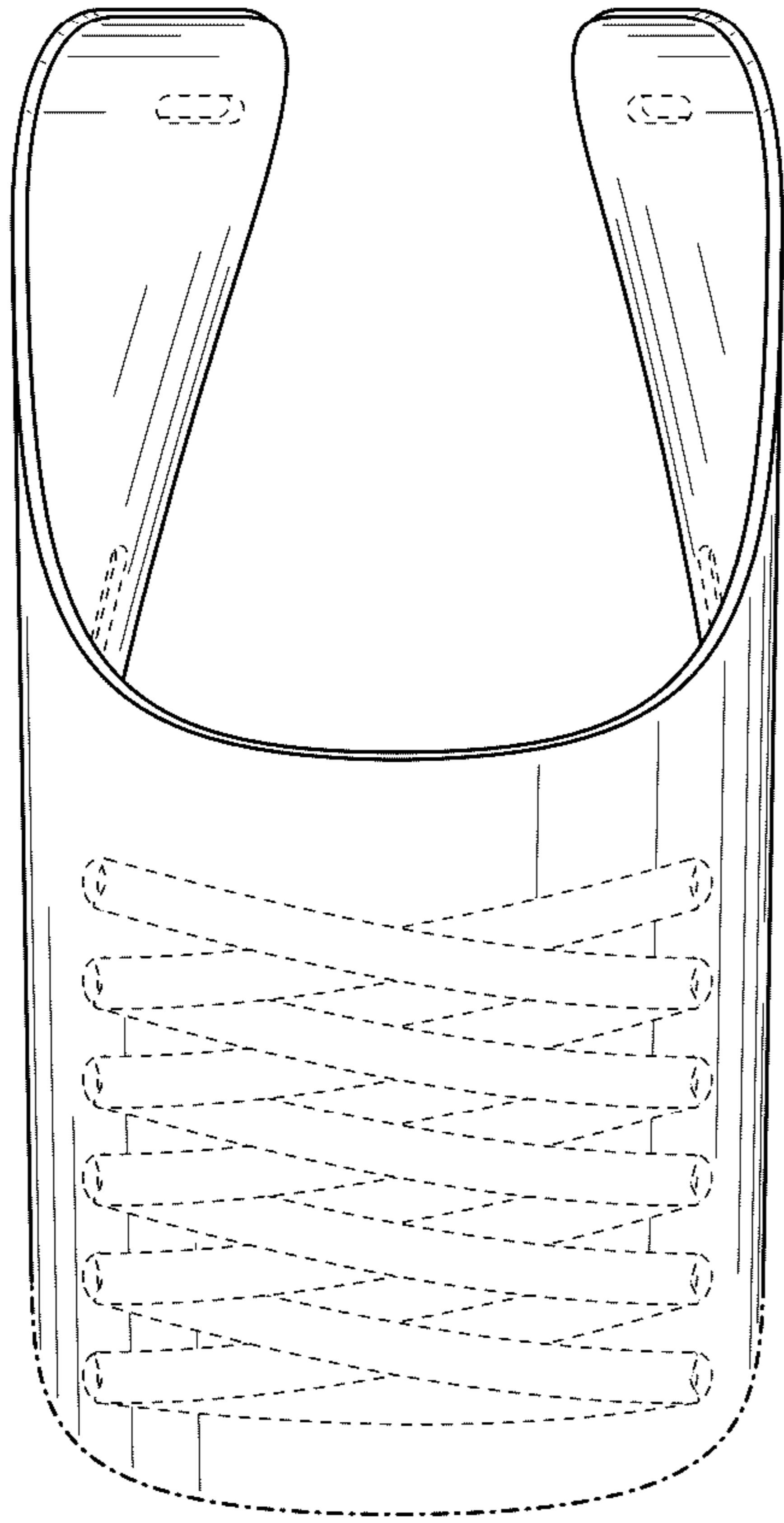


FIG. 6

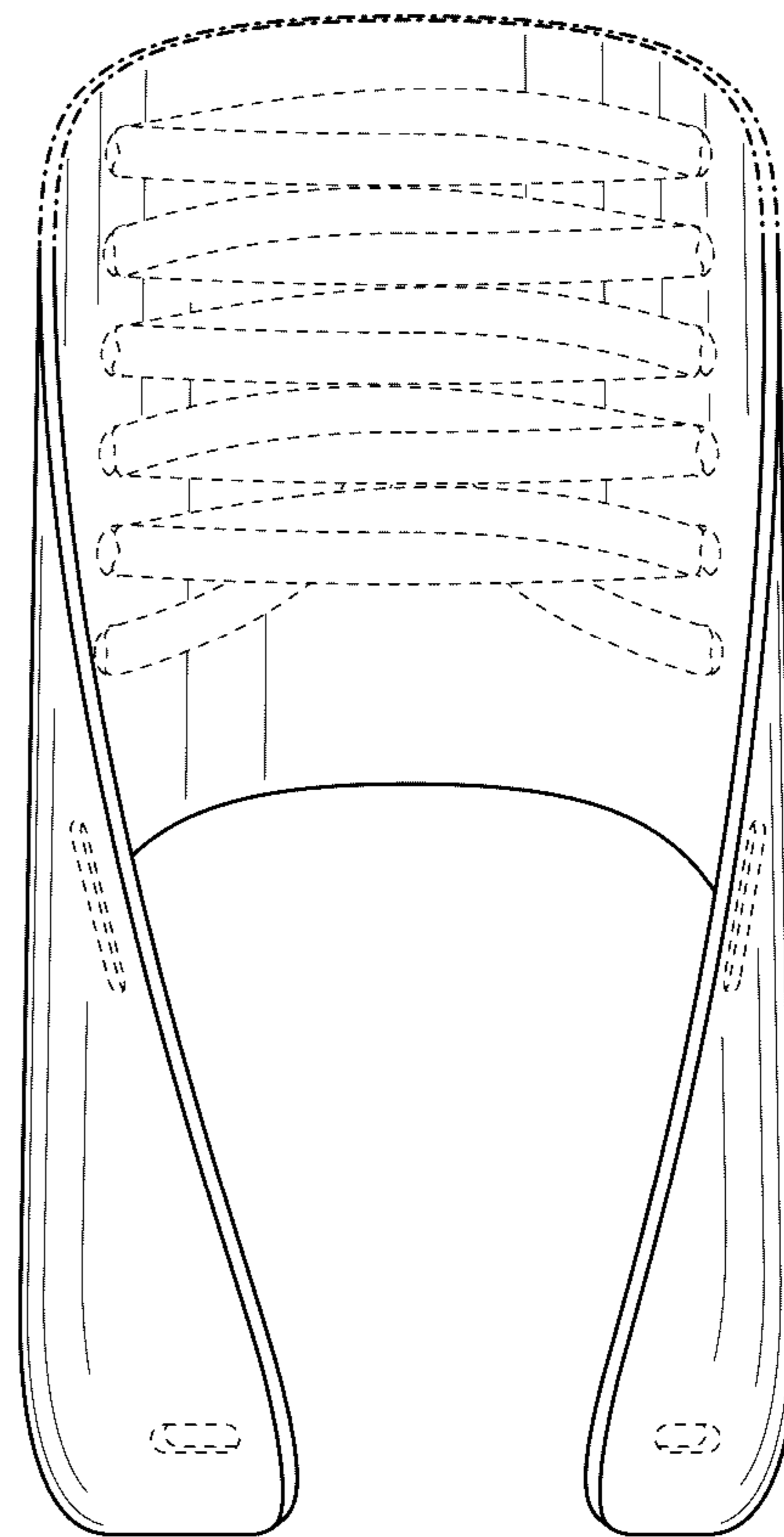


FIG. 7