



US00D770582S

(12) **United States Design Patent** (10) **Patent No.:** **US D770,582 S**
Gosselin (45) **Date of Patent:** **** Nov. 1, 2016**

(54) **GOALIE STICK**

(71) Applicant: **Sport Maska Inc.**, Montreal (CA)

(72) Inventor: **Pascal Gosselin**, Delson (CA)

(73) Assignee: **SPORT MASKA INC.**, Montreal, Quebec

(**) Term: **15 Years**

(21) Appl. No.: **29/530,189**

(22) Filed: **Jun. 15, 2015**

(51) **LOC (10) Cl.** **21-02**

(52) **U.S. Cl.**
USPC **D21/727**

(58) **Field of Classification Search**

USPC D21/727, 753, 757
CPC A63B 59/70; A63B 60/00; A63B 60/46;
A63B 2102/22; A63B 2102/24

See application file for complete search history.

(56) **References Cited**

U.S. PATENT DOCUMENTS

1,183,473 A * 5/1916 McNiece A63B 59/70
473/560
D241,758 S * 10/1976 Matilainen D21/727

(Continued)

Primary Examiner — Mitchell Siegel

(74) *Attorney, Agent, or Firm* — Norton Rose Fulbright
Canada

(57) **CLAIM**

The ornamental design for a goalie stick, as shown and described.

DESCRIPTION

FIG. 1 is a front elevational view of a goalie stick in accordance with a first embodiment of my new design.

FIG. 2 is a first side elevational view of the design of FIG. 1.

FIG. 3 is a second side elevational view of the design of FIG. 1, opposite the first side.

FIG. 4 is a rear elevational view of the design of FIG. 1.

FIG. 5 is a top plan view of the design of FIG. 1.

FIG. 6 is a bottom plan view of the design of FIG. 1.

FIG. 7 is a front elevational view of a goalie stick in accordance with a second embodiment of my new design.

FIG. 8 is a first side elevational view of the design of FIG. 7.

FIG. 9 is a second side elevational view of the design of FIG. 7, opposite the first side.

FIG. 10 is a rear elevational view of the design of FIG. 7.

FIG. 11 is a top plan view of the design of FIG. 7.

FIG. 12 is a bottom plan view of the design of FIG. 7.

FIG. 13 is a front elevational view of a goalie stick in accordance with a third embodiment of my new design.

FIG. 14 is a first side elevational view of the design of FIG. 13.

FIG. 15 is a second side elevational view of the design of FIG. 13, opposite the first side.

FIG. 16 is a rear elevational view of the design of FIG. 13.

FIG. 17 is a top plan view of the design of FIG. 13.

FIG. 18 is a bottom plan view of the design of FIG. 13.

FIG. 19 is a front elevational view of a goalie stick in accordance with a fourth embodiment of my new design.


FIG. 20 is a first side elevational view of the design of FIG. 19.

FIG. 21 is a second side elevational view of the design of FIG. 19, opposite the first side.

FIG. 22 is a rear elevational view of the design of FIG. 19.

FIG. 23 is a top plan view of the design of FIG. 19; and, FIG. 24 is a bottom plan view of the design of FIG. 19.

1 Claim, 8 Drawing Sheets



(56)

References Cited

U.S. PATENT DOCUMENTS

D244,219 S	5/1977	Poirier		D504,929 S	5/2005	Bellefleur	
D244,220 S	5/1977	De Brey		6,918,847 B2	7/2005	Gans	
4,340,224 A *	7/1982	Staats	A63B 59/70	D594,516 S	6/2009	Giblin	
			473/563	D628,665 S	12/2010	Lake	
6,033,328 A	3/2000	Bellefleur		7,931,549 B2	4/2011	Pearson	
D431,621 S *	10/2000	Pagotto	D21/727	8,602,923 B2	12/2013	Jeanneau	
D472,286 S	3/2003	King		8,801,550 B2	8/2014	Jeanneau	
D484,555 S	12/2003	Bellefleur		9,101,804 B2 *	8/2015	Brenner	A63B 59/0029
D492,375 S	6/2004	Berghash		2006/0281591 A1 *	12/2006	Wikstrom	A63B 59/70
D496,703 S *	9/2004	Gans	D21/727				473/560
D504,166 S	4/2005	Bellefleur		2012/0202625 A1 *	8/2012	McGibbon	A63B 59/70
							473/561
				2013/0045822 A1 *	2/2013	Stefan	A63B 59/70
							473/560

* cited by examiner





FIG. 1

FIG. 2



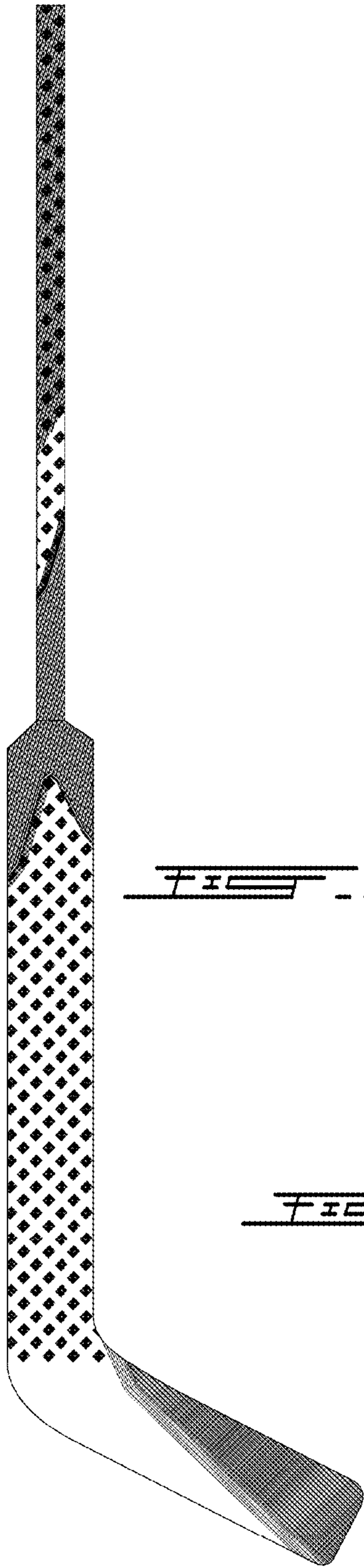


FIG. 3

FIG. 4


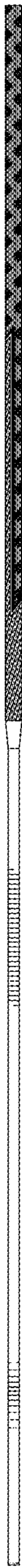


FIG. 5




FIG. 6

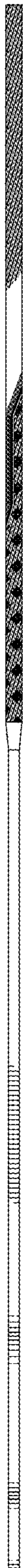


FIG. 7

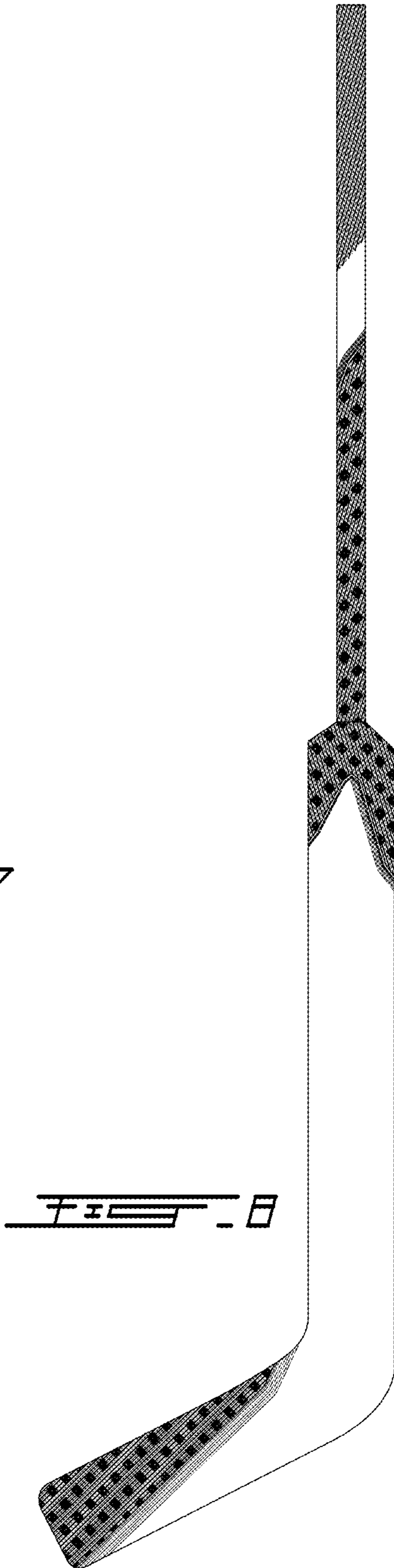

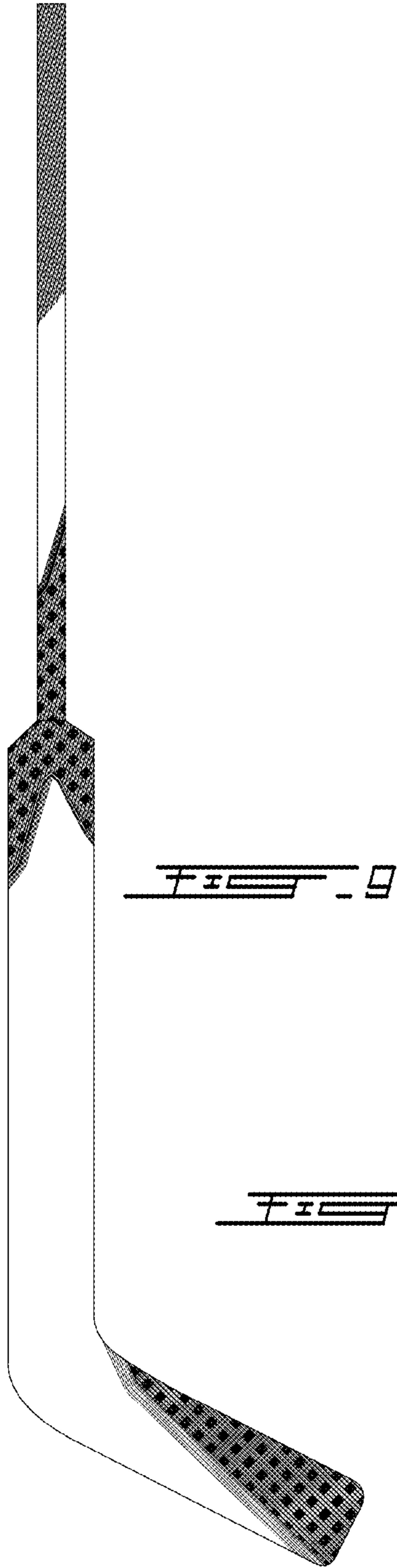


FIG. 8



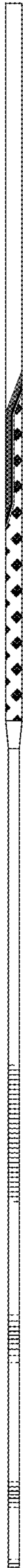
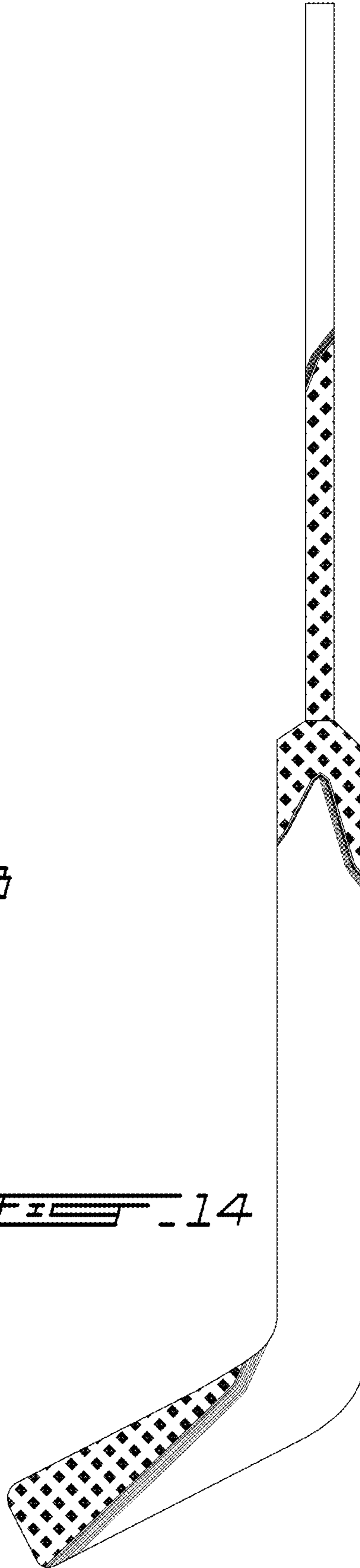


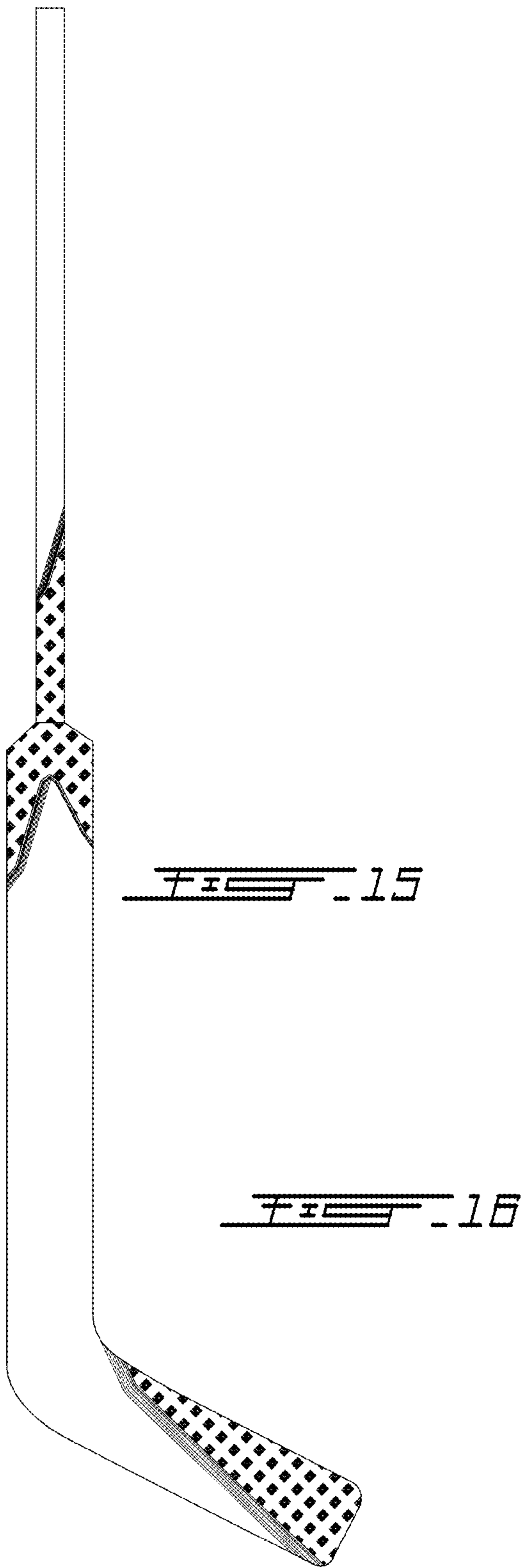


FIG. 13

FIG. 14






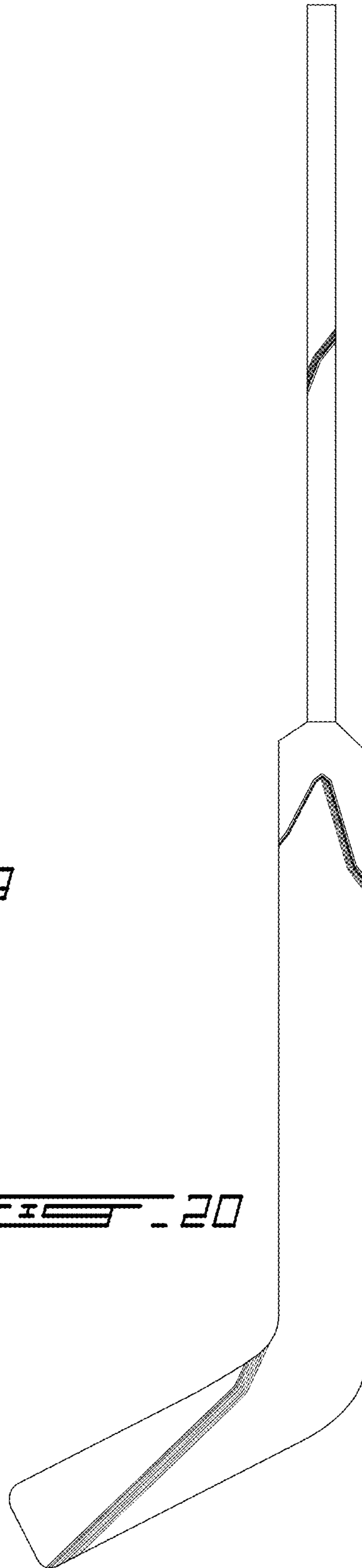


FIG. 19

FIG. 20



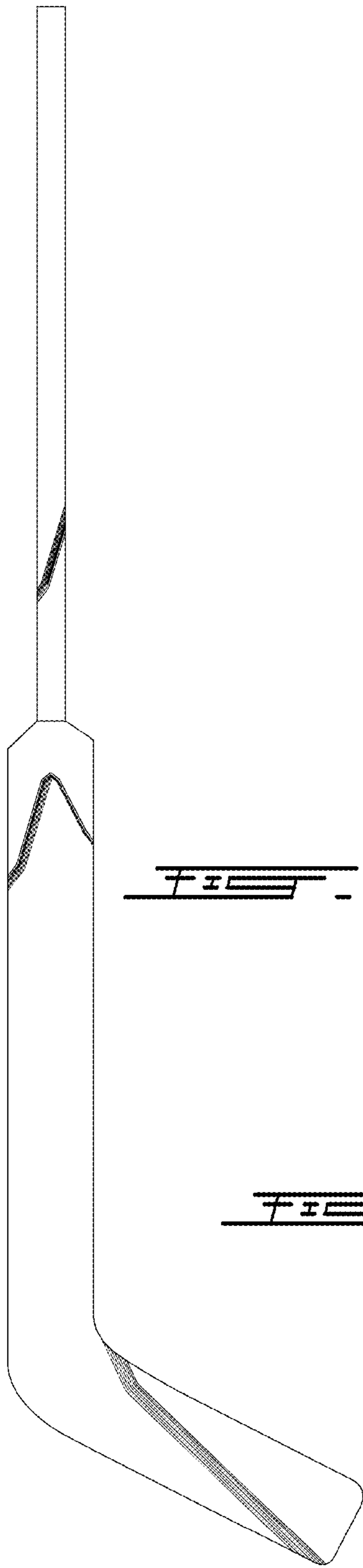


FIG. 21

FIG. 22





FIG. 23




FIG. 24