



US00D770575S

(12) **United States Design Patent**  
**Belker et al.**

(10) **Patent No.:** **US D770,575 S**  
(45) **Date of Patent:** **\*\* Nov. 1, 2016**

(54) **TOY CAR**  
(71) Applicant: **Anki, Inc.**, San Francisco, CA (US)  
(72) Inventors: **Harald Belker**, Marina Del Ray, CA (US); **Chris Keller**, Pasadena, CA (US)  
(73) Assignee: **Anki, Inc.**, San Francisco, CA (US)  
(\*\*) Term: **14 Years**

D222,161 S *	10/1971	Broadley	.....	D12/92
D436,146 S *	1/2001	Cattoni	.....	D21/548
D469,387 S *	1/2003	Ramaciotti	.....	D12/88
D527,773 S *	9/2006	Proch	.....	D21/548
D534,221 S *	12/2006	Hill	.....	D21/433
D534,222 S *	12/2006	Hill	.....	D21/433
D550,126 S *	9/2007	Amprimo	.....	D12/88
D552,513 S *	10/2007	Castriota	.....	D12/88
D576,523 S *	9/2008	Battams	.....	D12/88
D679,762 S *	4/2013	Lee	.....	D21/550
D685,862 S *	7/2013	Martino	.....	D21/533
D691,676 S *	10/2013	Bleyer	.....	D21/548
2012/0052767 A1 *	3/2012	Martino	.....	A63H 17/00 446/465

(21) Appl. No.: **29/517,027**

(22) Filed: **Feb. 9, 2015**

(51) **LOC (10) Cl.** ..... **21-01**

(52) **U.S. Cl.**  
USPC ..... **D21/549**

(58) **Field of Classification Search**  
USPC ..... D21/398, 533, 548, 549, 550, 560,  
D21/578-581; 446/154, 164, 231, 233,  
446/236-242, 265, 266, 273, 437, 462, 465,  
446/470; D12/88, 92, 108  
CPC .. A63H 17/26; A63H 17/262; A63H 17/264;  
A63H 17/266; A63H 17/36; A63H 17/38;  
A63H 29/00; A63H 29/22; A63H 29/24;  
A63H 30/04  
See application file for complete search history.

(56) **References Cited**

**U.S. PATENT DOCUMENTS**

D218,340 S *	8/1970	McLaren	.....	D12/91
D218,695 S *	9/1970	Broadley	.....	D12/82
D220,578 S *	4/1971	Hall	.....	D12/92

\* cited by examiner

*Primary Examiner* — Cynthia M Chin

(74) *Attorney, Agent, or Firm* — Lerner, David,  
Littenberg, Krumholz & Mentlik, LLP

(57) **CLAIM**

The ornamental design for a toy car, as shown and described.

**DESCRIPTION**

FIG. 1 is a perspective view of the toy car showing our new design;

FIG. 2 is a front view thereof;

FIG. 3 is a back view thereof;

FIG. 4 is a right side view thereof;


FIG. 5 is a left side view thereof;

FIG. 6 is a top view thereof; and,

FIG. 7 is a bottom view thereof.

The broken lines shown in the drawings represent portions of the toy car that form no part of the claimed design.

**1 Claim, 6 Drawing Sheets**




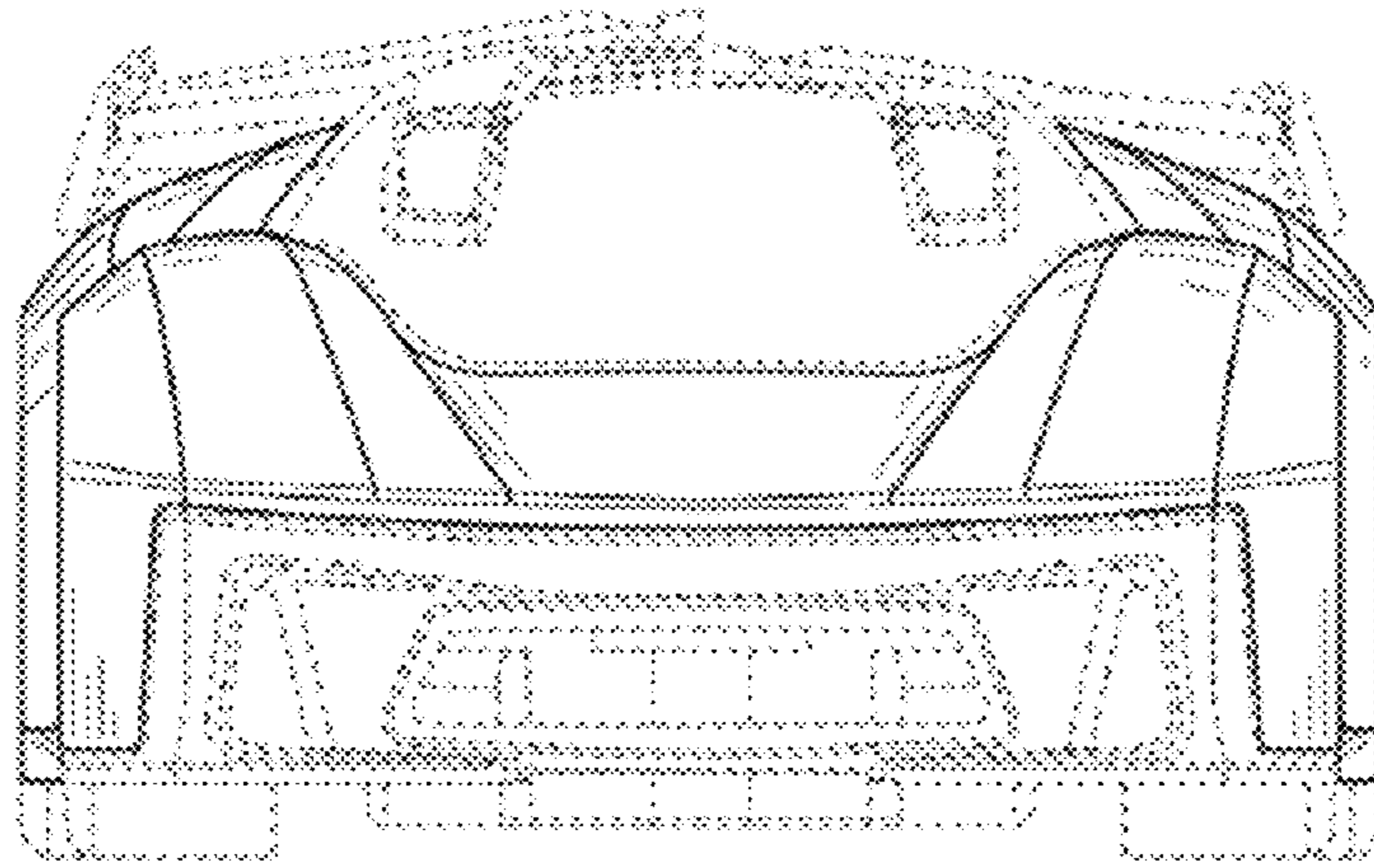
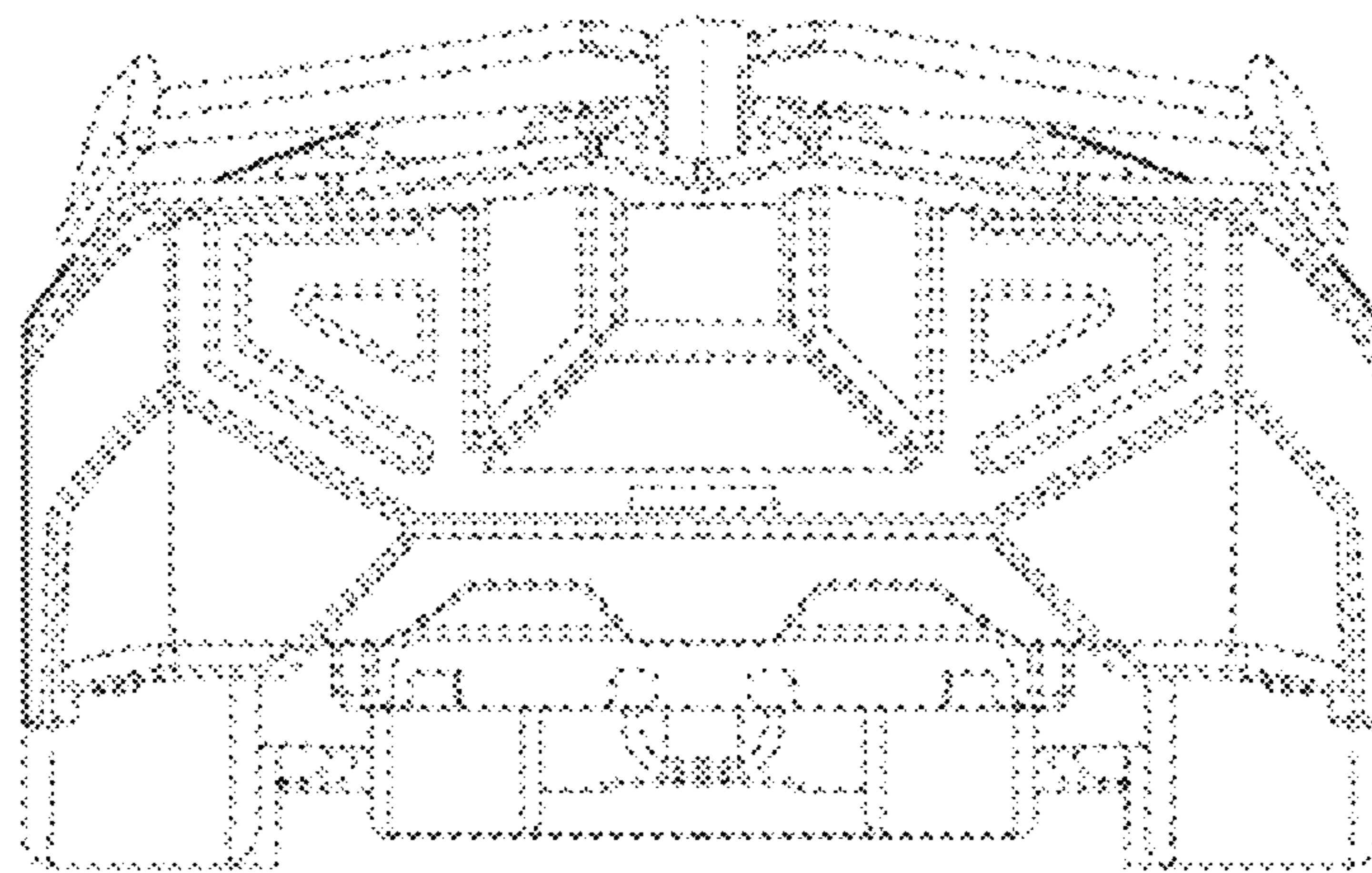


FIG. 1

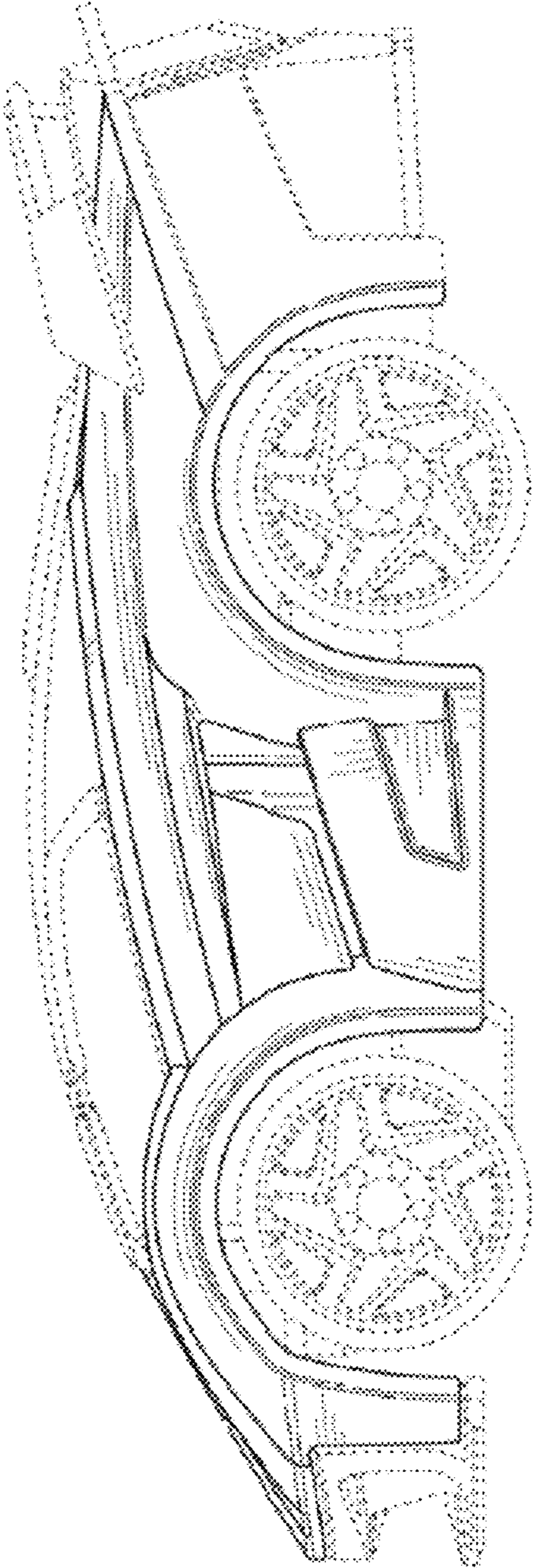




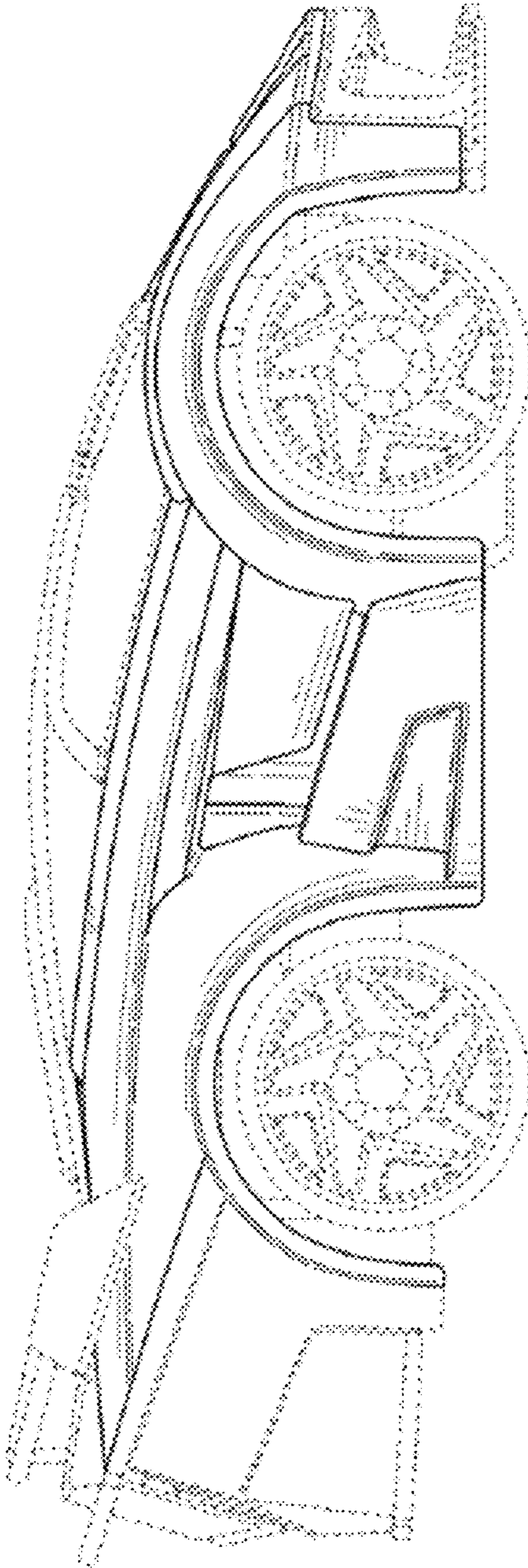
**FIG. 2**



**FIG. 3**

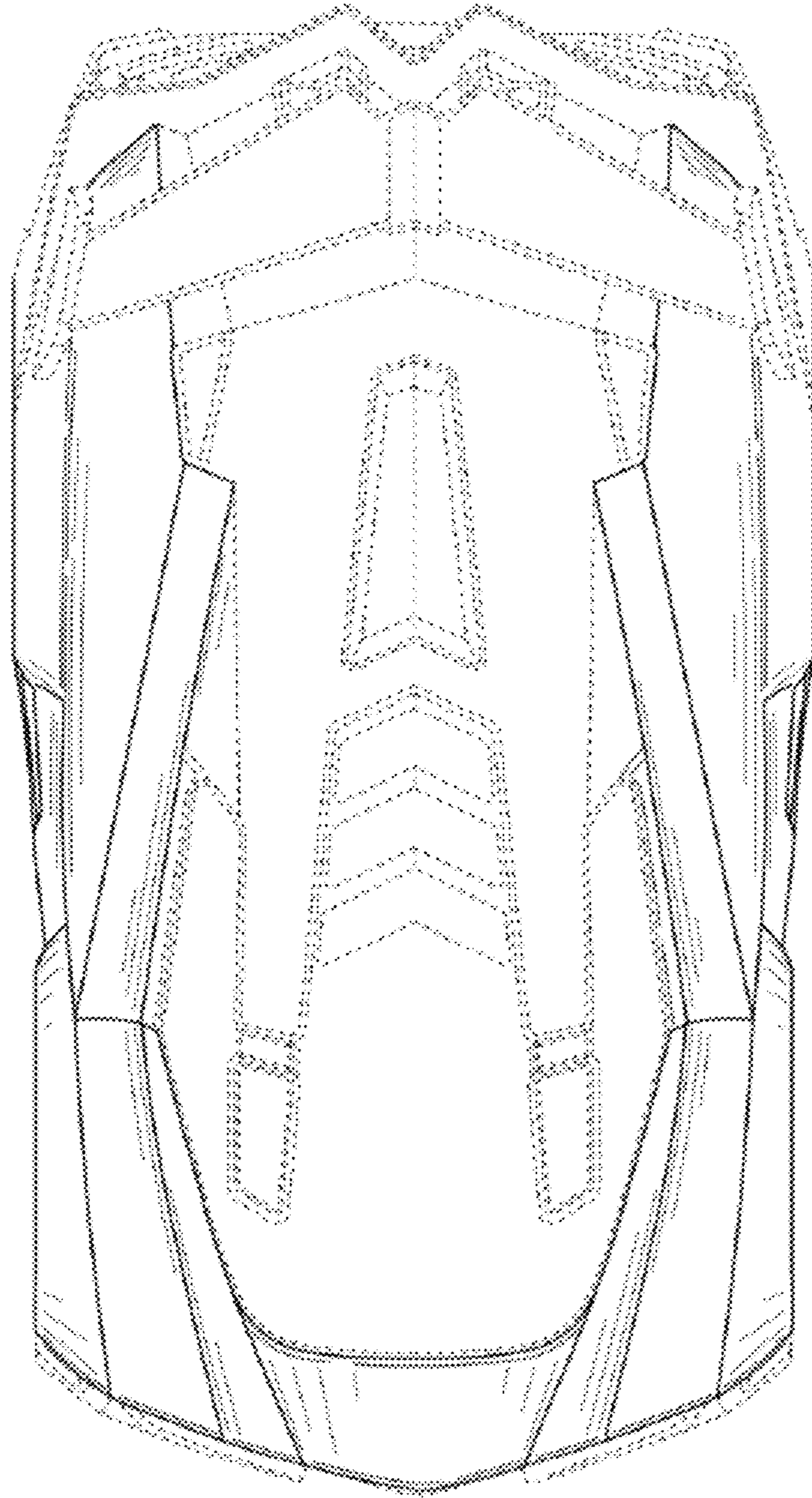


**FIG. 4**

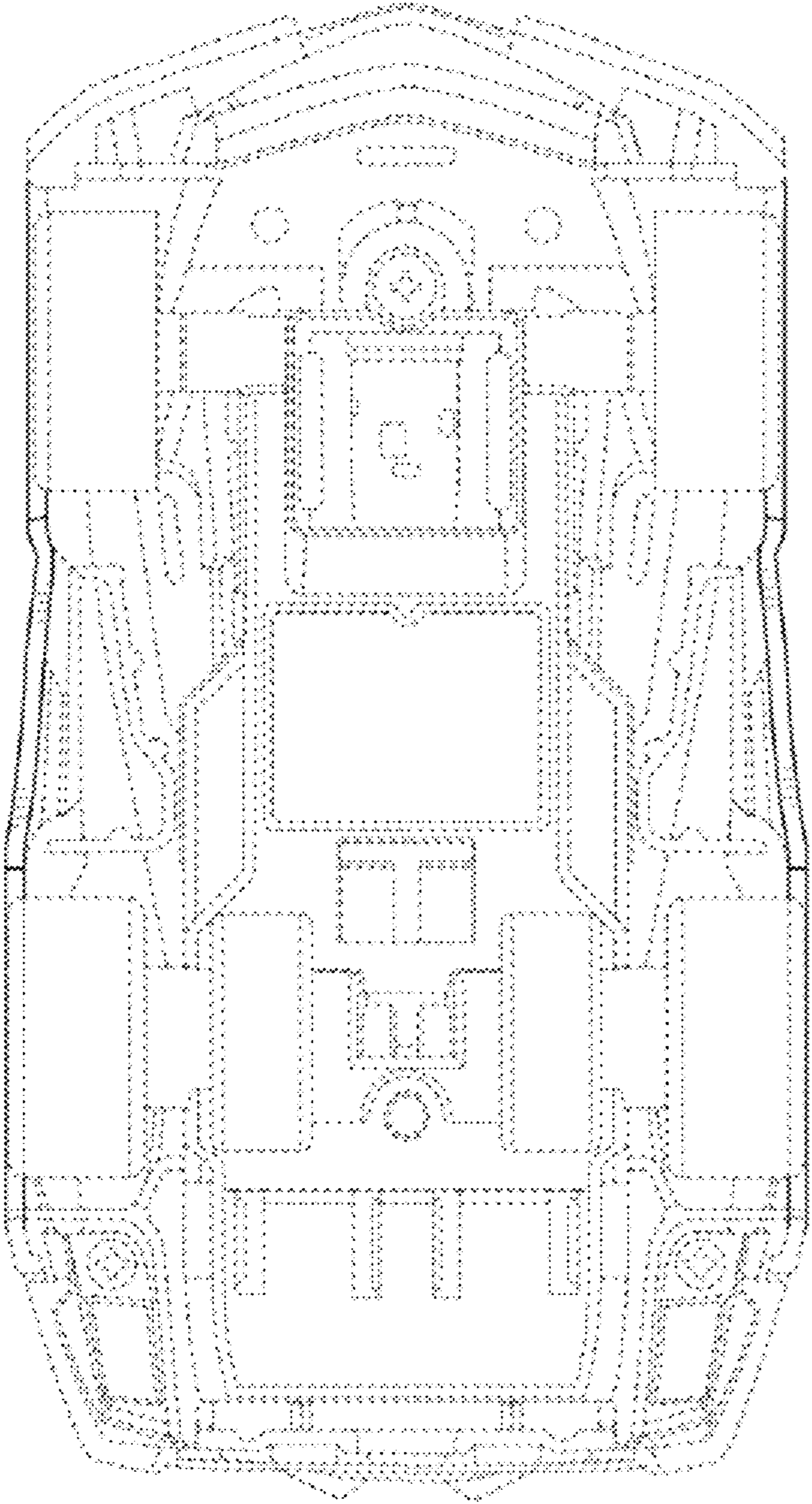


**FIG. 5**





**FIG. 6**



**FIG. 7**