



US00D770574S

(12) **United States Design Patent** (10) **Patent No.:** **US D770,574 S**  
**Belker et al.** (45) **Date of Patent:** **\*\* Nov. 1, 2016**

(54) **TOY CAR**  
(71) Applicant: **Anki, Inc.**, San Francisco, CA (US)  
(72) Inventors: **Harald Belker**, Marina Del Ray, CA (US); **Chris Keller**, Pasadena, CA (US)  
(73) Assignee: **Anki, Inc.**, San Francisco, CA (US)  
(\*\*) Term: **14 Years**

D222,161 S \* 10/1971 Broadley ..... D12/92  
D436,146 S \* 1/2001 Cattoni ..... D21/548  
D469,387 S \* 1/2003 Ramaciotti ..... D12/88  
D527,773 S \* 9/2006 Proch ..... D21/548  
D534,221 S \* 12/2006 Hill ..... D21/433  
D534,222 S \* 12/2006 Hill ..... D21/433  
D550,126 S \* 9/2007 Amprimo ..... D12/88  
D552,513 S \* 10/2007 Castriota ..... D12/88  
D576,523 S \* 9/2008 Battams ..... D12/88  
D679,762 S \* 4/2013 Lee ..... D21/550  
D685,862 S \* 7/2013 Martino ..... D21/533  
D691,676 S \* 10/2013 Bleyer ..... D21/548  
2012/0052767 A1 \* 3/2012 Martino ..... A63H 17/00  
446/465

(21) Appl. No.: **29/517,021**

(22) Filed: **Feb. 9, 2015**

(51) **LOC (10) Cl.** ..... **21-01**

(52) **U.S. Cl.**  
USPC ..... **D21/549**

(58) **Field of Classification Search**  
USPC ..... D21/398, 533, 548, 549, 550, 560,  
D21/578-581; 446/154, 164, 231, 233,  
446/236-242, 265, 266, 273, 437, 462, 465,  
446/470; D12/88, 92, 108

CPC .. A63H 17/26; A63H 17/262; A63H 17/264;  
A63H 17/266; A63H 17/36; A63H 17/38;  
A63H 29/00; A63H 29/22; A63H 29/24;  
A63H 30/04

See application file for complete search history.

(56) **References Cited**

**U.S. PATENT DOCUMENTS**

D218,340 S \* 8/1970 McLaren ..... D12/91  
D218,695 S \* 9/1970 Broadley ..... D12/82  
D220,578 S \* 4/1971 Hall ..... D12/92

\* cited by examiner

*Primary Examiner* — Cynthia M Chin

(74) *Attorney, Agent, or Firm* — Lerner, David,  
Littenberg, Krumholz & Mentlik, LLP

(57) **CLAIM**

The ornamental design for a toy car, as shown and described.

**DESCRIPTION**

FIG. 1 is a perspective view of the toy car showing our new design;

FIG. 2 is a front view thereof;

FIG. 3 is a back view thereof;

FIG. 4 is a right side view thereof;


FIG. 5 is a left side view thereof;

FIG. 6 is a top view thereof; and,

FIG. 7 is a bottom view thereof.

The broken lines shown in the drawings represent portions of the toy car that form no part of the claimed design.

**1 Claim, 6 Drawing Sheets**



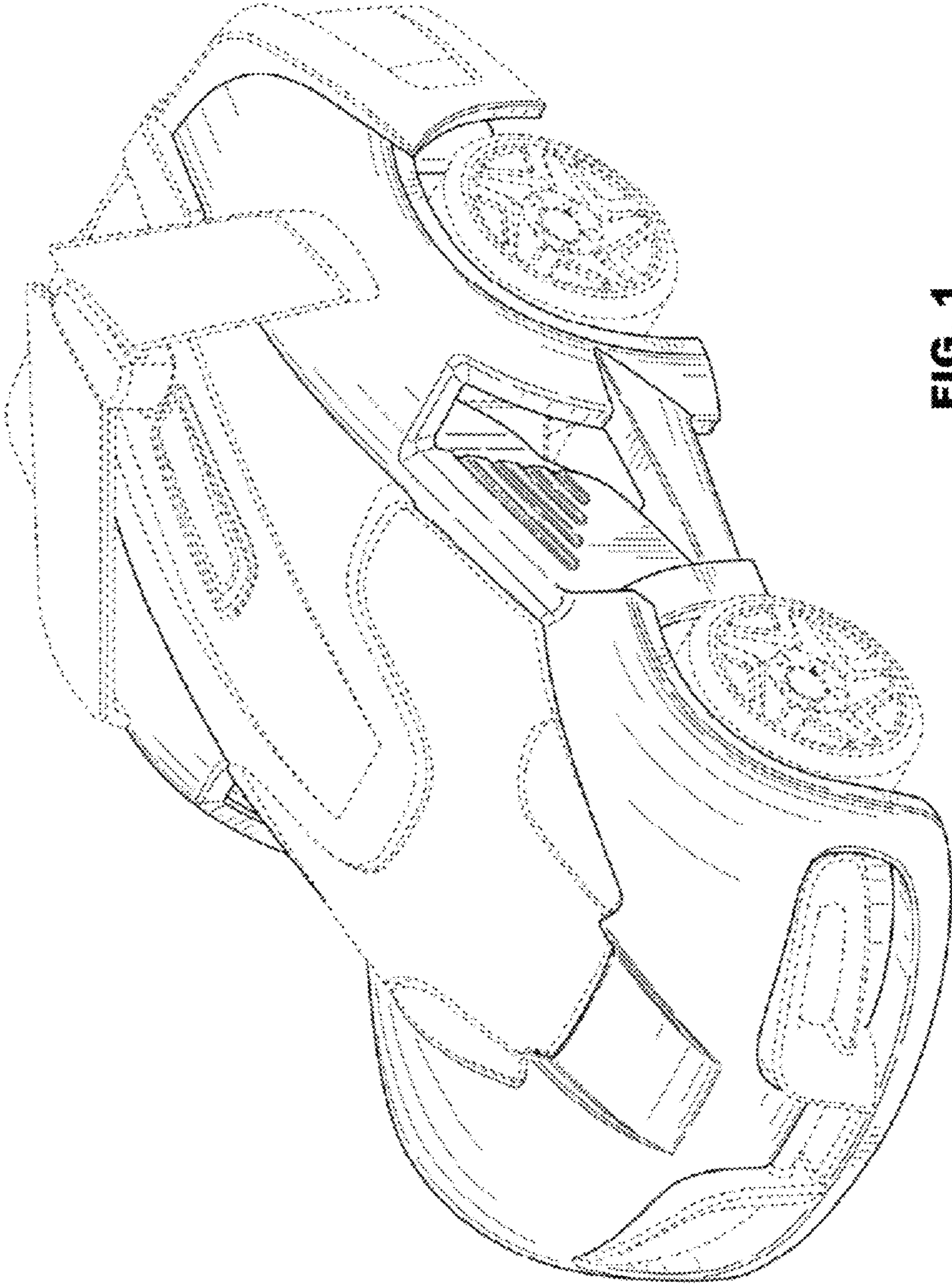
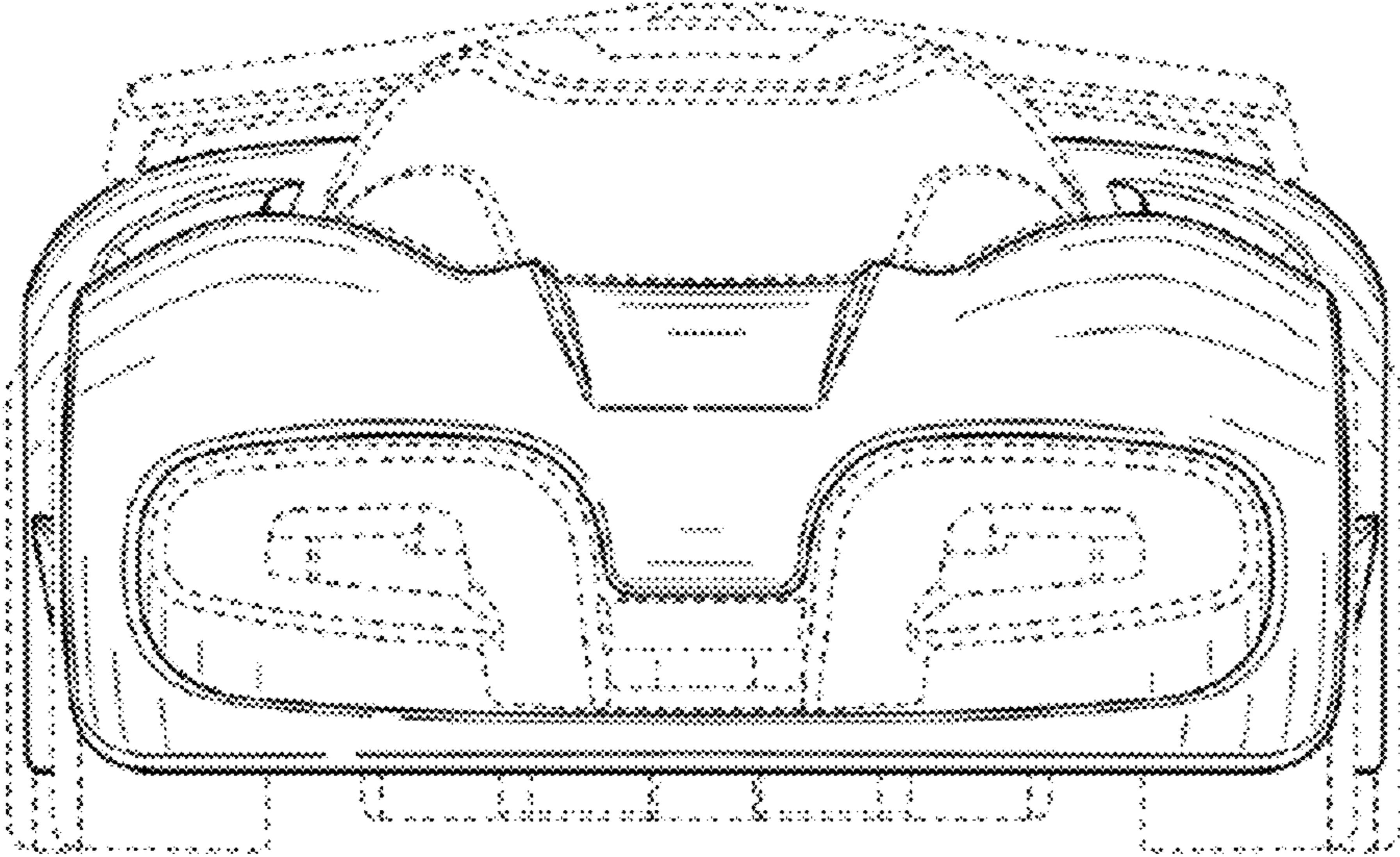
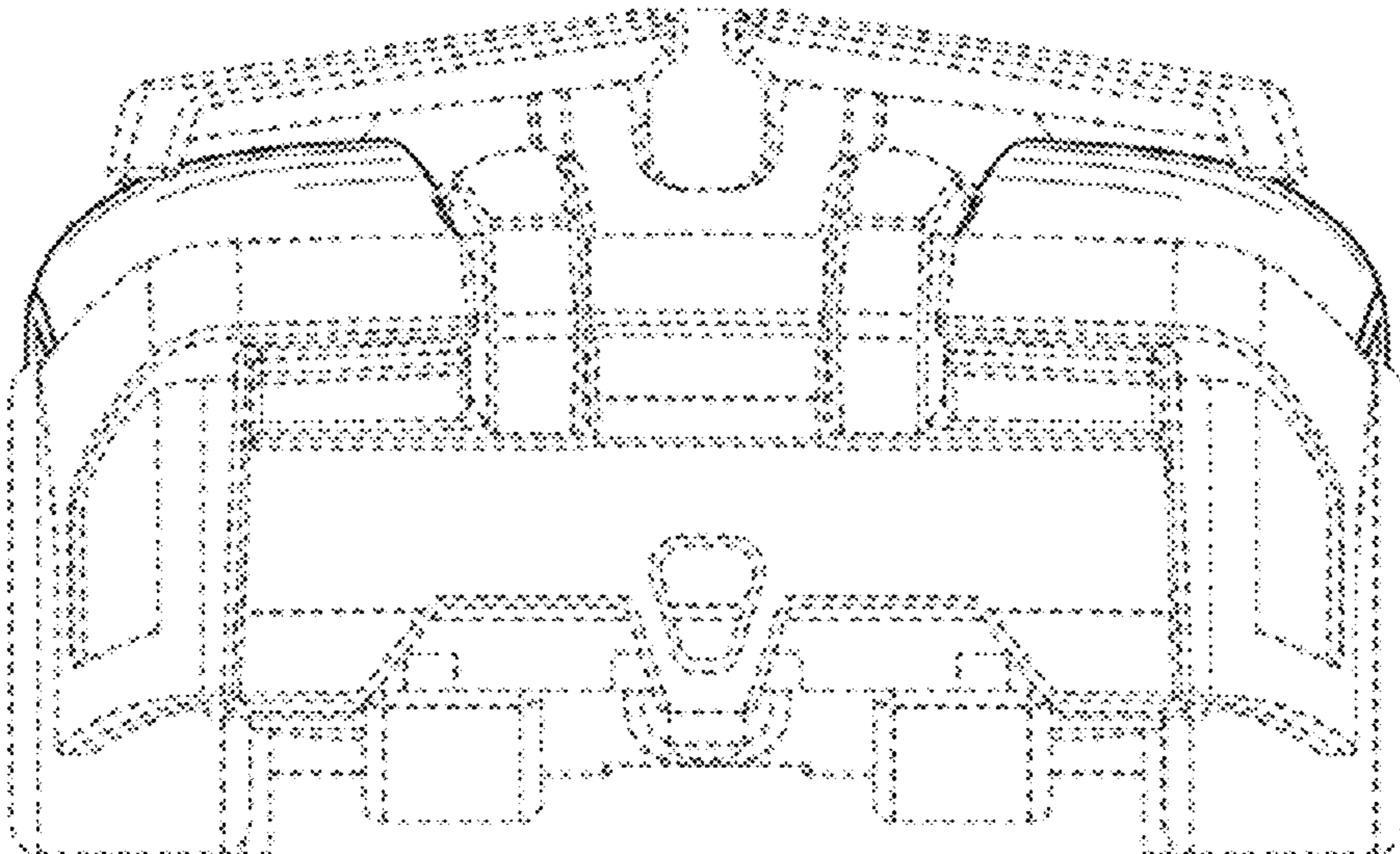


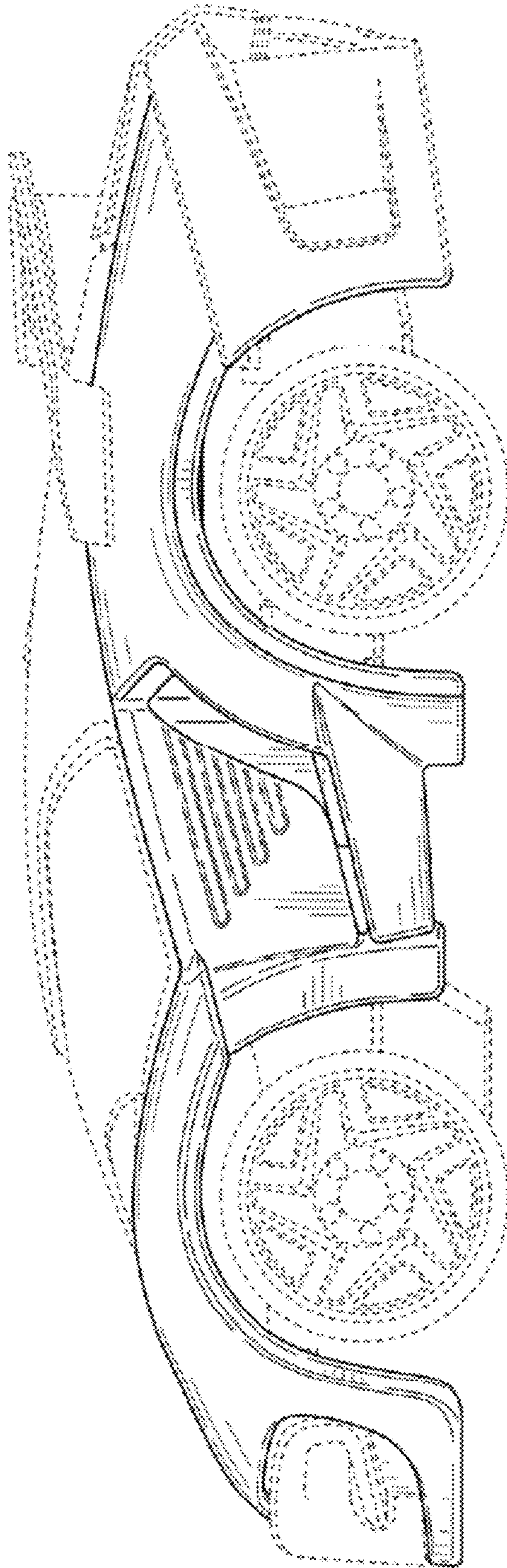
FIG. 1



**FIG. 2**



**FIG. 3**



**FIG. 4**

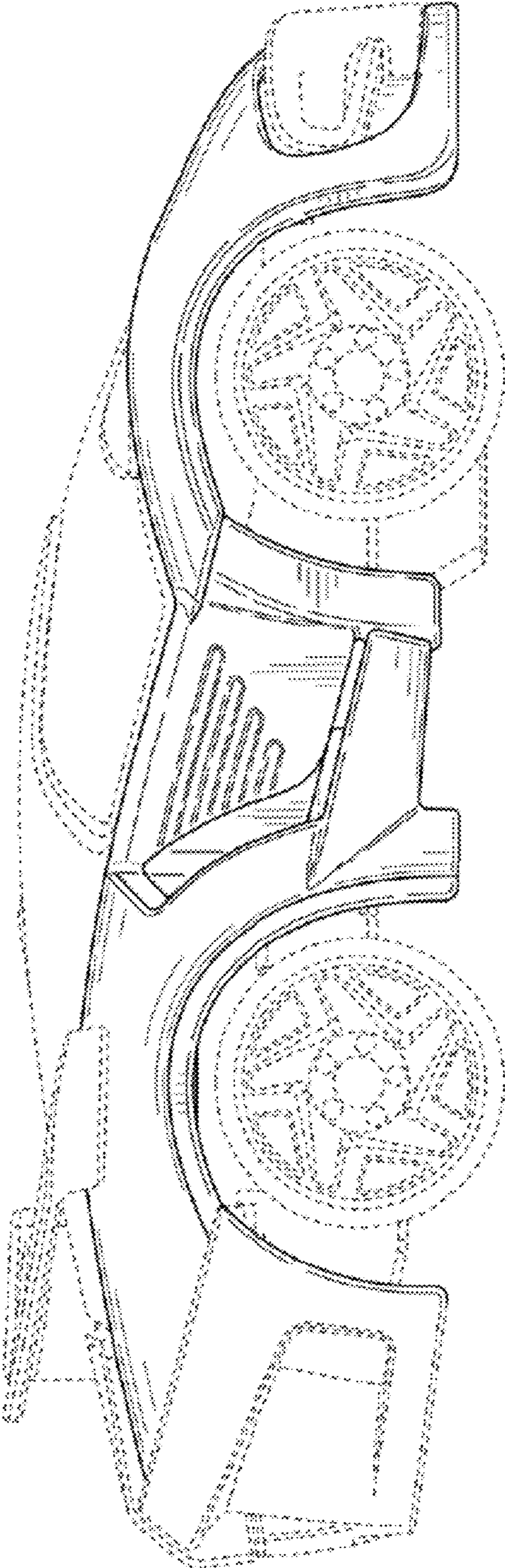
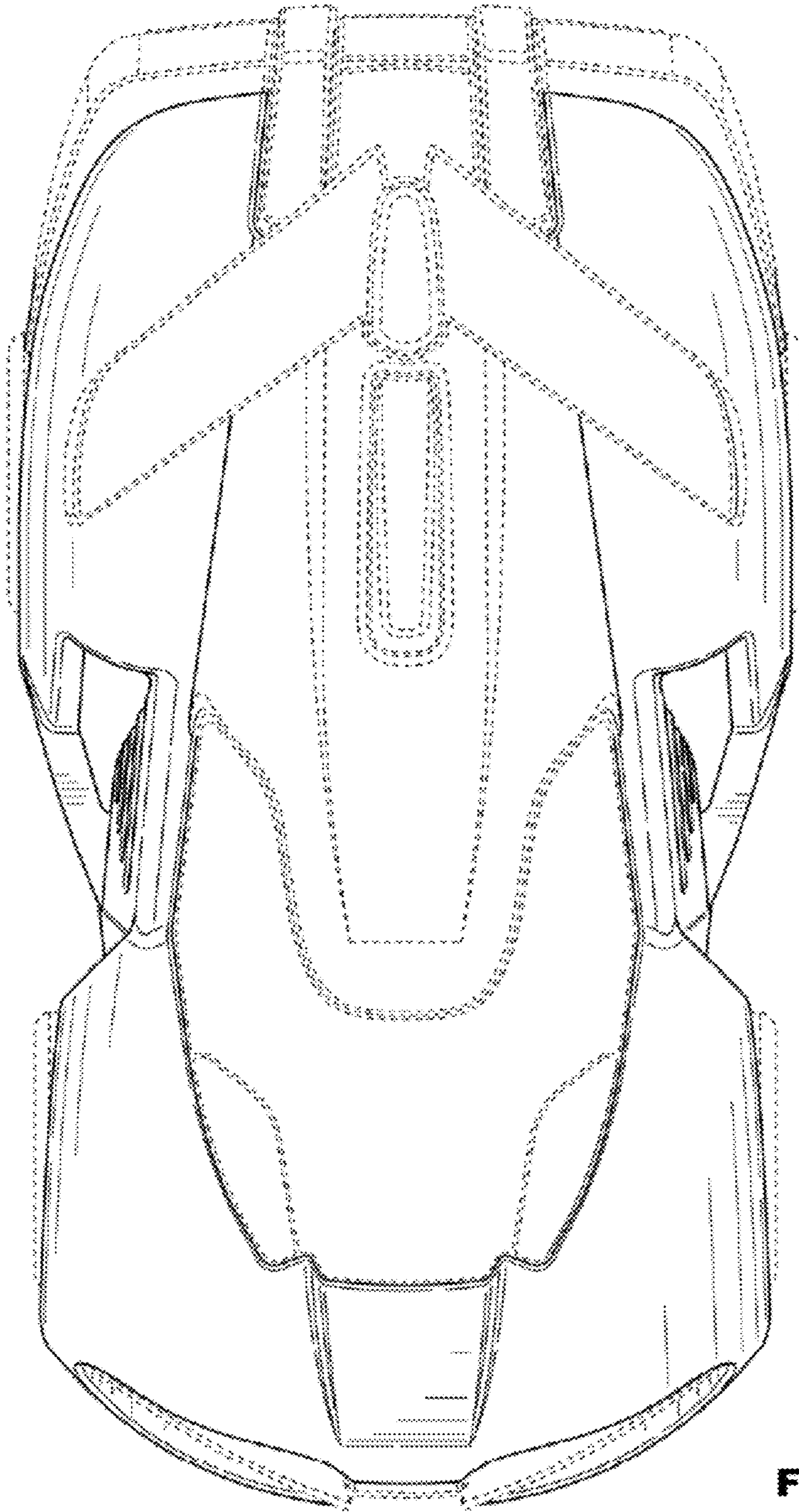
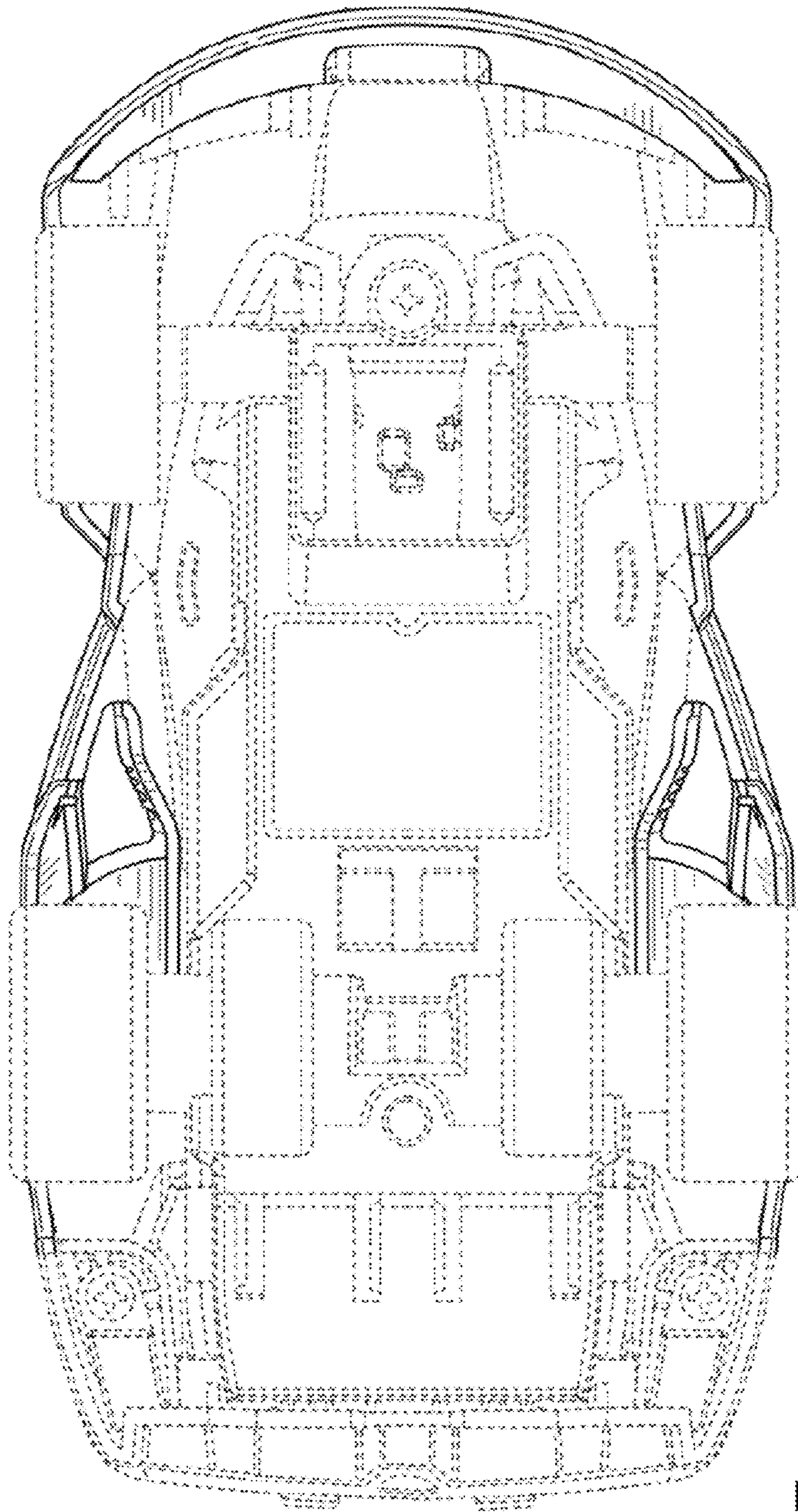


FIG. 5



**FIG. 6**



**FIG. 7**