



US00D770549S

(12) **United States Design Patent** (10) **Patent No.:** **US D770,549 S**
Lin (45) **Date of Patent:** **** *Nov. 1, 2016**

- (54) **LINEAR ACTUATOR**
- (71) Applicant: **TIMOTION TECHNOLOGY CO., LTD.**, New Taipei (TW)
- (72) Inventor: **Yu-Chang Lin**, New Taipei (TW)
- (73) Assignee: **TIMOTION TECHNOLOGY CO., LTD.**, New Taipei (TW)
- (*) Notice: This patent is subject to a terminal disclaimer.
- (**) Term: **14 Years**
- (21) Appl. No.: **29/524,785**
- (22) Filed: **Apr. 23, 2015**
- (51) **LOC (10) Cl.** **15-09**
- (52) **U.S. Cl.**
USPC **D15/143**
- (58) **Field of Classification Search**
USPC D13/118, 158, 162, 184; D15/1-5, 7, 9, D15/143, 148, 149, 199
See application file for complete search history.

(56) **References Cited**

U.S. PATENT DOCUMENTS

D263,715 S *	4/1982	Walter	D15/199
4,325,157 A *	4/1982	Balint	B05C 17/0205 15/144.4
D289,164 S *	4/1987	Carr	D14/231
D300,404 S *	3/1989	Lauer	D8/14
D342,749 S *	12/1993	Dhuruvasangary	D16/131
D394,328 S *	5/1998	Palumbo	D28/7
5,927,161 A *	7/1999	Clifford	B25B 23/0021 81/177.2
D422,193 S *	4/2000	Walker	D8/107
6,081,967 A *	7/2000	Chang	A45C 13/262 16/113.1
6,405,407 B1 *	6/2002	Chen	A45C 13/262 16/113.1
D465,797 S *	11/2002	Landerholm	D15/143
D467,950 S *	12/2002	Christensen	D15/148
D482,530 S *	11/2003	Evans	D32/50
D487,902 S *	3/2004	Nielsen	D15/143

D509,520 S *	9/2005	Klinke	D15/143
D524,335 S *	7/2006	Klinke	D15/143
D534,560 S *	1/2007	Klinke	D15/143
D553,794 S *	10/2007	Walker	D28/63
D564,002 S *	3/2008	Campbell	D16/135
7,337,933 B1 *	3/2008	Klinberg	A47G 25/82 223/118
D570,385 S *	6/2008	Chuo	D15/143
D572,281 S *	7/2008	Wei	D15/143
D600,843 S *	9/2009	Thomson	D26/65
D603,794 S *	11/2009	Charleux	D13/112
D623,800 S *	9/2010	Clemons	D28/46
D624,947 S *	10/2010	Christensen	D15/143
D702,271 S *	4/2014	Lin	D15/143
D708,239 S *	7/2014	Lin	D15/143
D712,945 S *	9/2014	Brucksch	D16/132
D729,929 S *	5/2015	McBride	D24/108
D738,413 S *	9/2015	Randlov	D15/143
2003/0183027 A1 *	10/2003	Koch	A47B 9/04 74/89.35

(Continued)

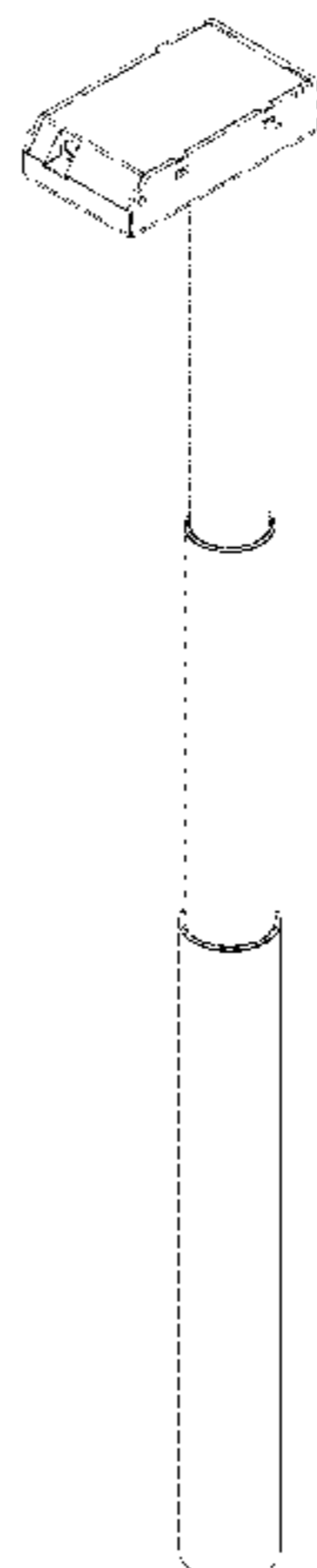
Primary Examiner — Patricia Palasik
(74) *Attorney, Agent, or Firm* — Chun-Ming Shih; HDLS IPR Services

(57) **CLAIM**
The ornamental design for a linear actuator, as shown and described.

DESCRIPTION

FIG. 1 is a perspective view of a linear actuator showing my new design;
FIG. 2 is a front view thereof;
FIG. 3 is a rear view thereof;
FIG. 4 is a left side view thereof;
FIG. 5 is a right side view thereof;
FIG. 6 is a top view thereof;
FIG. 7 is a bottom view thereof; and
FIG. 8 is second perspective view showing the linear actuator; and,
FIG. 9 is a perspective view showing an alternate condition use of the linear actuator.
The broken lines in the FIG. 7 drawings depict unclaimed environmental subject matter.

1 Claim, 6 Drawing Sheets



(56)

References Cited

U.S. PATENT DOCUMENTS

2004/0211275 A1* 10/2004 Fich A47B 9/04
74/89.23
2008/0190225 A1* 8/2008 Pfister B23Q 5/40
74/89.23
2011/0174092 A1* 7/2011 Butsuen B60J 7/0573
74/25
2012/0103740 A1* 5/2012 Moussatche A45C 13/262
190/115
2012/0227523 A1* 9/2012 Tseng B23Q 1/621
74/89.23

2013/0340547 A1* 12/2013 Yasui F16H 25/20
74/49
2014/0183429 A1* 7/2014 Conaway B60S 9/08
254/419
2015/0068332 A1* 3/2015 Bakken H02G 3/0406
74/25
2015/0202766 A1* 7/2015 Light B25G 1/04
16/429
2015/0330486 A1* 11/2015 Hu F16H 25/20
74/89.14
2016/0047446 A1* 2/2016 Hung F16H 25/2056
74/89.35

* cited by examiner

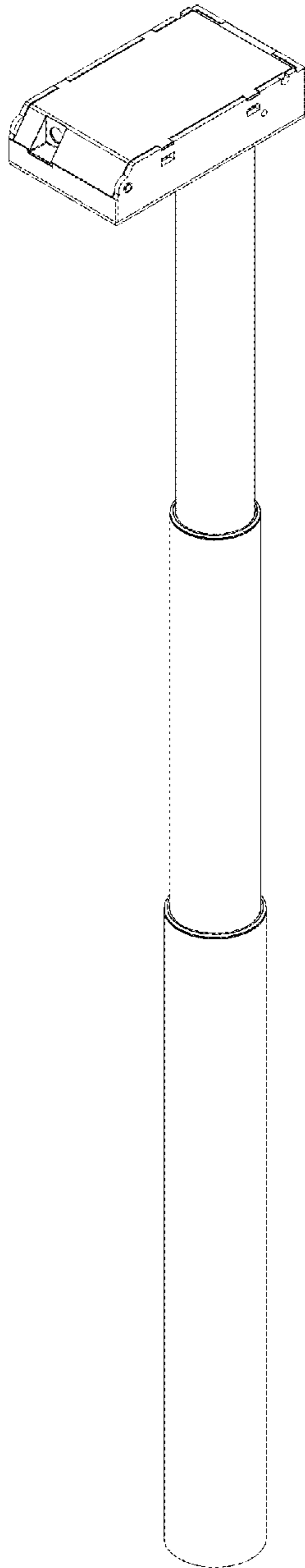


FIG.1

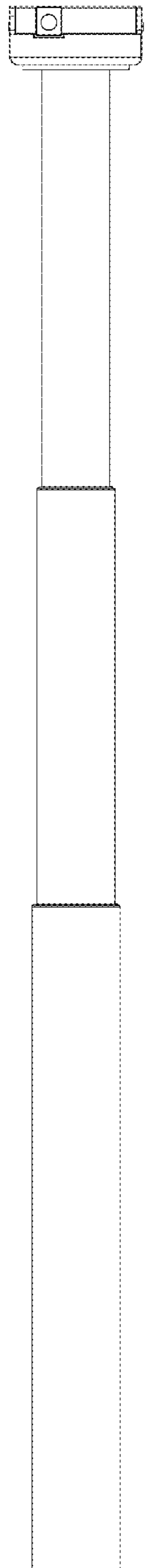


FIG.2




FIG.3

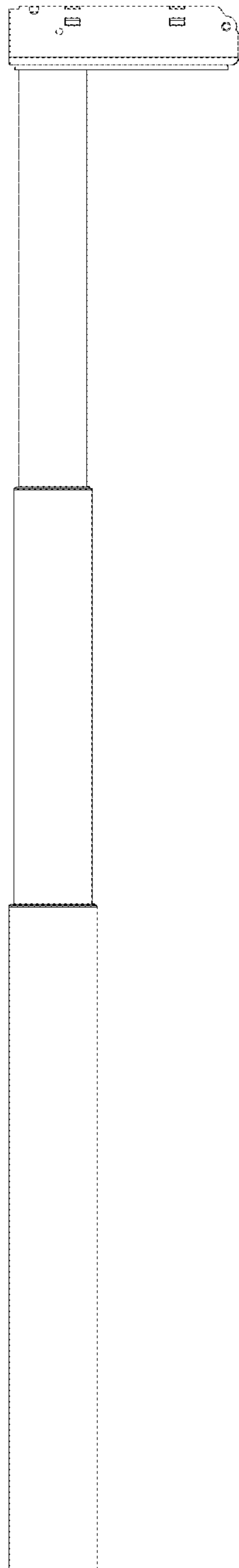


FIG.4




FIG.5

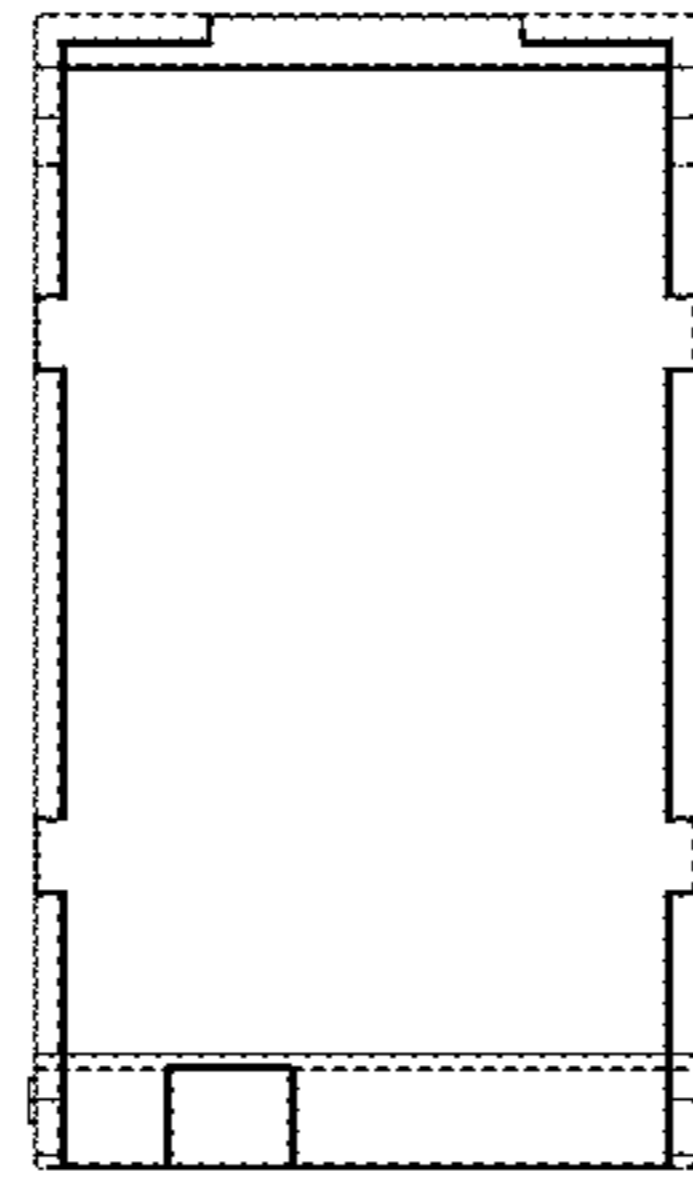


FIG. 6

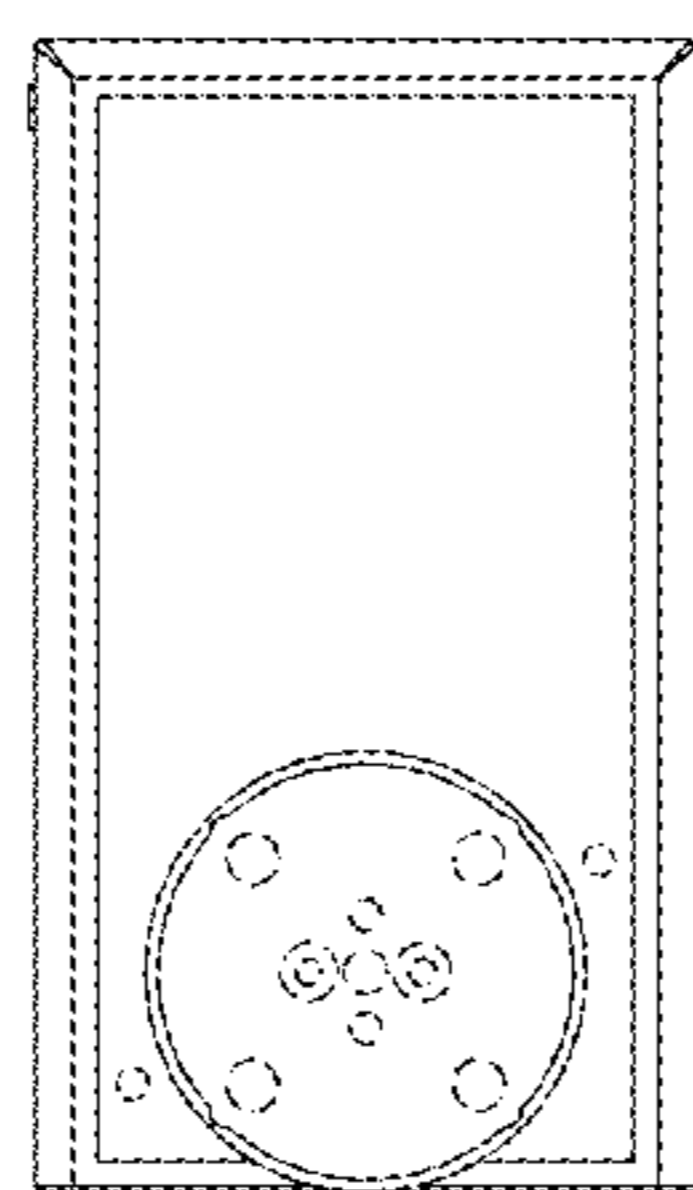


FIG. 7

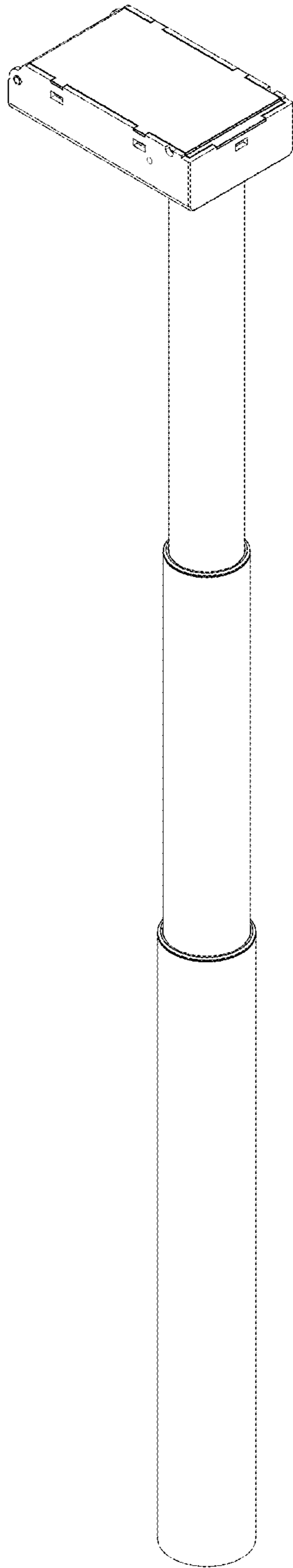


FIG.8




FIG.9