



US00D770541S

(12) **United States Design Patent** (10) **Patent No.:** **US D770,541 S**
Ewringmann (45) **Date of Patent:** **** Nov. 1, 2016**

(54) **CONTROL PANEL FOR A ROAD CONSTRUCTION MACHINE**

(71) Applicant: **JOSEPH VOGELE AG**,
Ludwigshafen/Rhein (DE)

(72) Inventor: **Ulrich Ewringmann**,
Taufkirchen-Potzham (DE)

(73) Assignee: **JOSEPH VOGELE AG**,
Ludwigshafen/Rhein (DE)

(**) Term: **15 Years**

(21) Appl. No.: **29/534,913**

(22) Filed: **Jul. 31, 2015**

Related U.S. Application Data

(62) Division of application No. 29/412,329, filed on Feb. 1, 2012, now Pat. No. Des. 742,936.

(30) **Foreign Application Priority Data**

Aug. 1, 2011 (EM) 001289920

(51) **LOC (10) Cl.** **15-03**

(52) **U.S. Cl.**
USPC **D15/28**

(58) **Field of Classification Search**

USPC D15/28; D13/162, 164, 168; D14/217,
D14/396, 400; D34/34, 35; 318/700, 701;
180/315, 316, 325, 19.1, 19.3, 90;
361/679, 680, 690; 700/90, 160, 17,
700/83; 296/70; 280/43.12, 752
CPC B62D 33/06; B60K 26/00; B60K 37/00
See application file for complete search history.

(56) **References Cited**

U.S. PATENT DOCUMENTS

D135,005 S 2/1943 Baumgardner
2,591,502 A 4/1952 Bohannan et al.

(Continued)

OTHER PUBLICATIONS

Design U.S. Appl. No. 29/412,280, filed Feb. 1, 2012.

(Continued)

Primary Examiner — Mark Goodwin

(74) *Attorney, Agent, or Firm* — Fish & Richardson P.C.

(57) **CLAIM**

The ornamental design for a control panel for a road construction machine, as shown and described.

DESCRIPTION

FIG. 1 front side view of the design for a control panel for a road construction machine of the present invention.

FIG. 2 is a right side view of the design for control panel for a road construction machine of FIG. 1.

FIG. 3 is a rear side view of the design for a control panel for road a construction machine of FIG. 1.

FIG. 4 is a left side view of the design for a control panel for a road construction machine of FIG. 1.

FIG. 5 is a top side view of the design for a control panel for a road construction machine of FIG. 1.

FIG. 6 is a bottom side view of the design for a control panel for a road construction machine of FIG. 1.

FIG. 7 is a perspective view onto the front side, right side and top side of the design for a control panel for a road construction machine of FIG. 1;

FIG. 8 is a further perspective view onto the rear side, left side and top side of the design for a control panel for a road construction machine of FIG. 1.

FIG. 9 is a front side view of a second embodiment of the design for a control panel for a road construction machine in the present invention.

FIG. 10 is a right side view of the design for a control panel for a road construction machine of FIG. 9.

FIG. 11 is a rear side view of the design for a control panel for a road construction machine of FIG. 9.

FIG. 12 is a left side view of the design for a control panel for a road construction machine of FIG. 9.

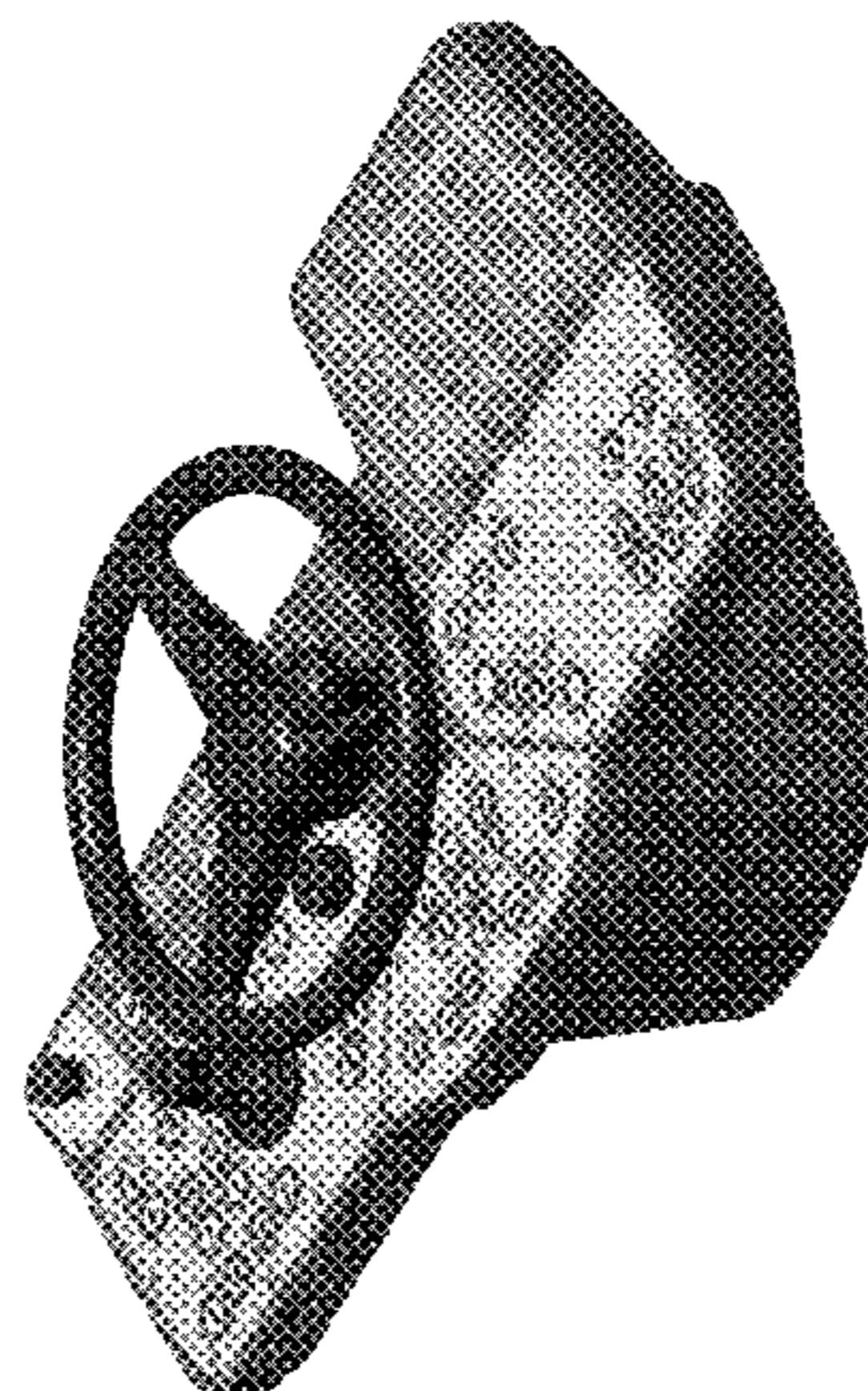
FIG. 13 is a top side view of the design for a control panel for a road construction machine of FIG. 9.

FIG. 14 is a bottom side view of the design for a control panel for a road construction machine of FIG. 9.

FIG. 15 is a perspective view onto the front side, right side and top side of the design for a control panel for a road construction machine of FIG. 9; and,

FIG. 16 shows a further perspective view onto the rear side, left side and top side of the design for a control panel for a road construction machine of FIG. 9.

1 Claim, 16 Drawing Sheets



(56)

References Cited

U.S. PATENT DOCUMENTS

2,779,258 A 1/1957 Johnson
 D184,043 S 12/1958 Dodge
 3,000,277 A 9/1961 Crane et al.
 D210,658 S 4/1968 Lazzeroni
 3,405,613 A 10/1968 Gustafson
 3,453,939 A 7/1969 Pollitz et al.
 3,561,816 A 2/1971 Koch
 3,699,855 A 10/1972 Leister
 3,712,664 A 1/1973 May
 D230,297 S 2/1974 Purcell et al.
 D239,966 S 5/1976 Swisher et al.
 3,997,277 A 12/1976 Swisher et al.
 4,196,344 A 4/1980 Kuze
 D275,199 S 8/1984 Schmidt et al.
 D281,881 S 12/1985 Swartzendruber et al.
 D284,668 S 7/1986 Salley et al.
 D284,669 S 7/1986 Clark et al.
 D284,767 S 7/1986 Clark et al.
 D285,081 S 8/1986 Wood
 4,674,928 A 6/1987 Lyman
 4,721,031 A 1/1988 Nakata et al.
 D306,450 S 3/1990 Funabashi et al.
 5,009,546 A 4/1991 Domenighetti et al.
 D317,011 S 5/1991 Boddin et al.
 D329,435 S 9/1992 Katoh et al.
 5,201,603 A 4/1993 Bassett et al.
 5,201,604 A 4/1993 Ferguson et al.
 5,250,930 A 10/1993 Yoshida et al.
 5,269,626 A 12/1993 Soliman et al.
 D348,553 S 7/1994 Martin
 5,356,238 A 10/1994 Musil et al.
 D362,449 S 9/1995 Swisher
 5,511,900 A 4/1996 Macku
 D370,917 S 6/1996 Swisher
 D371,345 S 7/1996 Martino et al.
 5,615,973 A 4/1997 Campbell
 D382,569 S 8/1997 Esposito
 5,695,238 A 12/1997 Calamari et al.
 D388,769 S 1/1998 Pritchard et al.
 D398,289 S 9/1998 Burke
 D404,391 S 1/1999 Herbstritt et al.
 6,071,040 A 6/2000 Macku et al.
 6,086,287 A 7/2000 Sharpe et al.
 6,099,205 A 8/2000 Macku et al.

D432,963 S 10/2000 Meinhardt
 D432,995 S 10/2000 Hubler et al.
 D434,425 S 11/2000 Rossow et al.
 D436,604 S 1/2001 Rossow et al.
 6,189,955 B1 2/2001 Fryk et al.
 6,193,437 B1 2/2001 Heims
 D439,257 S 3/2001 Rossow et al.
 D444,750 S 7/2001 Meinhardt
 6,309,138 B1 10/2001 Yasu et al.
 6,375,386 B1 4/2002 Macku et al.
 6,688,682 B2 2/2004 Arthur et al.
 D491,958 S 6/2004 Holma
 D503,928 S 4/2005 Obata
 D507,281 S 7/2005 Komatsu et al.
 D507,800 S 7/2005 Kuwae et al.
 D516,096 S 2/2006 Bergman et al.
 D519,132 S 4/2006 Laux et al.
 D525,212 S 7/2006 Kim
 D525,409 S 7/2006 Cantrill et al.
 D527,665 S 9/2006 Koide et al.
 D529,052 S 9/2006 Dolesh et al.
 D542,504 S 5/2007 Yanagida et al.
 D555,676 S 11/2007 Haubrich et al.
 D556,790 S 12/2007 Harber et al.
 D557,190 S 12/2007 Young et al.
 D557,645 S 12/2007 Akagawa et al.
 D563,624 S 3/2008 Kato et al.
 D578,272 S 10/2008 Kato et al.
 D590,122 S 4/2009 Shaw et al.
 D647,543 S 10/2011 Mori et al.
 2003/0143024 A1 7/2003 Sharpe et al.
 2005/0105232 A1 5/2005 Taylor
 2005/0133292 A1 6/2005 Ginzler et al.
 2006/0045624 A1 3/2006 Nelson
 2006/0243506 A1 11/2006 Dolesh et al.

OTHER PUBLICATIONS

Design U.S. Appl. No. 29/412,296, filed Feb. 1, 2012.
 Design U.S. Appl. No. 29/412,268, filed Feb. 1, 2012.
 Design U.S. Appl. No. 29/412,292, filed Feb. 1, 2012.
 Design U.S. Appl. No. 29/412,330, filed Feb. 1, 2012.
 Design U.S. Appl. No. 29/412,298, filed Feb. 1, 2012.
 Design U.S. Appl. No. 29/412,340, filed Feb. 1, 2012.
 Design U.S. Appl. No. 29/412,328, filed Feb. 1, 2012.
 Design U.S. Appl. No. 29/412,337, filed Feb. 1, 2012.
 Design U.S. Appl. No. 29/412,335, filed Feb. 1, 2012.

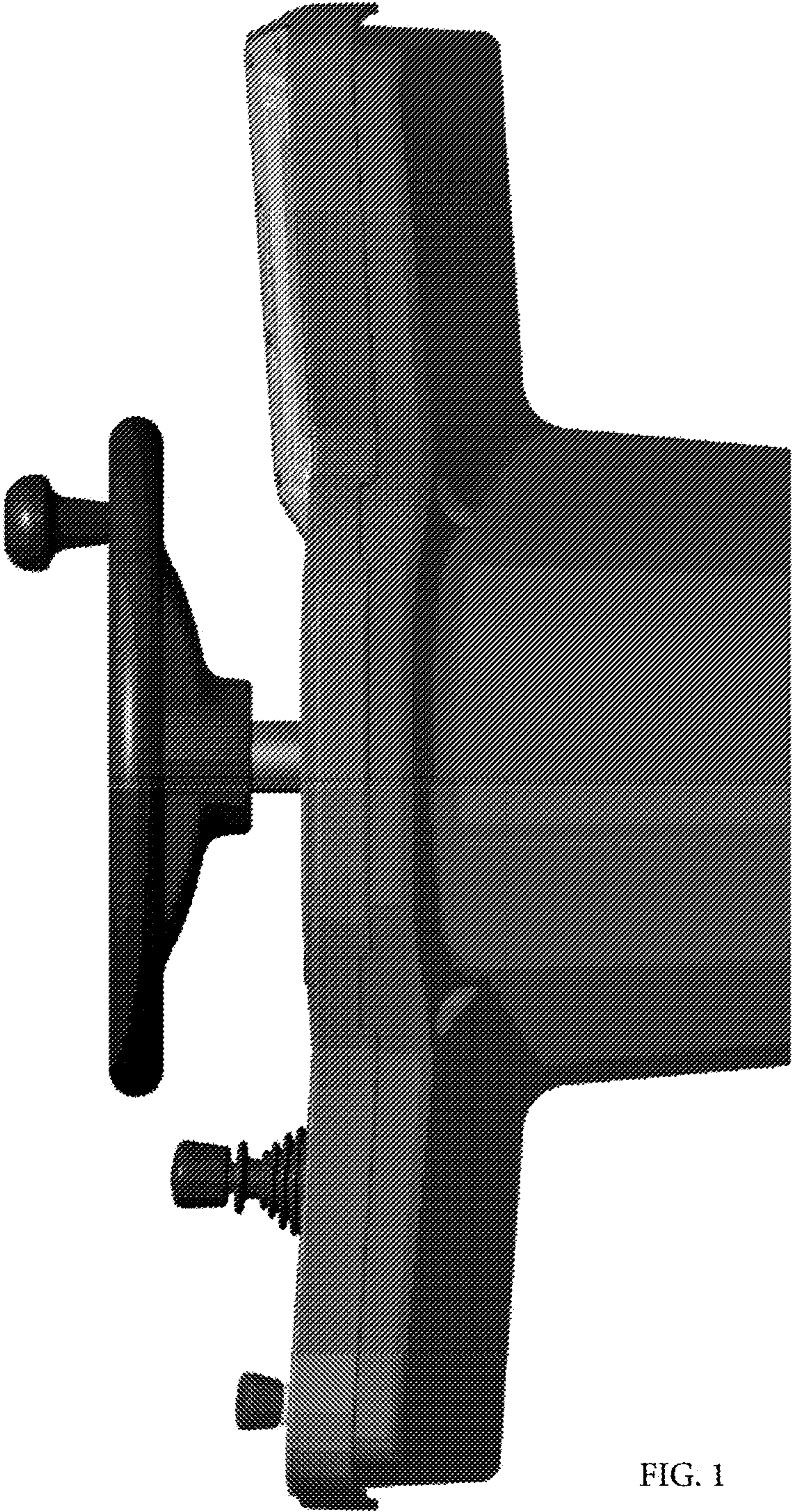


FIG. 1

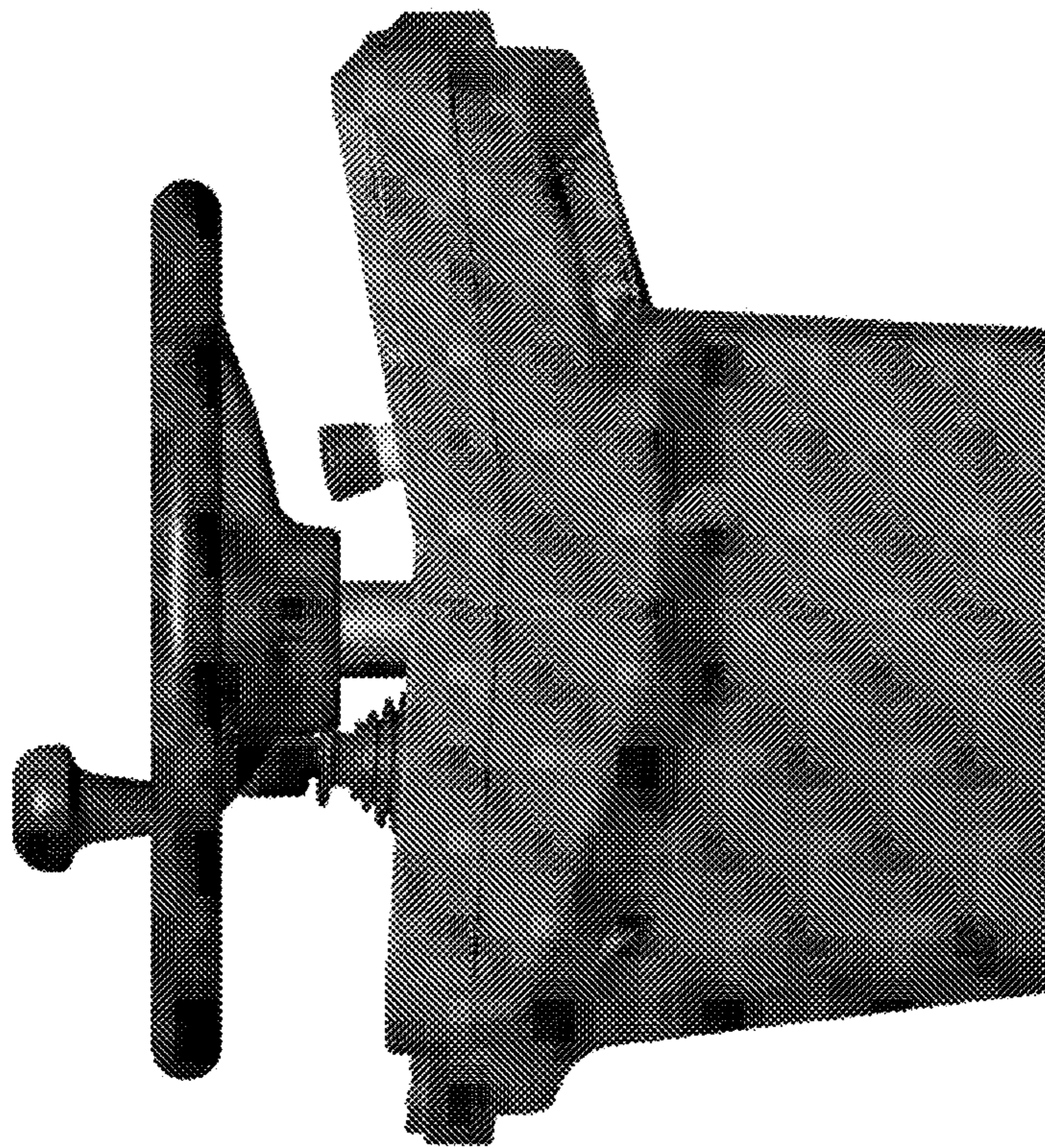


FIG. 2

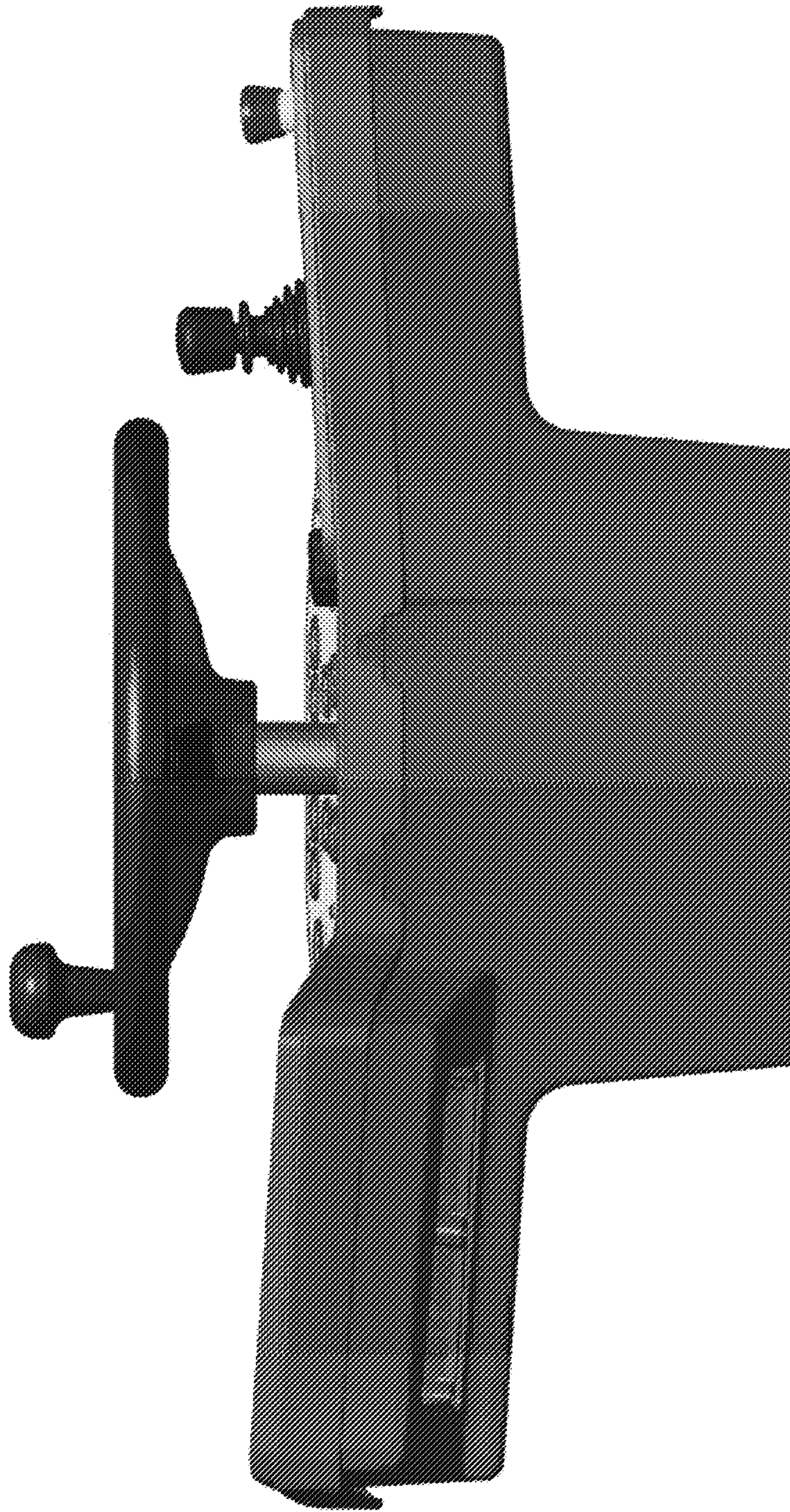


FIG. 3




FIG. 4





FIG. 5

FIG. 6






FIG. 7




FIG. 8

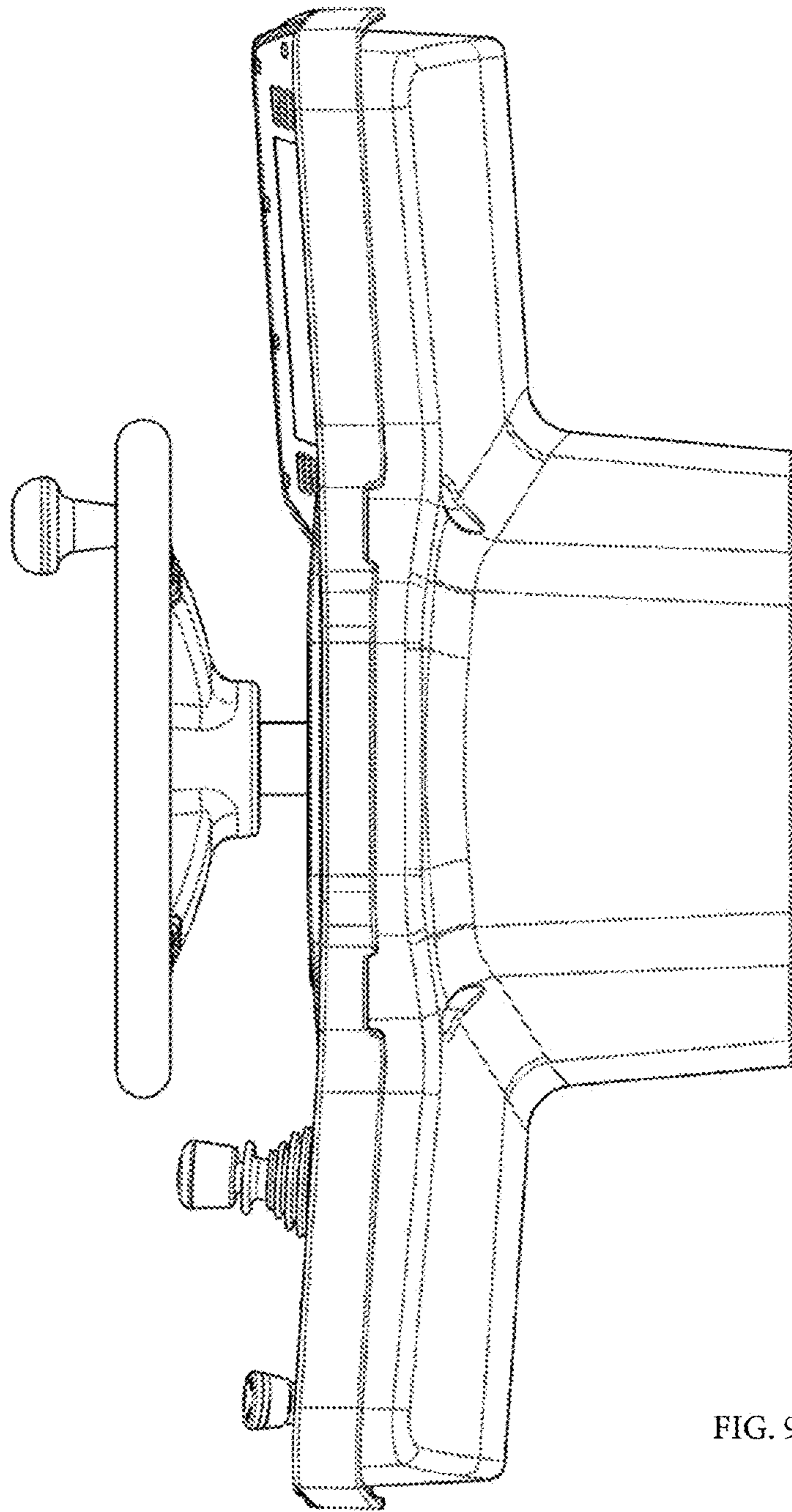


FIG. 9

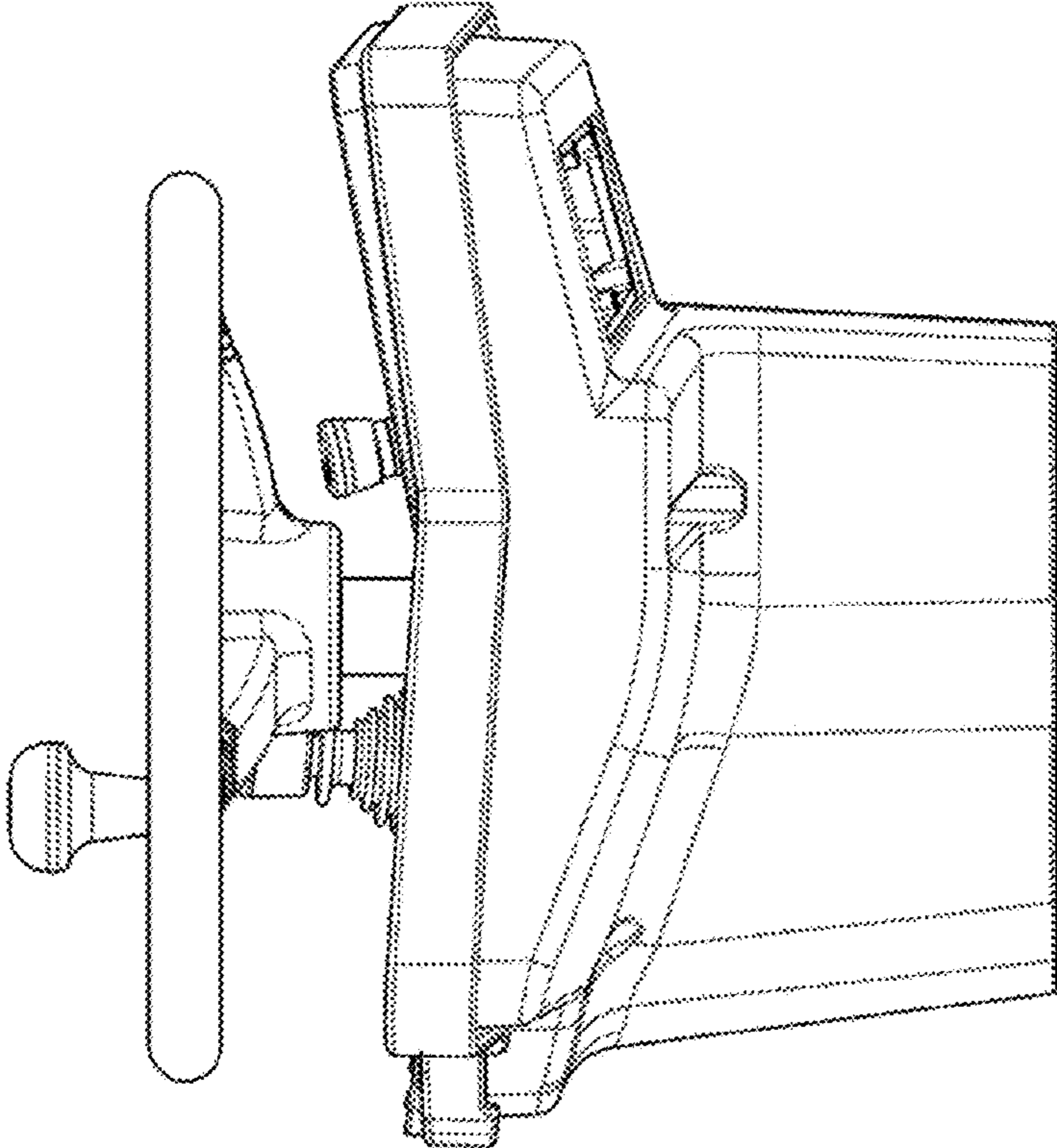


FIG. 10

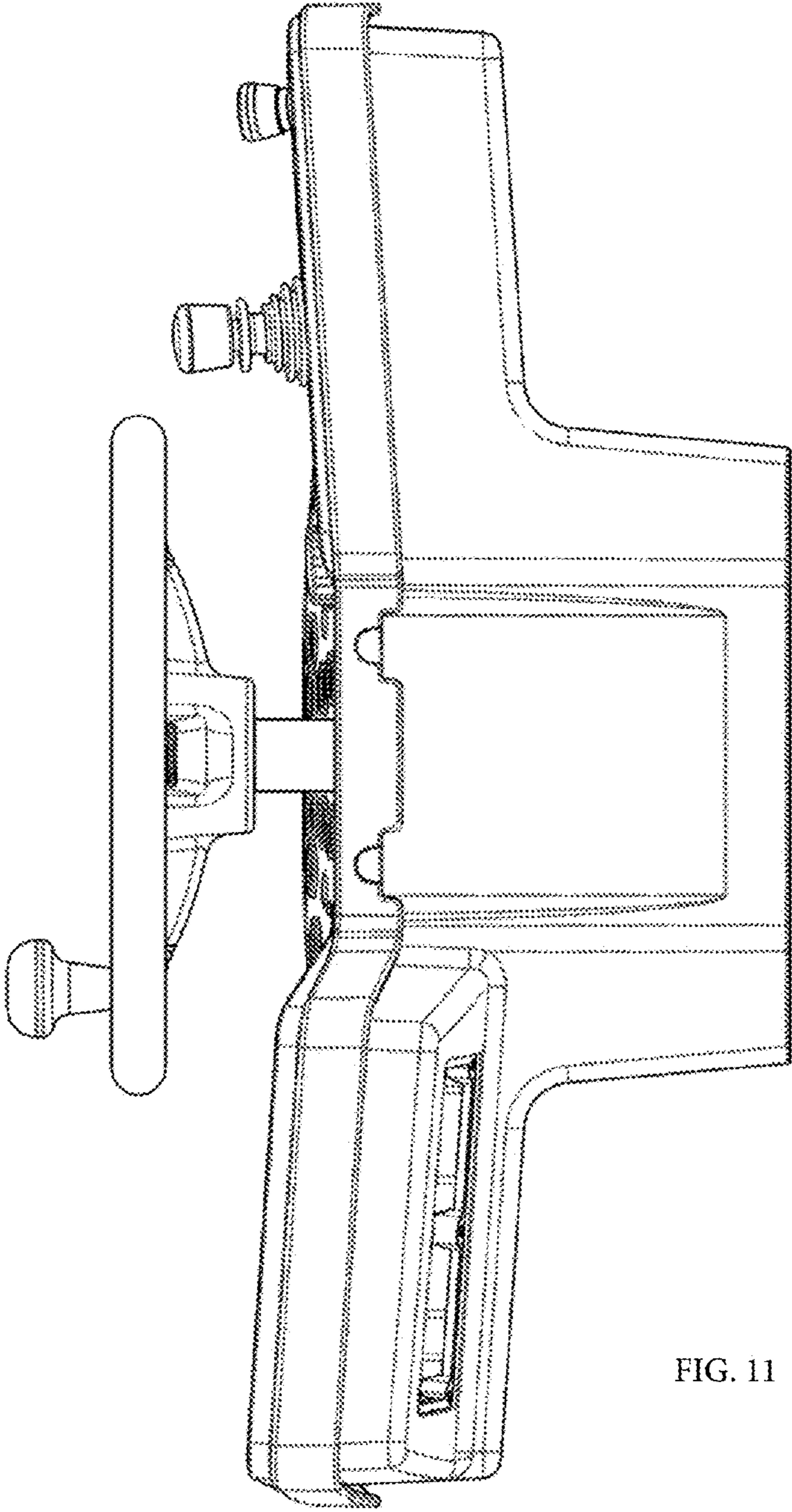


FIG. 11

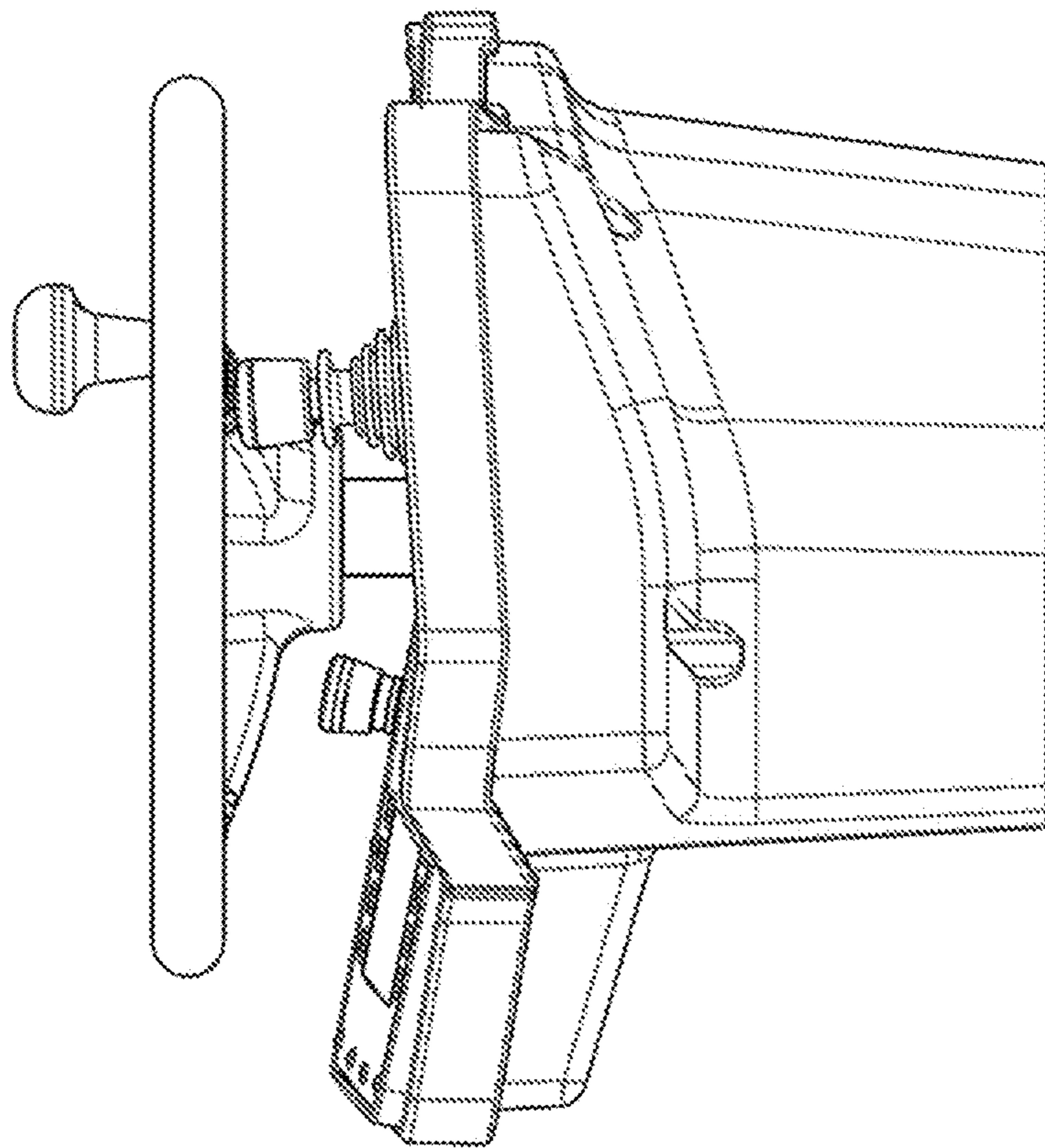


FIG. 12

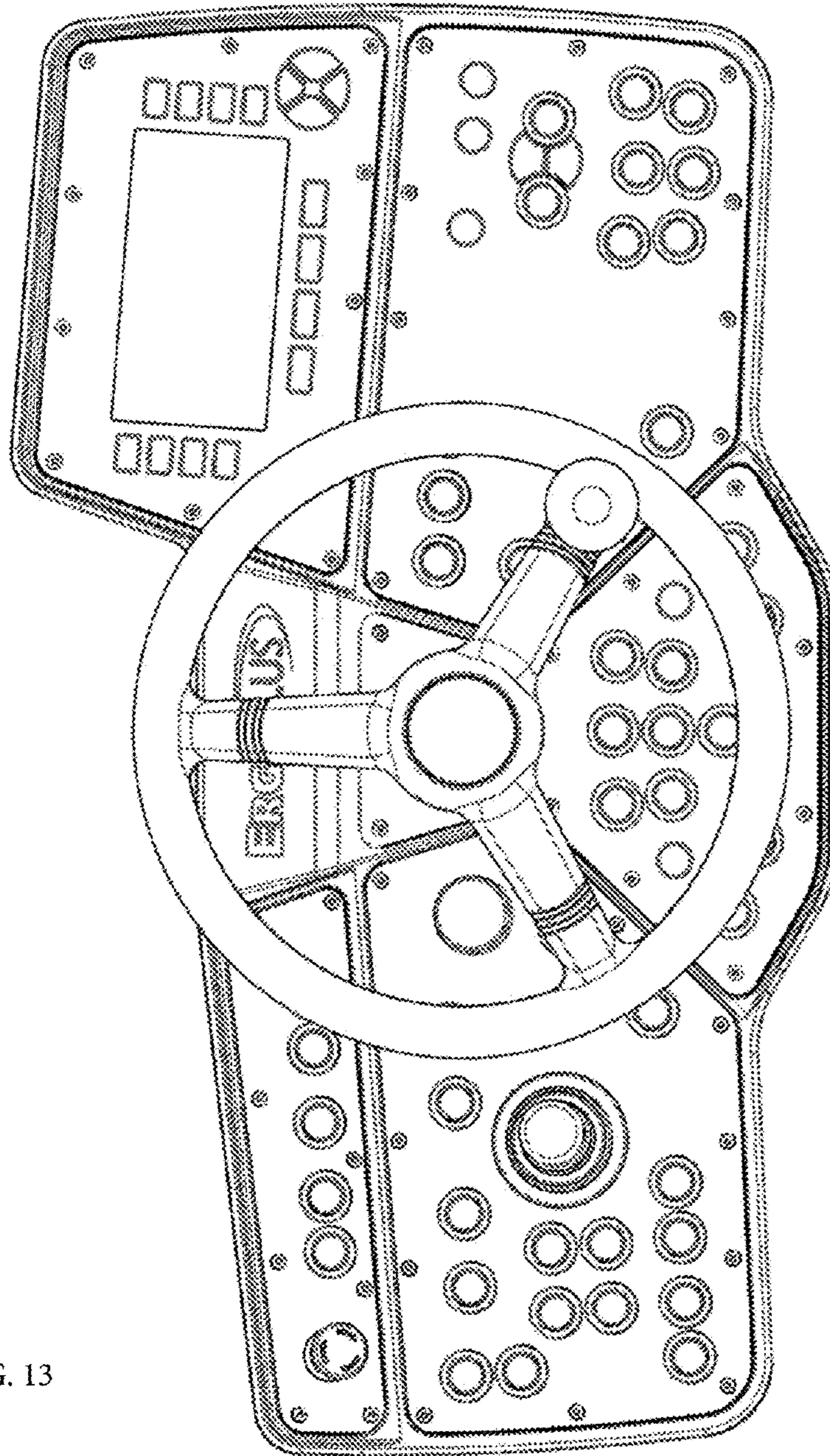
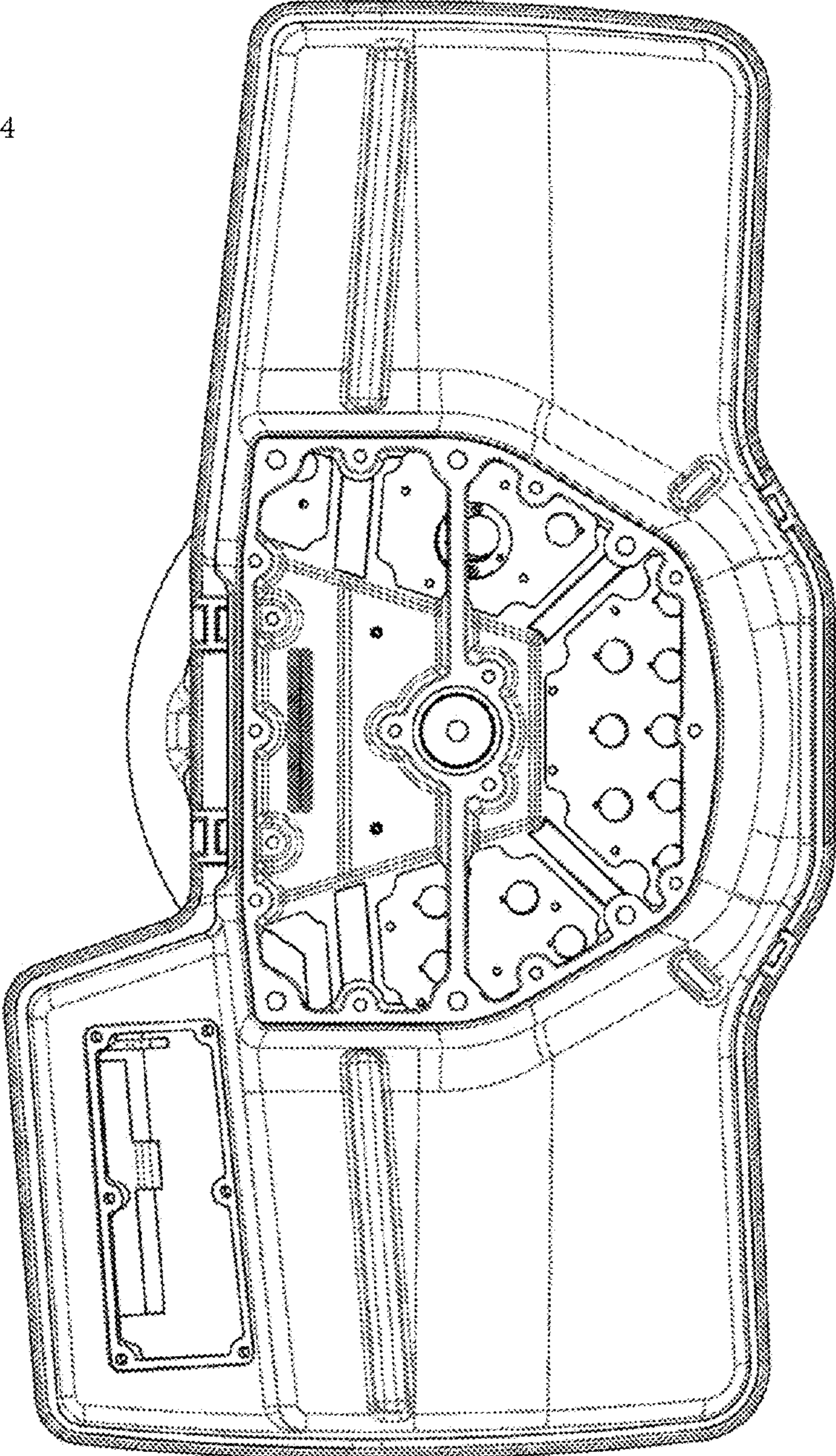


FIG. 13

FIG. 14



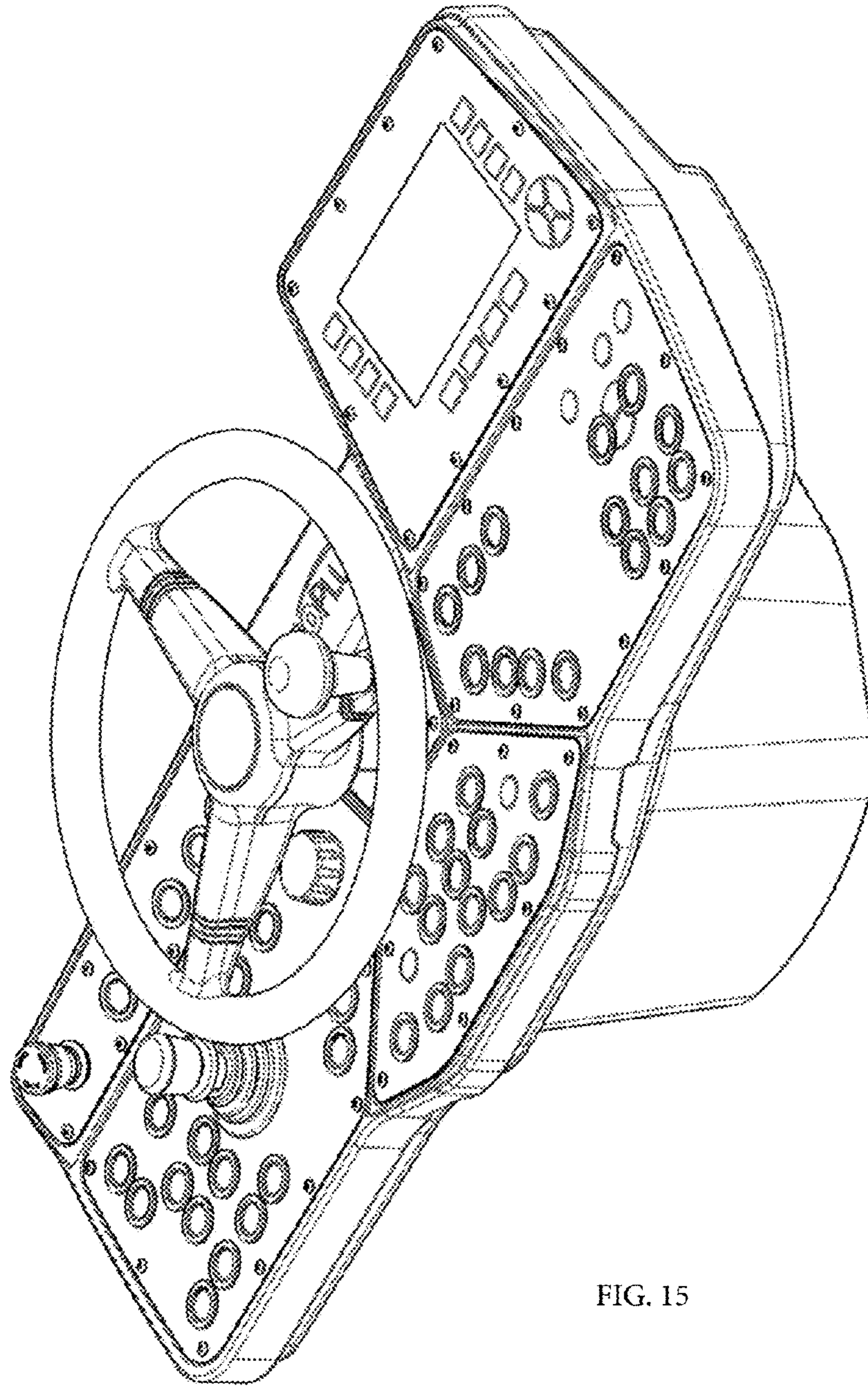


FIG. 15

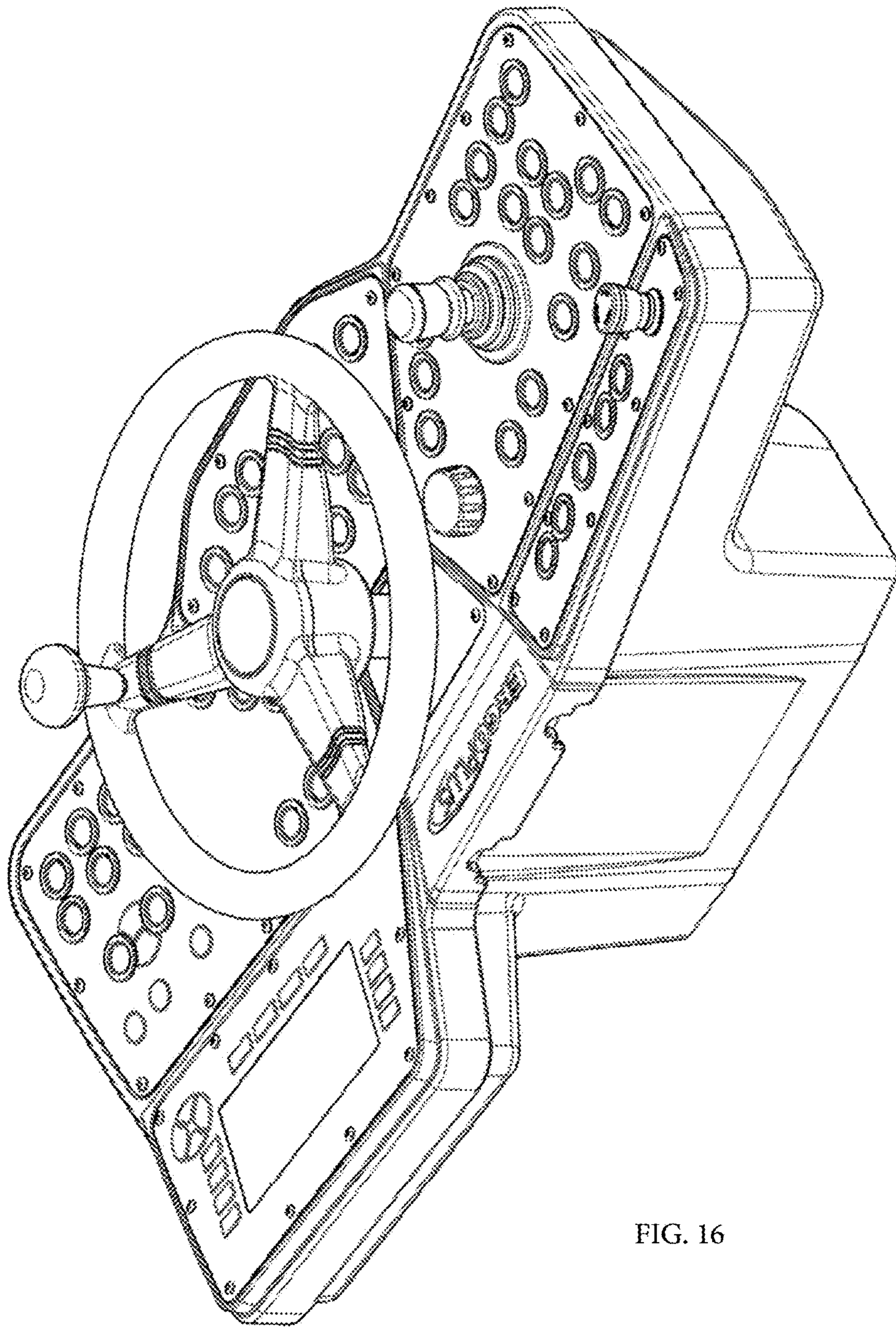


FIG. 16