



US00D770482S

(12) **United States Design Patent** (10) **Patent No.:** **US D770,482 S**
Wielgosz (45) **Date of Patent:** **** Nov. 1, 2016**

(54) **DISPLAY SCREEN WITH ANIMATED GRAPHICAL USER INTERFACE**

(71) Applicant: **ADVANCED DIGITAL BROADCAST S.A.**, Geneva (CH)

(72) Inventor: **Marcin Wielgosz**, Zielona Gora (PL)

(73) Assignee: **ADVANCED DIGITAL BROADCAST S.A.**, Chambesy (CH)

(**) Term: **14 Years**

(21) Appl. No.: **29/465,534**

(22) Filed: **Aug. 29, 2013**

(30) **Foreign Application Priority Data**

Jun. 19, 2013 (EP) 002258848

(51) **LOC (10) Cl.** **14-04**

(52) **U.S. Cl.**
USPC **D14/486**

(58) **Field of Classification Search**
USPC D14/485-495
CPC G06F 3/01; G06F 3/0481; G06F 3/0482;
G06F 3/0483; G06F 3/0484
See application file for complete search history.

(56) **References Cited**

U.S. PATENT DOCUMENTS

- 5,956,024 A * 9/1999 Strickland G06Q 30/02
715/717
- D454,139 S * 3/2002 Feldcamp D14/486
- D474,778 S * 5/2003 Barnes D14/486
- D528,553 S * 9/2006 Nevill-Manning D14/486
- 7,308,653 B2 * 12/2007 Lin-Hendel G06F 3/0485
709/217
- D566,126 S * 4/2008 Park D14/486
- D596,645 S * 7/2009 Channell D14/486
- D602,038 S * 10/2009 Channell D14/486
- D609,716 S * 2/2010 White D14/486

- D611,947 S * 3/2010 Mather D14/485
- 7,689,933 B1 * 3/2010 Parsons G06F 3/0482
715/200
- 7,707,510 B1 * 4/2010 Ubillos G06F 3/0481
715/748
- D638,844 S * 5/2011 Woods D14/486
- D639,305 S * 6/2011 Woods D14/486
- D639,306 S * 6/2011 Woods D14/486
- D639,818 S * 6/2011 Woods D14/486
- D639,820 S * 6/2011 Jones D14/486
- D639,821 S * 6/2011 Jones D14/486
- D639,822 S * 6/2011 Jones D14/486
- D639,823 S * 6/2011 Jones D14/486
- 8,108,798 B2 * 1/2012 Sauermann G06F 3/038
715/765

(Continued)

Primary Examiner — Darlington Ly

Assistant Examiner — Daniel J Domino

(74) *Attorney, Agent, or Firm* — Mark M. Friedman

(57) **CLAIM**

I hereby claim the ornamental design for the display screen with animated graphical user interface, as shown and described.

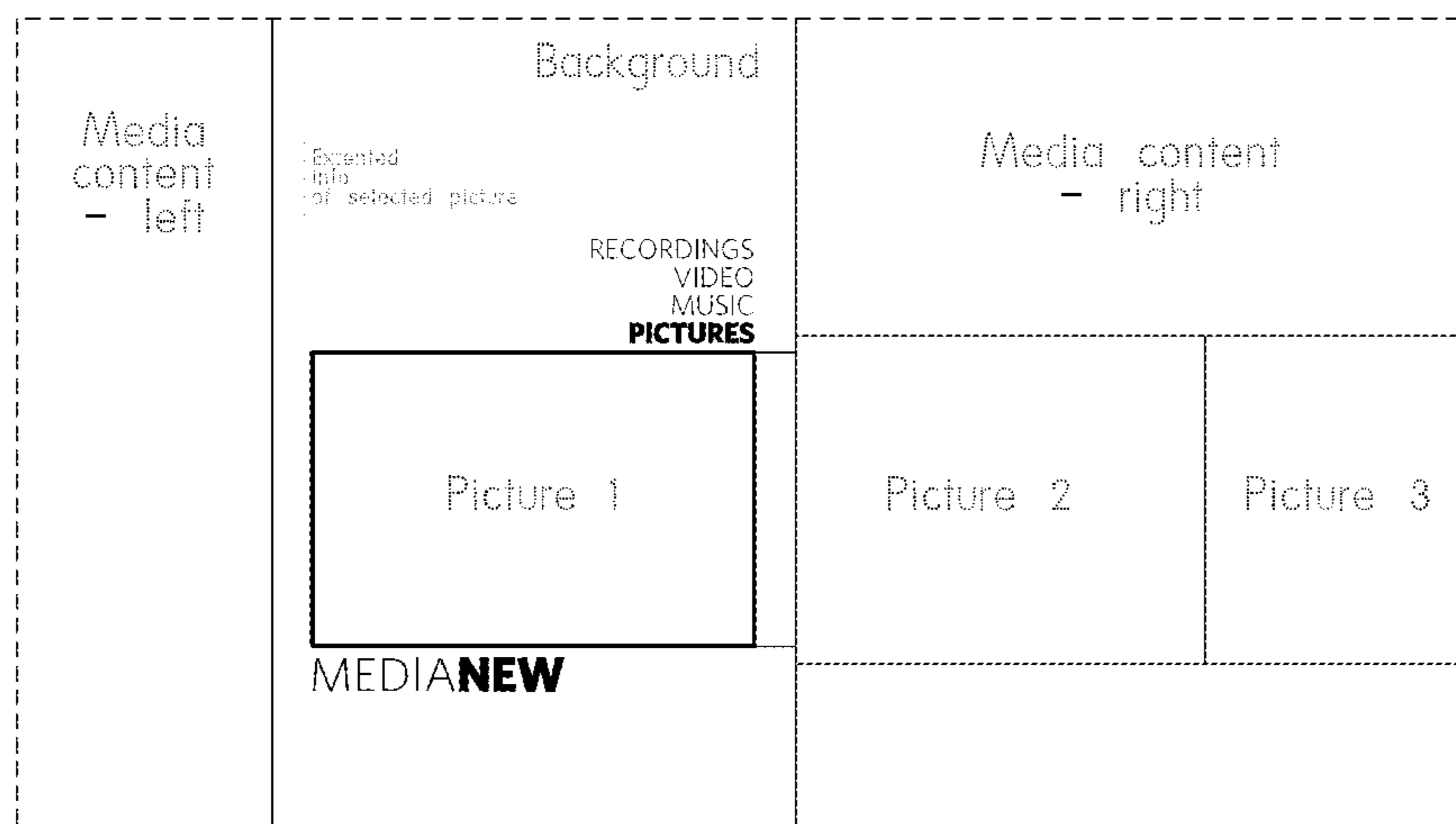
DESCRIPTION

FIG. 1 is a front view of a first image of a display screen with animated graphical user interface;
FIG. 2 is a second image thereof after shifting the content right; and,
FIG. 3 is a third image thereof after shifting the content right.

The broken lines forming the outermost perimeter and the dotted line text and numbers of the graphical user interface illustrate portions of the article of manufacture, and form no part of the claimed design.

The appearance of the user interface sequentially transitions between the images shown in FIGS. 1-3. The process or period in which one image transitions to another forms no part of the claimed design.

1 Claim, 3 Drawing Sheets



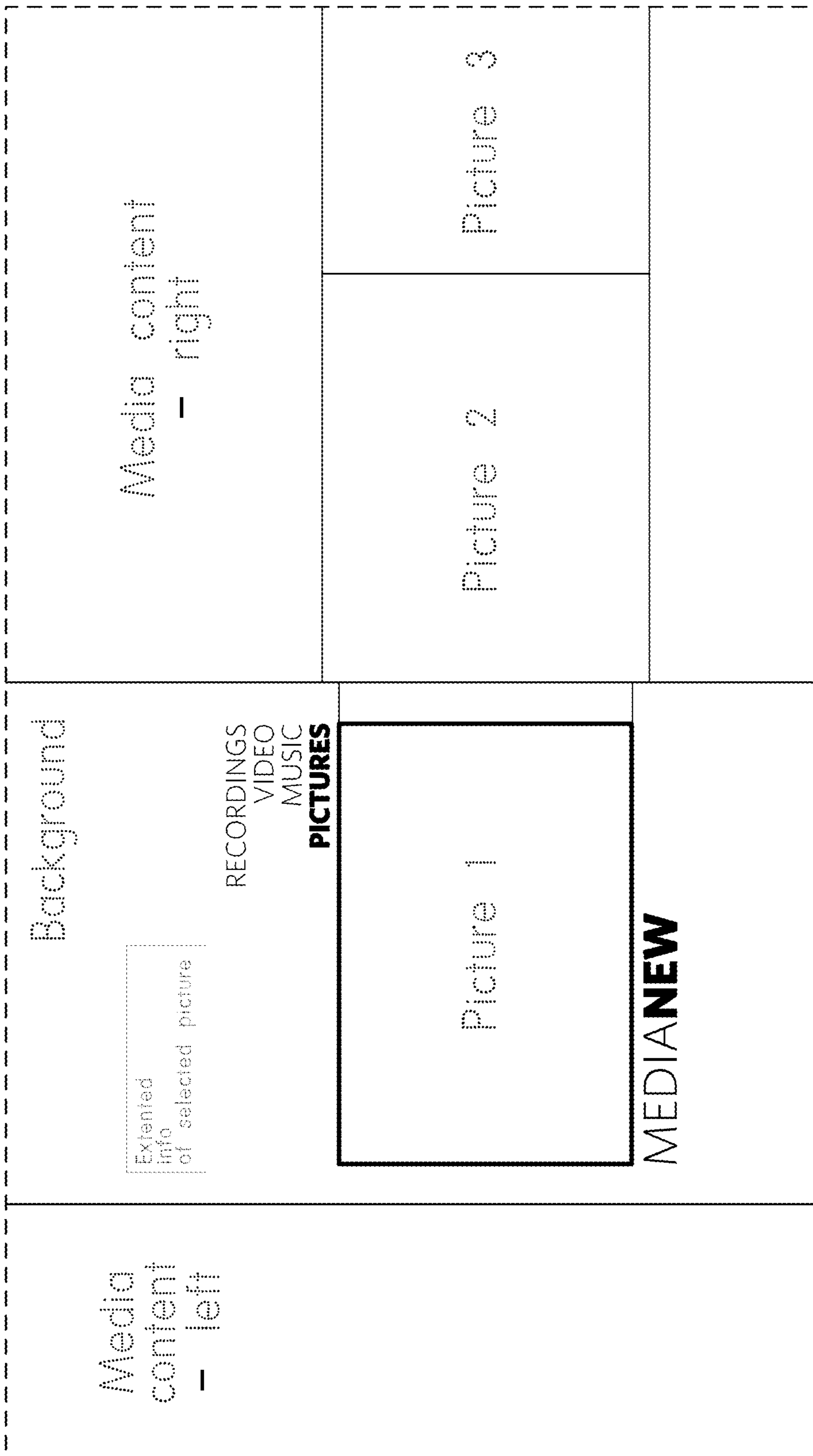


FIG. 1

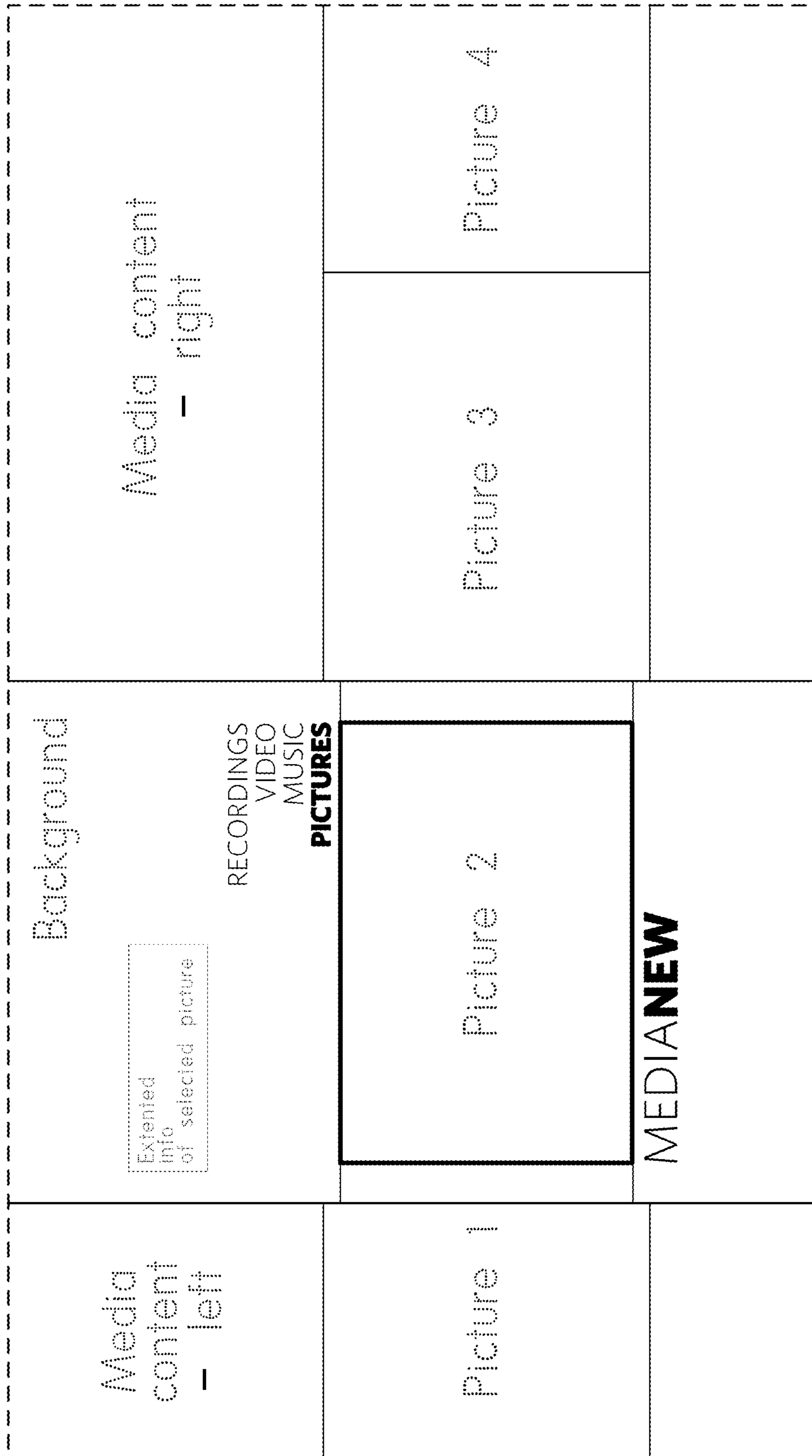


FIG. 2

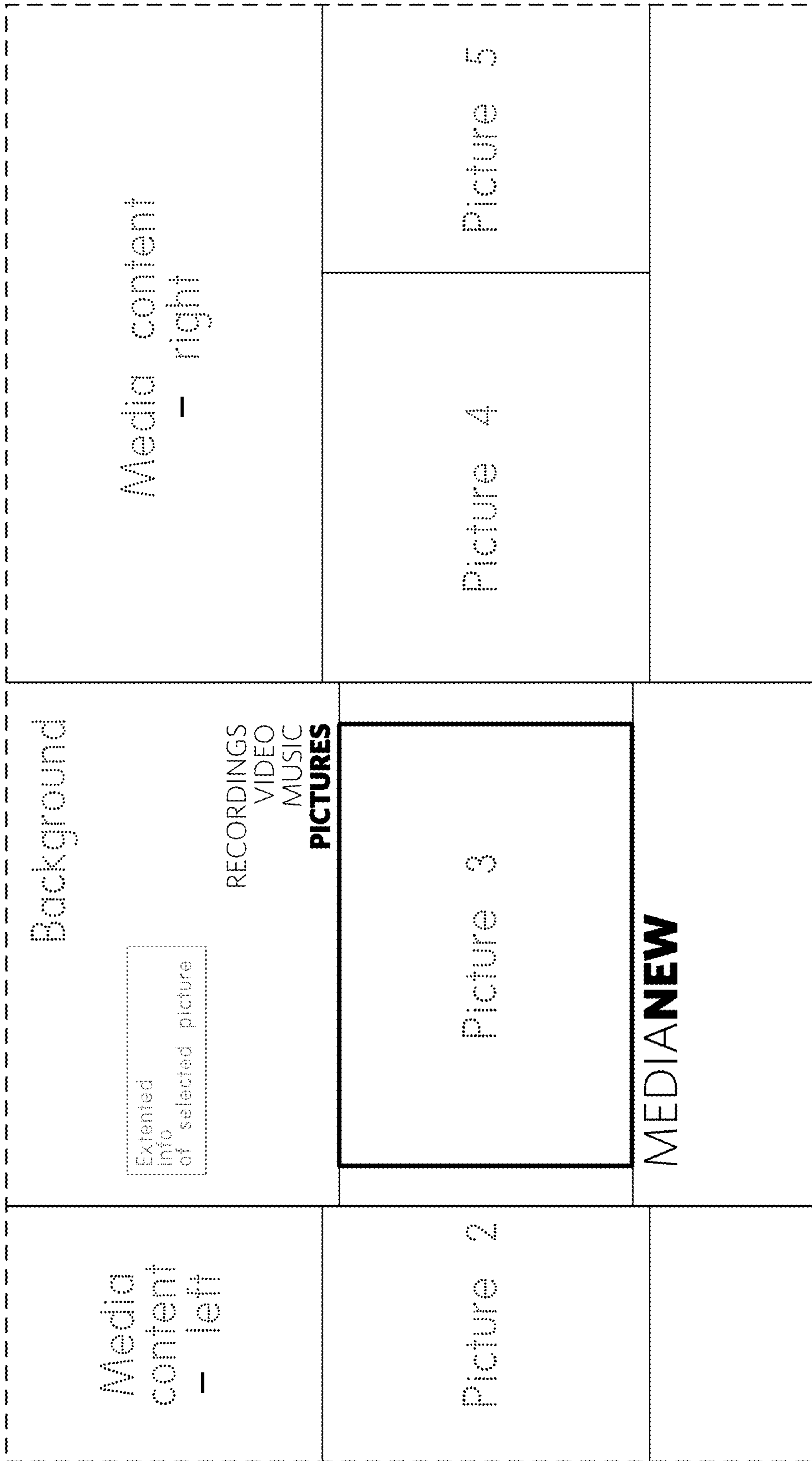


FIG. 3