



US00D770461S

(12) **United States Design Patent** (10) **Patent No.:** **US D770,461 S**  
**Panahon et al.** (45) **Date of Patent:** **\*\* \*Nov. 1, 2016**

(54) **CLIP-ON HOUSING FOR USB HID WEB KEY INTERFACE**

(71) Applicant: **Loop Limited**, Evanston, IL (US)

(72) Inventors: **Andrew M. Panahon**, Evanston, IL (US); **Travis J. Weber**, Evanston, IL (US)

(73) Assignee: **Loop Limited**, Evanston, IL (US)

(\*) Notice: This patent is subject to a terminal disclaimer.

(\*\*) Term: **15 Years**

(21) Appl. No.: **29/536,568**

(22) Filed: **Aug. 18, 2015**

(51) **LOC (10) Cl.** ..... **14-03**

(52) **U.S. Cl.**  
USPC ..... **D14/480.1**

(58) **Field of Classification Search**  
USPC ..... D14/435.1, 480.1-480.7, 411, 433, 436, D14/484.1, 137, 155, 203.1-203.8, 240, D14/242; D13/133, 154  
CPC ..... H05K 5/0278; G06K 19/07732  
See application file for complete search history.

(56) **References Cited**

U.S. PATENT DOCUMENTS

D639,707 S *	6/2011	Caskey	.....	D11/201
D656,141 S *	3/2012	Schlossstein	.....	D14/480.1
D656,144 S *	3/2012	Schlossstein	.....	D14/480.1
D659,150 S *	5/2012	Andre	.....	D14/436
D660,857 S *	5/2012	Emami	.....	D11/201

D662,941 S *	7/2012	Emami	.....	D14/480.3
D675,215 S *	1/2013	Akana	.....	D14/480.1
D680,123 S *	4/2013	Benois	.....	D14/480.5
D687,041 S *	7/2013	Benois	.....	D14/480.5
D724,599 S *	3/2015	Lin	.....	D14/480.1
2012/0069513 A1*	3/2012	Emami	.....	H05K 5/0278 361/679.32
2013/0058032 A1*	3/2013	Jung	.....	H05K 5/0278 361/679.32
2013/0190047 A1*	7/2013	Roberts, Jr.	.....	H05K 5/0278 455/557

\* cited by examiner

*Primary Examiner* — Angela J Lee

(74) *Attorney, Agent, or Firm* — Carrie Stroup

(57) **CLAIM**

The ornamental design for a clip-on housing for USB HID web key interface, as shown and described.

**DESCRIPTION**

FIG. 1 is an elevated bottom right side perspective view of a clip-on housing for a USB HID web key interface showing our new design;

FIG. 2 is a front elevational view thereof;

FIG. 3 is a back side elevational view thereof;

FIG. 4 is a right side plan view thereof;

FIG. 5 is a left side plan view thereof;

FIG. 6 is a top plan view thereof;

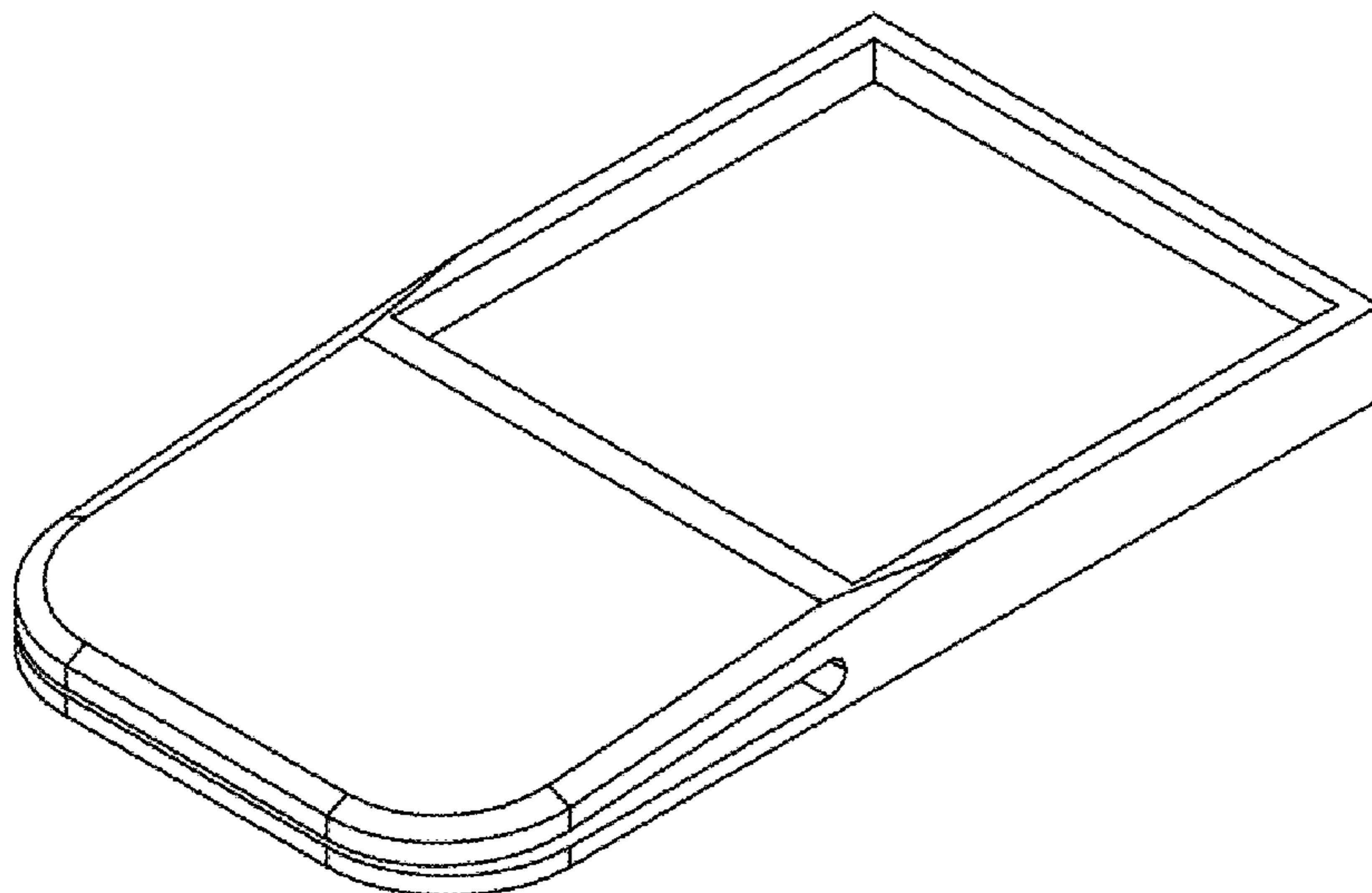
FIG. 7 is a bottom plan view thereof;

FIG. 8 is an elevated top left side perspective view thereof; and,

FIG. 9 is another elevated bottom right side perspective view thereof.

The broken lines in FIGS. 8 and 9 depict environmental subject matter only and form no part of the claimed design.

**1 Claim, 8 Drawing Sheets**



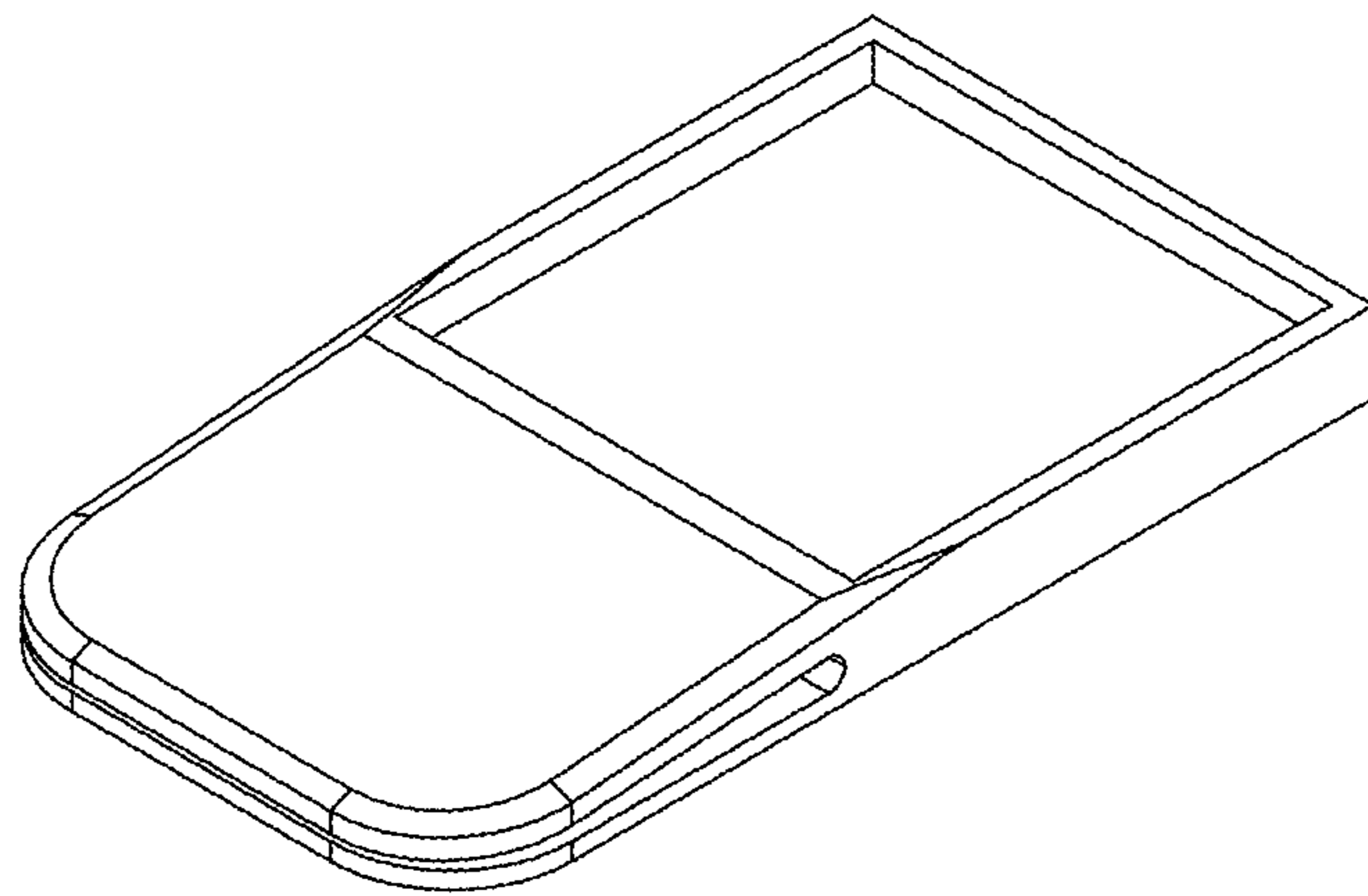


FIG. 1

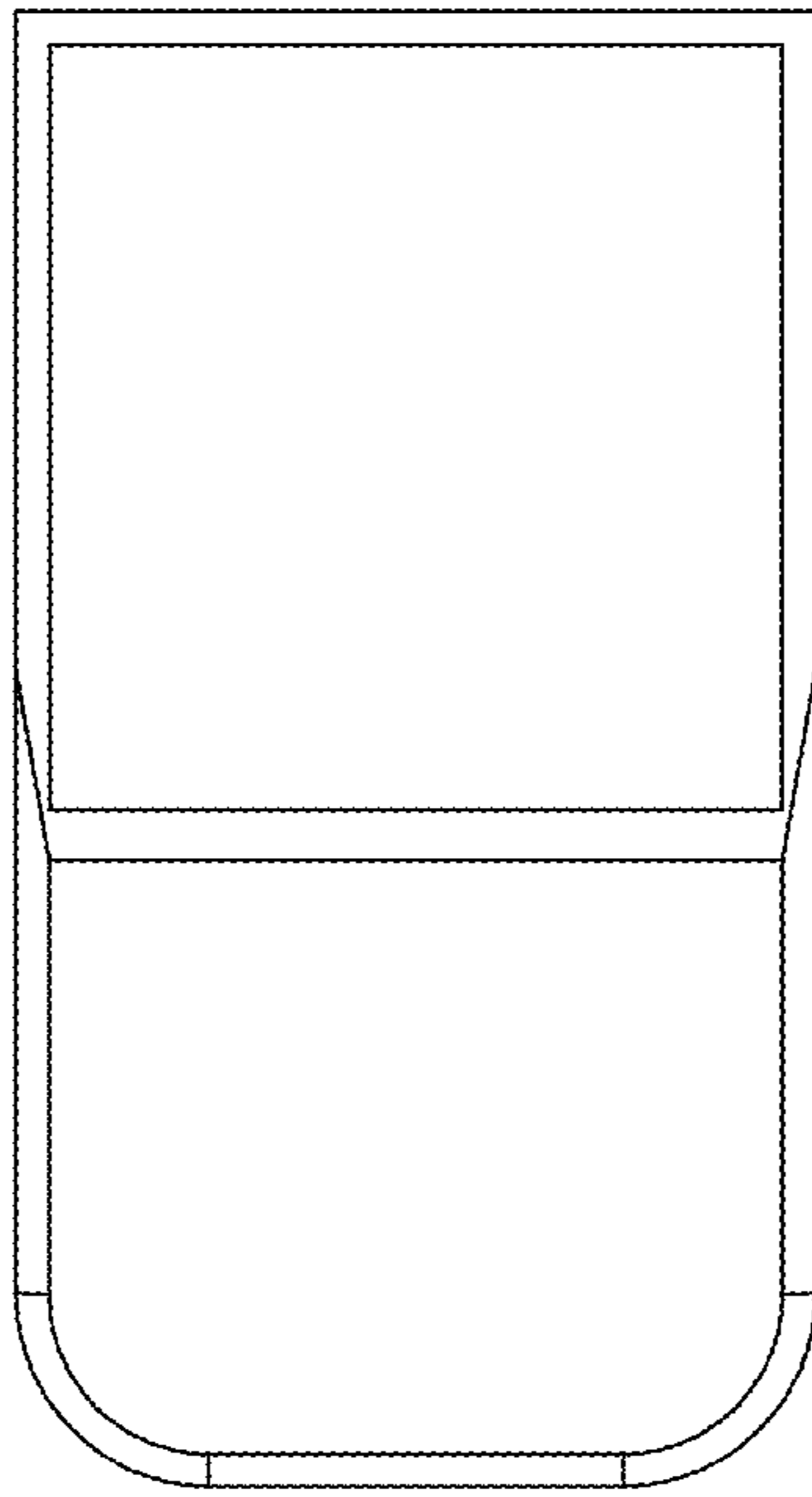


FIG. 2




FIG. 3

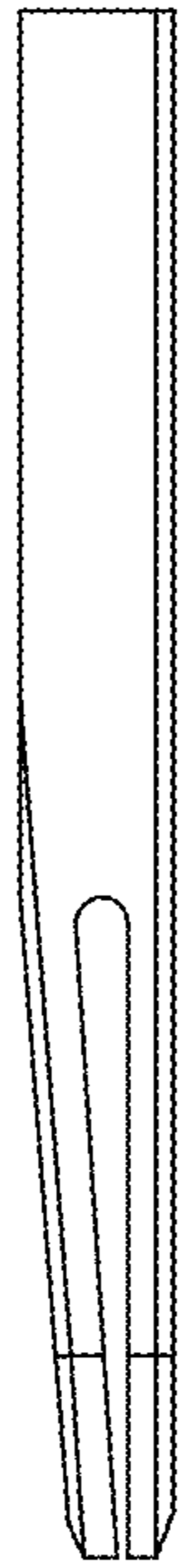


FIG. 4



FIG. 5



FIG. 6



FIG. 7

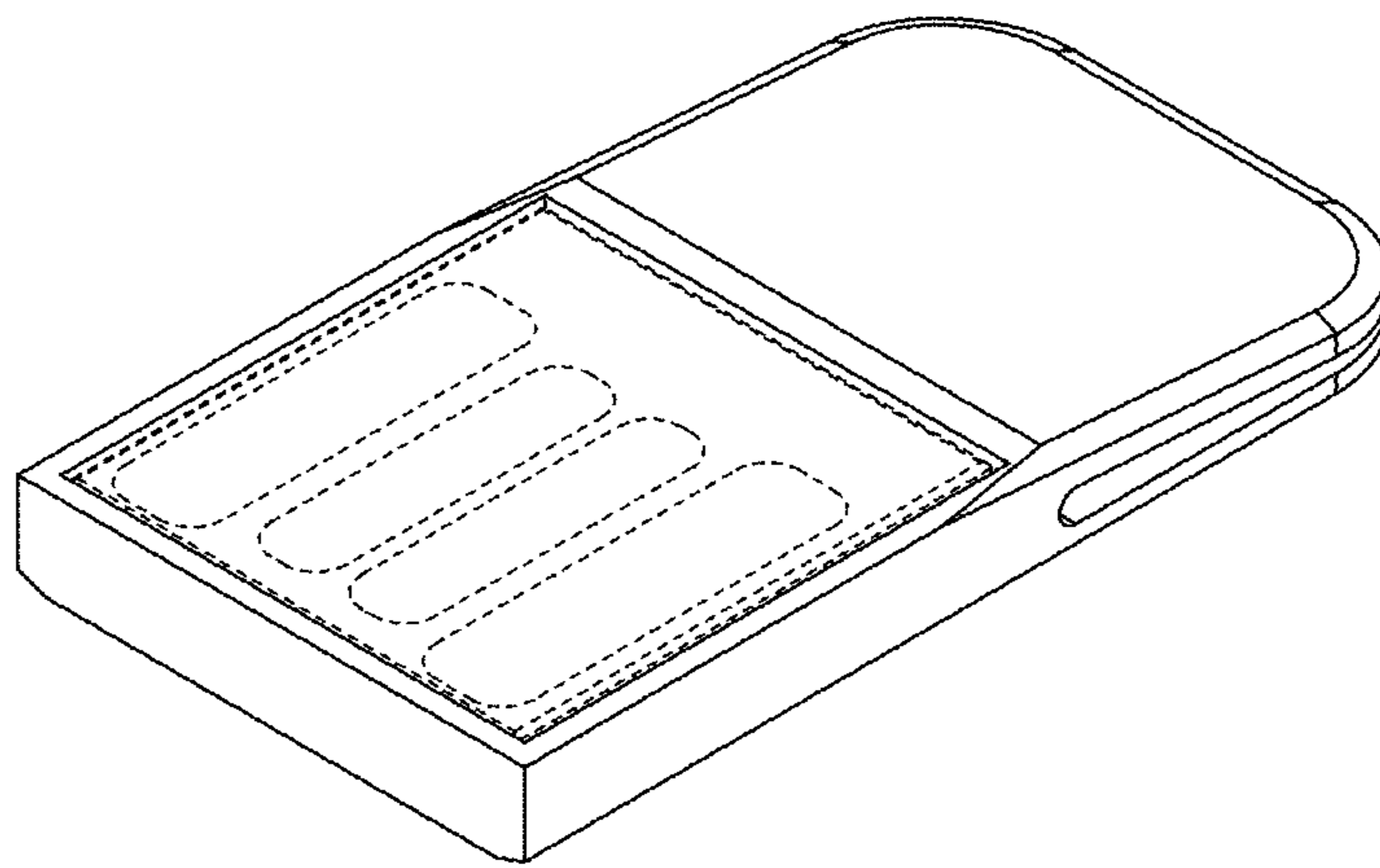


FIG. 8



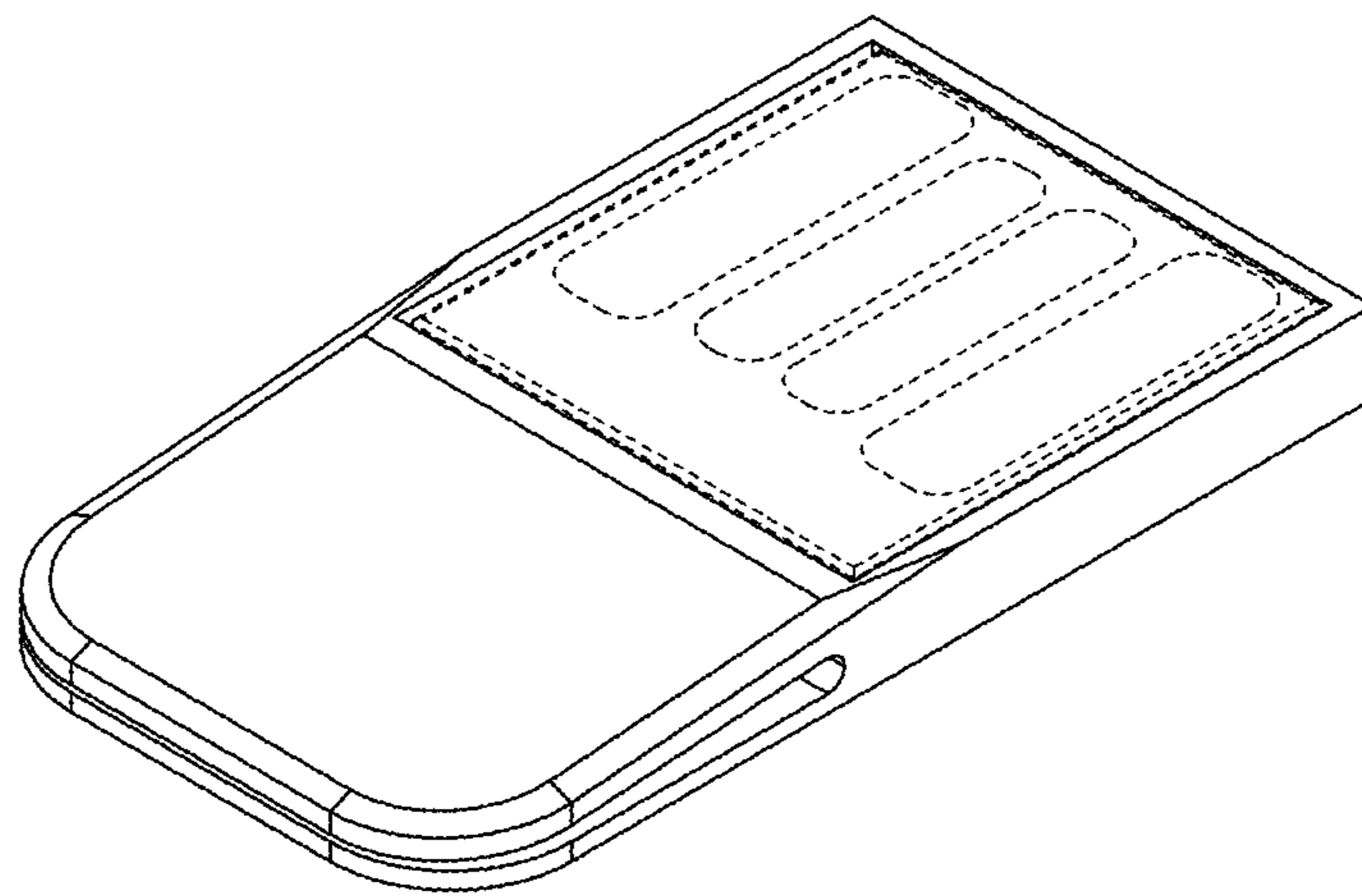


FIG. 9