



US00D770458S

(12) **United States Design Patent** (10) **Patent No.:** **US D770,458 S**
Corcoran et al. (45) **Date of Patent:** **** Nov. 1, 2016**

- (54) **PROTECTIVE CASE FOR A MOBILE DISPLAY DEVICE**
- (71) Applicant: **Logitech Europe S.A.**, Lausanne (CH)
- (72) Inventors: **Fergal Corcoran**, County Cork (IE);
Padraig Murphy, County Monogham (IE); **Ken Delaney**, County Cork (IE)
- (73) Assignee: **Logitech Europe S.A.**, Lausanne (CH)

D694,759 S *	12/2013	Chang	D14/440
D718,759 S *	12/2014	Barfoot	D14/250
D727,884 S *	4/2015	Fathollahi	D14/250
D731,493 S *	6/2015	Mills	D14/440
D731,494 S *	6/2015	Barfoot	D14/440
D731,495 S *	6/2015	Hassett	D14/440
D733,696 S *	7/2015	Burgett	D14/250
D734,310 S *	7/2015	Su	D14/250
D735,183 S *	7/2015	Kim	D14/250
D737,263 S *	8/2015	Armstrong	D14/250
D741,845 S *	10/2015	Kim	D14/250
2010/0089779 A1 *	4/2010	Bowers	A45C 7/0095 206/320

(**) Term: **14 Years**

(21) Appl. No.: **29/513,784**

(22) Filed: **Jan. 5, 2015**

Related U.S. Application Data

(63) Continuation-in-part of application No. 29/509,399, filed on Nov. 17, 2014.

(51) **LOC (10) Cl.** **14-02**

(52) **U.S. Cl.**
USPC **D14/440**

(58) **Field of Classification Search**
USPC D14/440, 439, 432, 203.4, 203.8, 341;
D3/218, 215, 201, 294, 289, 900
CPC .. G06F 1/1601; G06F 1/1626; G06F 1/1633;
G06F 1/1675; G06F 1/167; G06F 1/1306;
G02F 1/133308; G02F 1/153; G02F
2001/133317; H04M 1/185; H04M 1/0252;
H04B 1/3888
See application file for complete search history.

(56) **References Cited**

U.S. PATENT DOCUMENTS

D606,532 S *	12/2009	de Jong	D14/250
D673,159 S *	12/2012	McCarthy	D14/440

* cited by examiner

Primary Examiner — Cynthia Underwood

(74) *Attorney, Agent, or Firm* — Kilpatrick Townsend & Stockton LLP

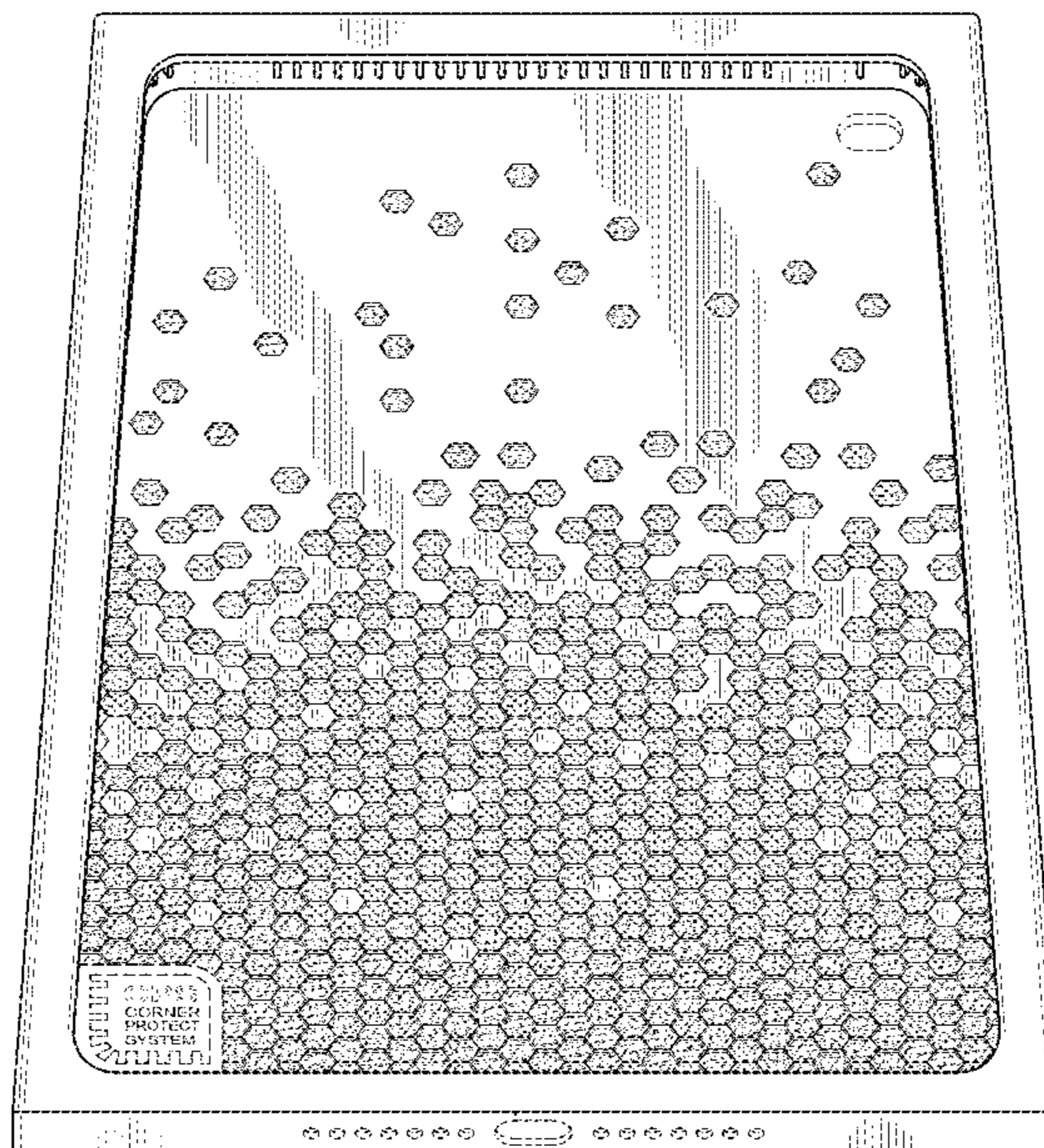
(57) **CLAIM**

The ornamental design for a protective case for a mobile display device, as shown and described.

DESCRIPTION

FIG. 1 is a top plan view of our protective case for a mobile display device showing our new design; FIG. 2 is a right side elevational view thereof; FIG. 3 is a bottom plan view thereof; FIG. 4 is a front elevation view thereof; and, FIG. 5 is a top perspective view thereof. The broken lines in the drawings depict environmental subject matter or parts of protective case for a mobile display device only and form no part of the claimed design.

1 Claim, 3 Drawing Sheets



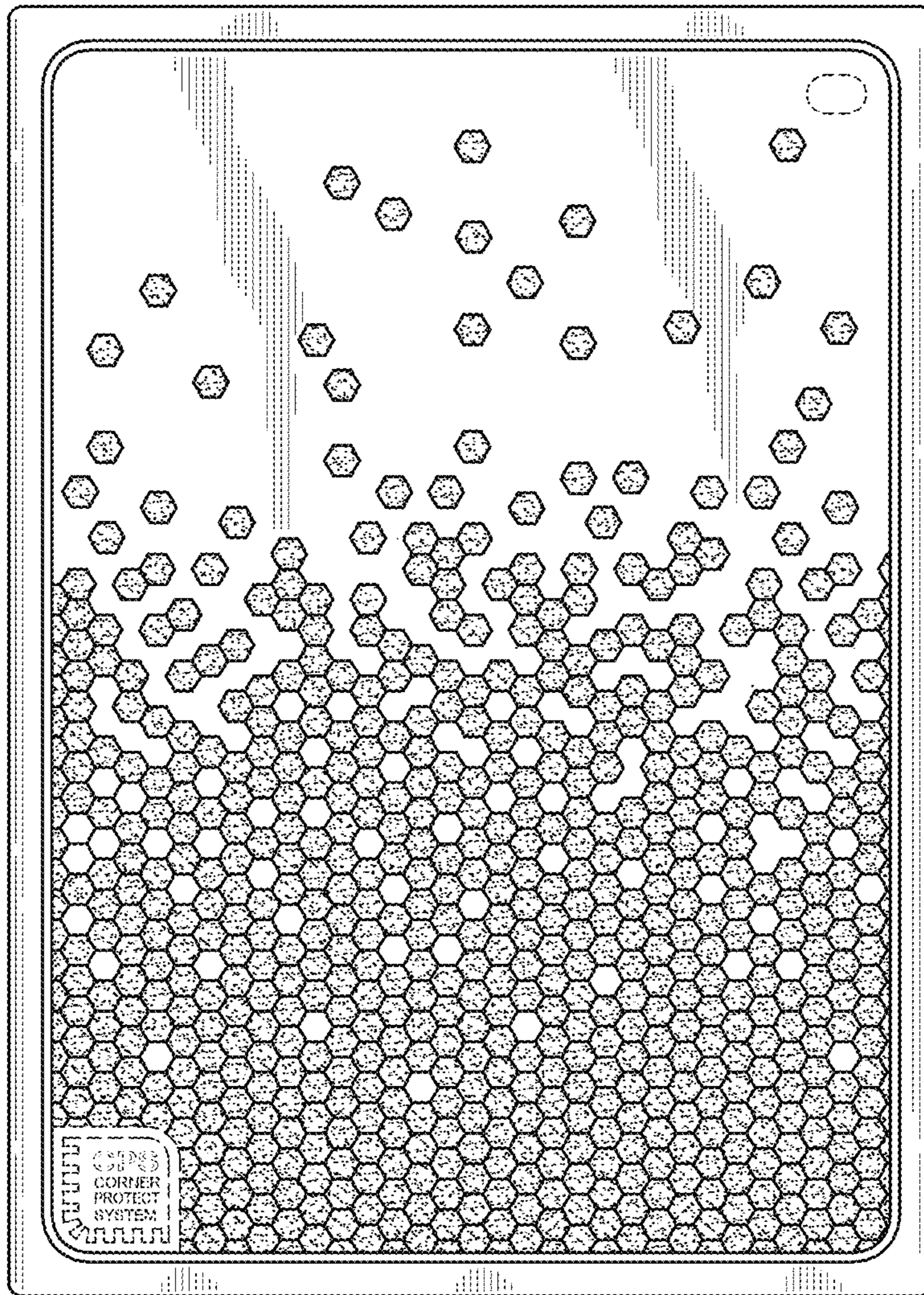


FIG. 1




FIG. 2



FIG. 3




FIG. 4

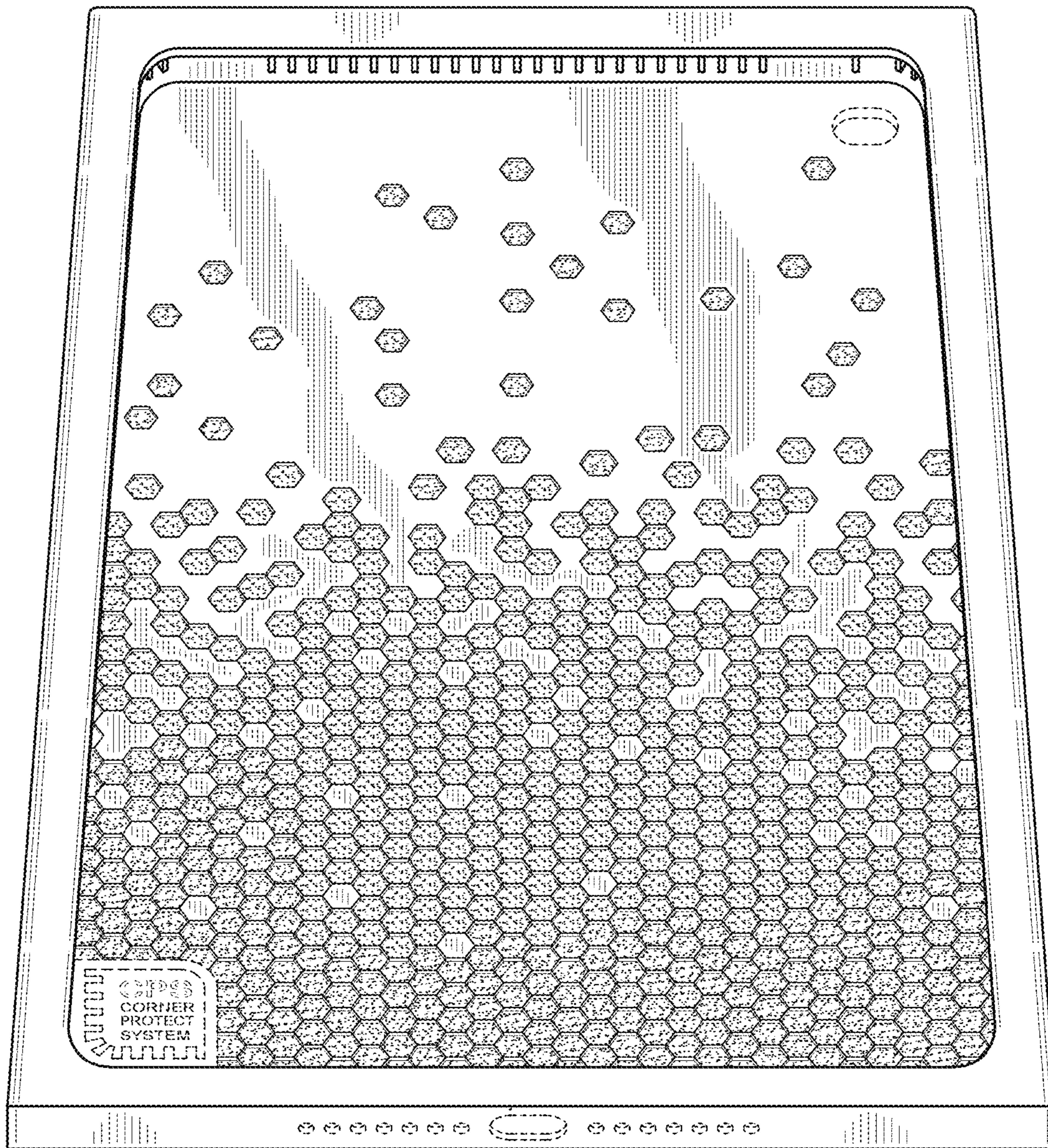


FIG. 5