



US00D770453S

(12) **United States Design Patent** (10) **Patent No.:** **US D770,453 S**
Sumsion (45) **Date of Patent:** **** Nov. 1, 2016**

(54) **STYLUS**

(71) Applicant: **ZAGG Intellectual Property Holding Co., Inc.**, Salt Lake City, UT (US)

(72) Inventor: **Cecily Sumsion**, Draper, UT (US)

(73) Assignee: **ZAGG Intellectual Property Holding Co., Inc.**, Midvale, UT (US)

(**) Term: **14 Years**

(21) Appl. No.: **29/520,339**

(22) Filed: **Mar. 13, 2015**

(51) **LOC (10) Cl.** **14-02**

(52) **U.S. Cl.**
USPC **D14/411**

(58) **Field of Classification Search**
USPC D14/411; D19/35, 36, 41-51, 54-58;
401/55, 99, 100, 104-107, 196, 197,
401/202, 208, 209, 213, 192, 195, 243;
708/107; 345/179, 173; 178/19.01;
700/94

CPC G06F 3/016; G06F 3/033; G06F 3/0317;
G06F 3/03545; G06F 3/041; G06K 9/222

See application file for complete search history.

(56) **References Cited**

U.S. PATENT DOCUMENTS

D294,263 S *	2/1988	Rodgers	D14/411
D419,541 S *	1/2000	Kawashima	D14/411
D615,589 S *	5/2010	Hillemann	D19/185
D692,429 S *	10/2013	So	D14/411
D697,916 S *	1/2014	Dowd	D14/411
D715,298 S *	10/2014	Hong	D14/411
D719,163 S *	12/2014	Dowd	D14/411
D723,557 S *	3/2015	Dowd	D14/411
D737,275 S *	8/2015	Dowd	D14/411

OTHER PUBLICATIONS

7" Tablet PC Capacitive Stylus; accessed Mar. 12, 2015; 1 pages; <http://store.pierrecardintabletpc.co.uk/accessories-1/7-tablet-pc-capacitive-stylus.html>.

Triangular Aluminum stylus for tablet and phones; accessed Mar. 12, 2015; 3 pages; <http://www.mitrax.com.au/store/product/triangular-aluminium-stylus-for-tablets-and-phones.html>.

Drew Tablet Stylus Pen; accessed Mar. 12, 2015; 2 pages; <http://www.brookstone.com/drew-tablet-stylus-pen-black>.

Crayon Stylus Makes Using the iPad Fun; accessed Mar. 12, 2015; 6 pages; <http://www.padgadget.com/2012/01/24/crayon-stylus-makes-using-the-ipad-fun/>.

Adobe's Experimental Stylus; accessed Mar. 12, 2015; 8 pages; <http://gizmodo.com/adobe-s-experimental-stylus-just-got-real-and-is-comin-1335190476>.

* cited by examiner

Primary Examiner — Austin Murphy

(74) *Attorney, Agent, or Firm* — Thorpe, North & Western LLP

(57) **CLAIM**

The ornamental design for the stylus, as shown and described herein.

DESCRIPTION

FIG. 1 is an elevated, perspective view of the stylus in accordance with my invention;

FIG. 2 is an elevated, perspective view thereof;

FIG. 3 is a rear view thereof;

FIG. 4 is a front view thereof;

FIG. 5 is a left side view thereof;

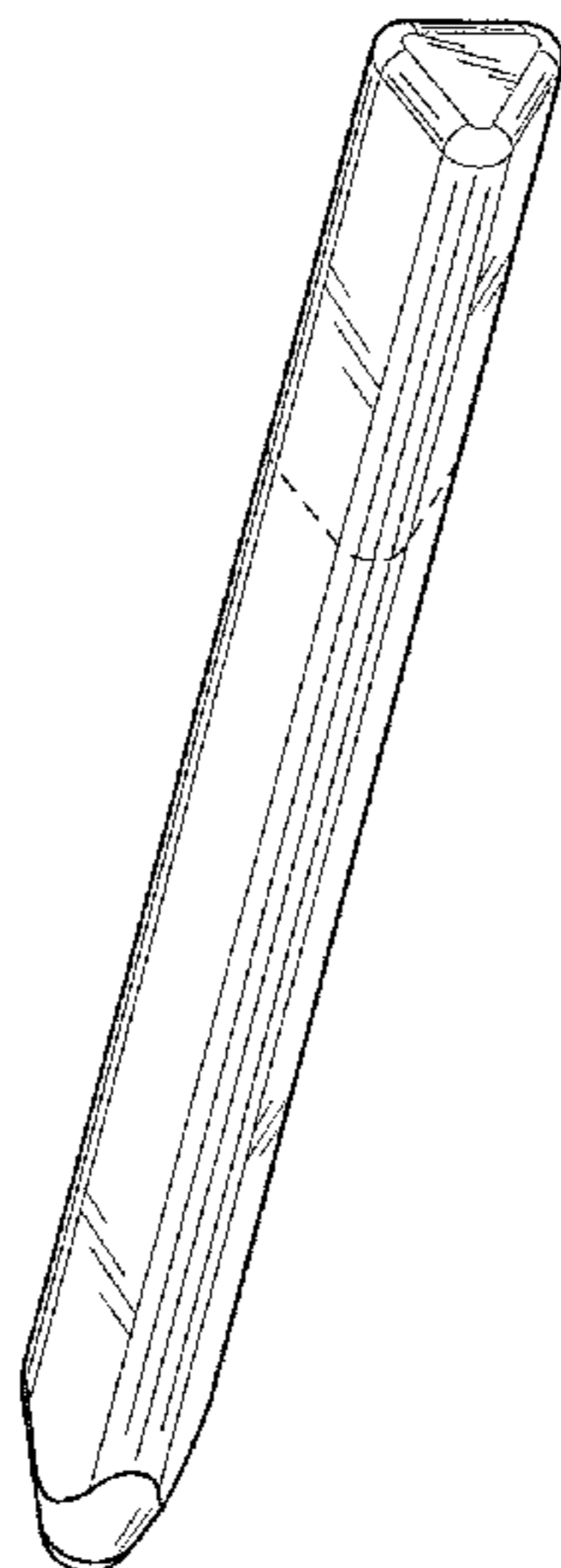
FIG. 6 is a right side view thereof;

FIG. 7 is a top view thereof; and,

FIG. 8 is a bottom view thereof.

The broken lines shown in FIGS. 1-6 are for illustrative purposes only and form no part of the claimed design.

1 Claim, 2 Drawing Sheets



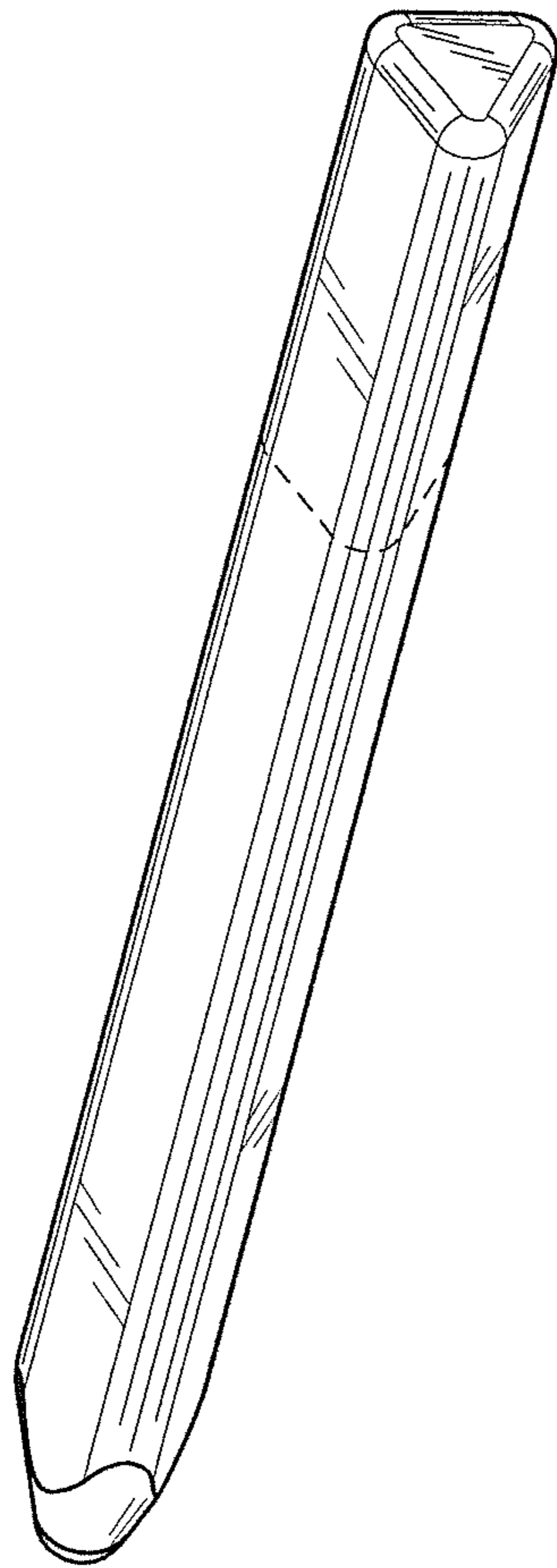


FIG. 1

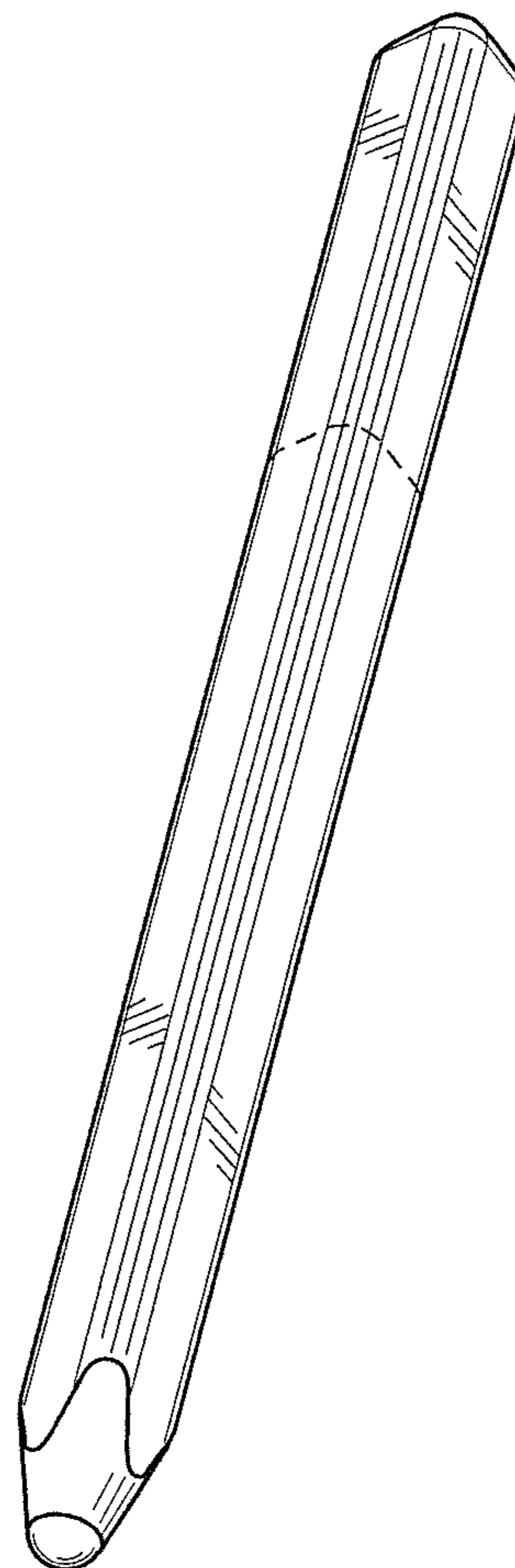


FIG. 2




FIG. 3



FIG. 4



FIG. 5

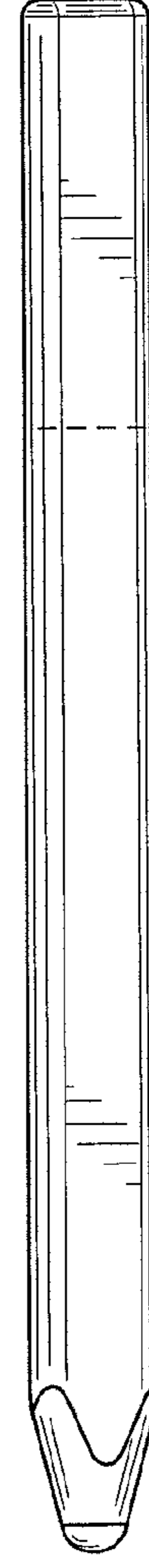


FIG. 6

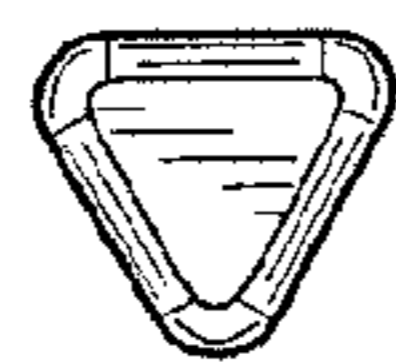


FIG. 7

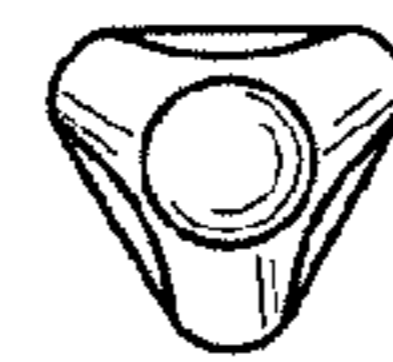


FIG. 8