



US00D770449S

(12) **United States Design Patent** (10) **Patent No.:** **US D770,449 S**
Bae et al. (45) **Date of Patent:** **** Nov. 1, 2016**

(54) **DISPLAY DEVICE**

(56) **References Cited**

(71) Applicant: **SAMSUNG DISPLAY CO., LTD.**,
Yongin-si, Gyeonggi-do (KR)

(72) Inventors: **Jong Sung Bae**, Hwaseong-si (KR);
Mu Gyeom Kim, Hwaseong-si (KR);
Kyoung-Eun Lee, Seoul (KR); **Chang**
Yong Jeong, Yongin-si (KR)

(73) Assignee: **Samsung Display Co., Ltd.**, Yongin-si
(KR)

(**) Term: **15 Years**

U.S. PATENT DOCUMENTS

6,742,294 B1 * 6/2004 Fossum A47G 1/0616
40/611.1
D573,417 S * 7/2008 Osbourn D7/641
7,441,357 B2 * 10/2008 Steer G09F 15/0025
40/603
7,456,823 B2 * 11/2008 Poupyrev G06F 3/011
178/18.06
D662,921 S * 7/2012 Clements D14/243
8,502,788 B2 * 8/2013 Cho G06F 1/1626
345/173
D703,213 S * 4/2014 Gifford D14/447
D713,811 S * 9/2014 Isaacs D14/138 AA
8,832,980 B2 * 9/2014 Hill G09F 1/06
40/603
8,929,085 B2 * 1/2015 Franklin G06F 1/1626
361/749
2009/0219247 A1 * 9/2009 Watanabe G06F 1/1615
345/157
2011/0187681 A1 * 8/2011 Kim G06F 1/1652
345/204

(21) Appl. No.: **29/536,514**

FOREIGN PATENT DOCUMENTS

(22) Filed: **Aug. 17, 2015**

KR 10-2014-0054746 A 5/2014

(30) **Foreign Application Priority Data**

* cited by examiner

Feb. 17, 2015 (KR) 30-2015-0008887

Primary Examiner — Freda S Nunn

(51) **LOC (10) Cl.** **14-02**

(74) *Attorney, Agent, or Firm* — Lewis Roca Rothgerber
Christie LLP

(52) **U.S. Cl.**

USPC **D14/374**; D14/341

(58) **Field of Classification Search**

(57) **CLAIM**

USPC D14/371–375, 125–129, 336, 337, 341,
D14/138; 341/12; 345/104, 156, 168, 173;
348/180, 184, 325, 739; 349/1, 2, 11,
349/62; 361/679.05–679.07, 679.21;
D6/300, 308; D20/10
CPC G06F 1/16; G06F 1/1601; G06F 3/037;
G06F 1/162; G06F 1/1613; G06F 1/1652;
G06F 1/1656; G06F 3/011; F16M 11/02;
F16M 11/10; F16M 11/00; G02F 1/133308;
G02F 1/133305; G09G 2340/0464; G09G
2320/0238; H05K 5/0017; H05K 5/0217;
H05K 1/028; G09F 15/0025

The ornamental design for a display device, as shown and
described.

DESCRIPTION

See application file for complete search history.

FIG. 1 is a perspective view of a display device;
FIG. 2 is a front view thereof;
FIG. 3 is a rear view thereof;
FIG. 4 is a left-side view thereof;
FIG. 5 is a right-side view thereof;
FIG. 6 is a top view thereof; and,
FIG. 7 is a bottom view thereof.

1 Claim, 5 Drawing Sheets

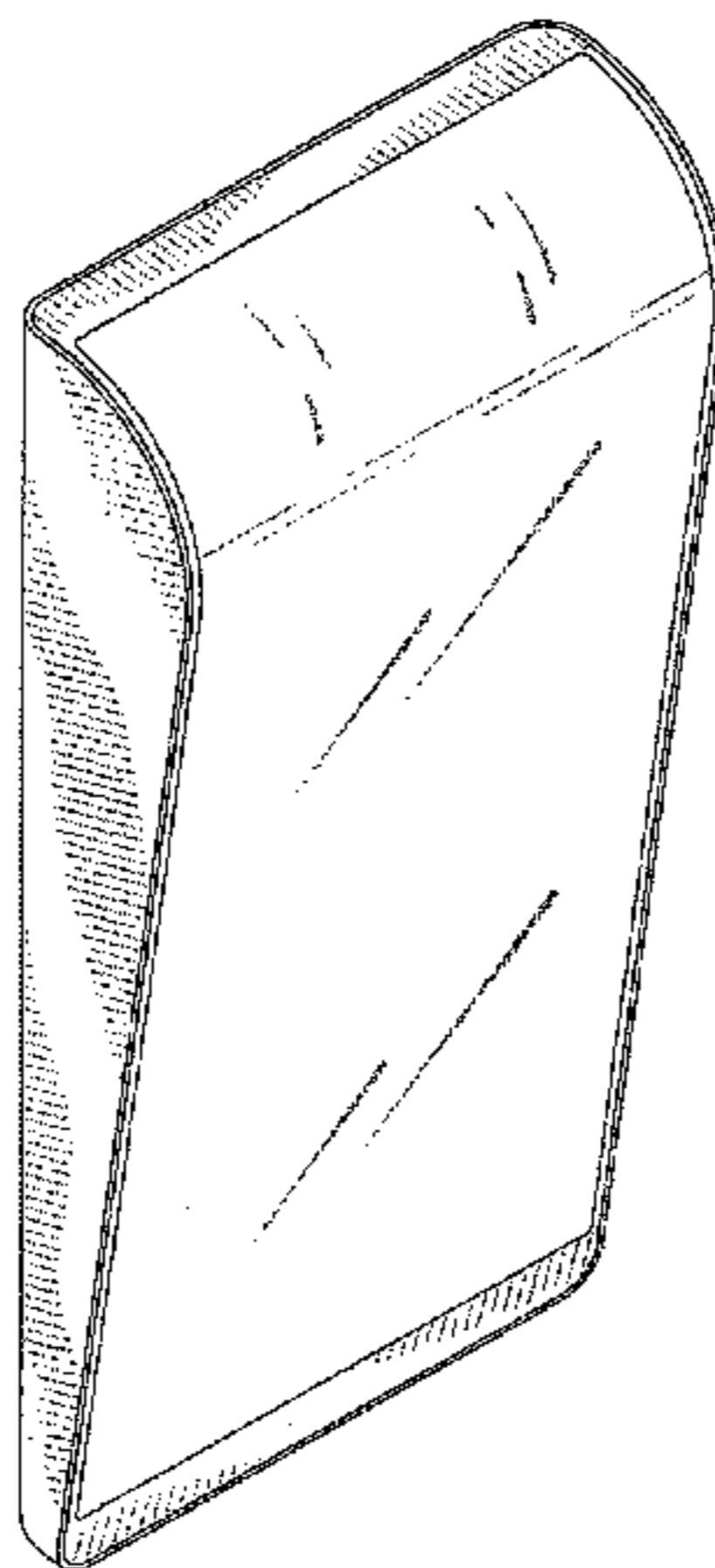


FIG. 1

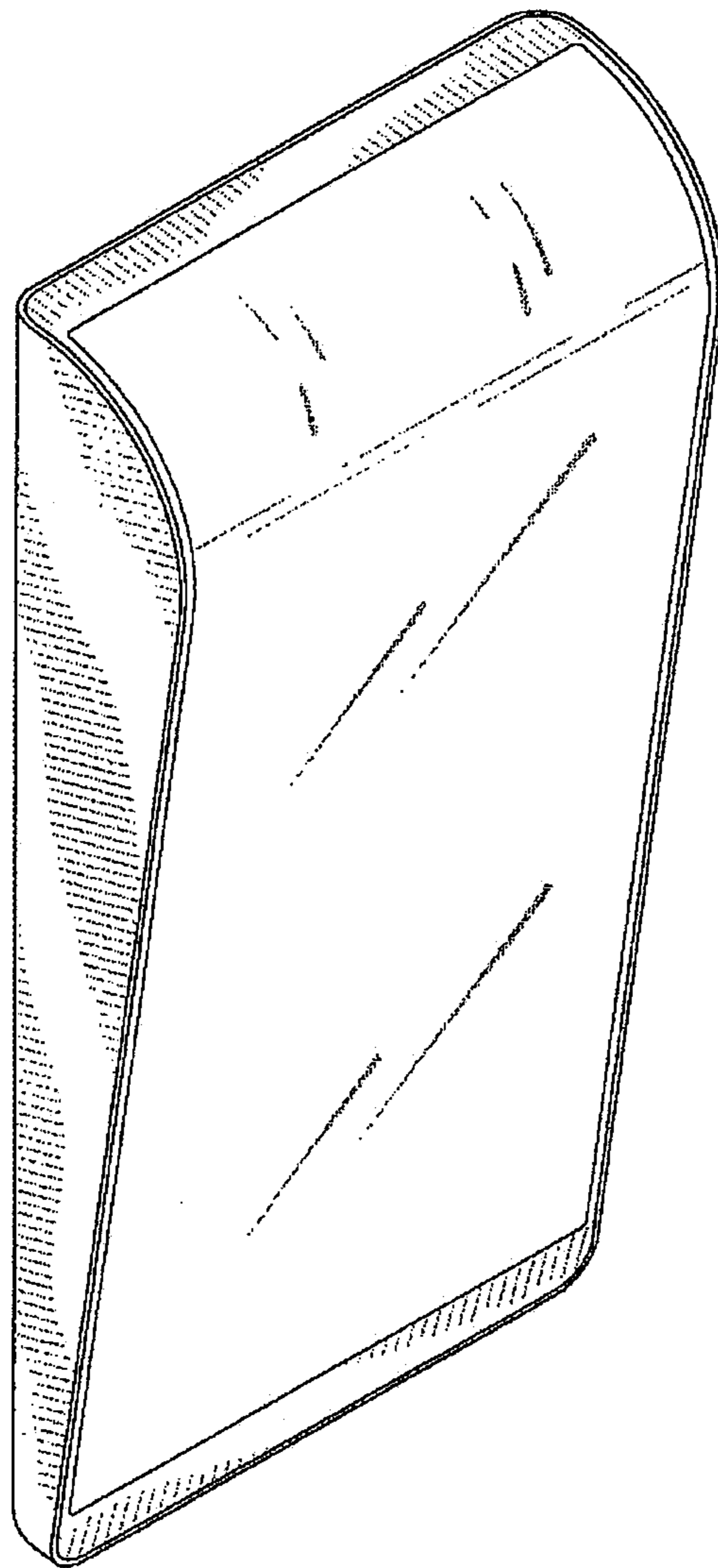


FIG. 2

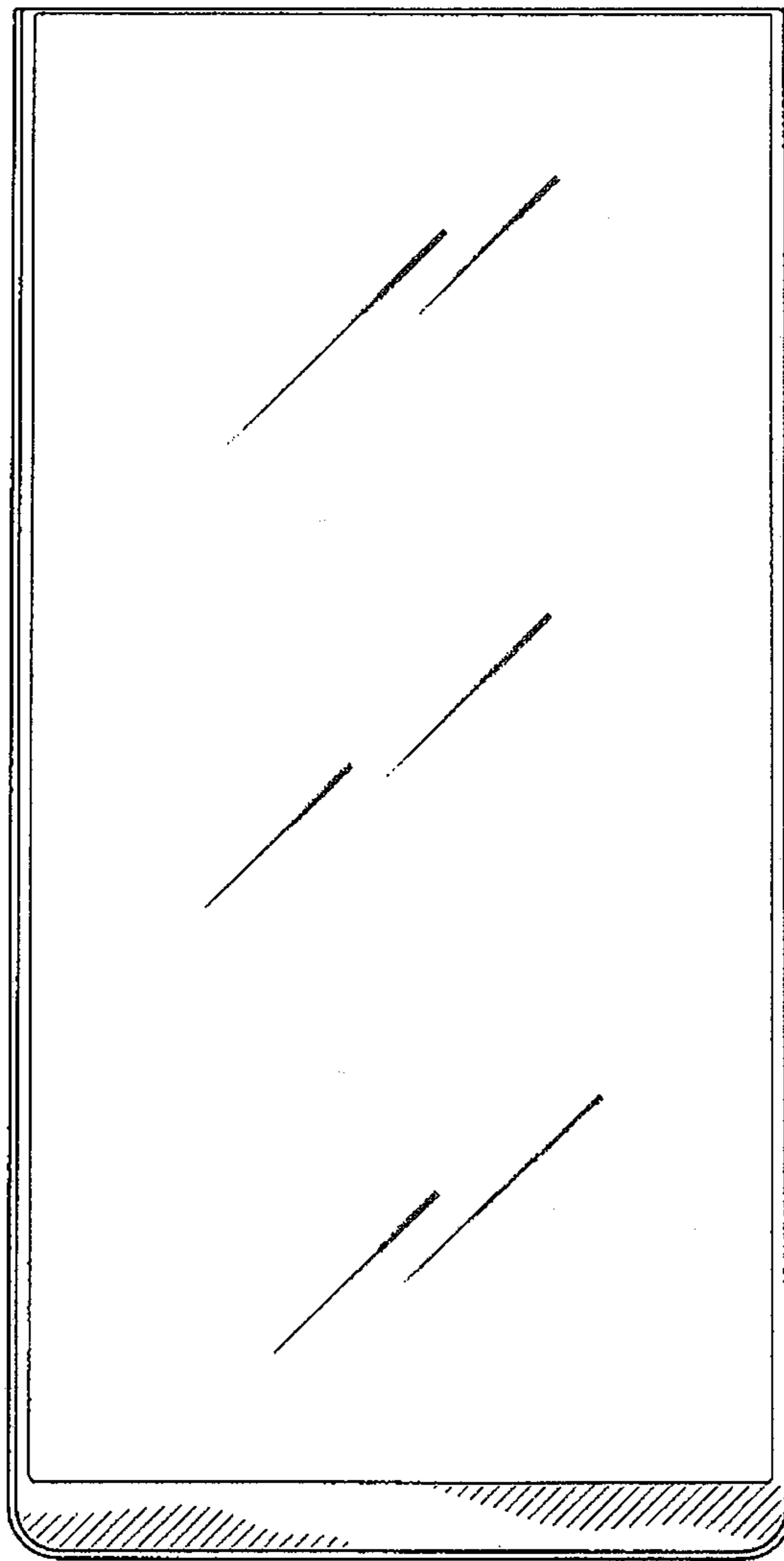


FIG. 3




FIG. 4

FIG. 5

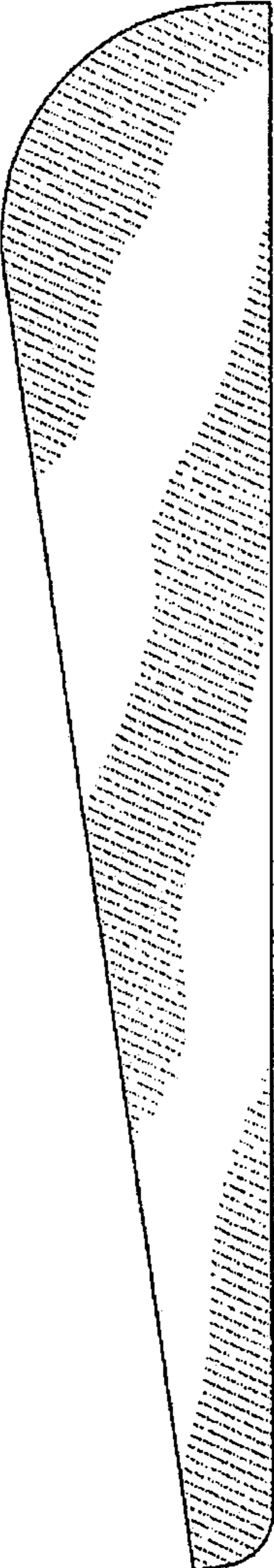



FIG. 6

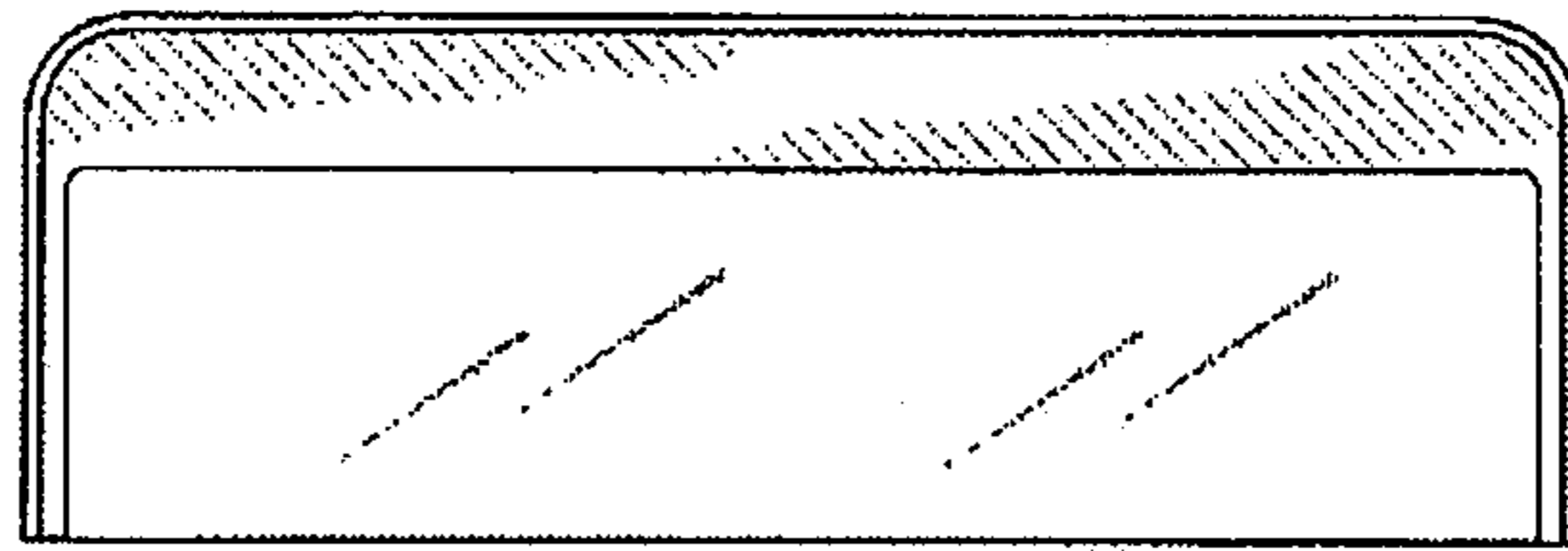


FIG. 7

