



US00D770445S

(12) **United States Design Patent** (10) **Patent No.:** **US D770,445 S**
Hong et al. (45) **Date of Patent:** **** Nov. 1, 2016**

(54) **ELECTRONIC DEVICE**
(71) Applicant: **Samsung Electronics Co., Ltd.**,
Suwon-si, Gyeonggi-do (KR)
(72) Inventors: **Kwan Eui Hong**, Yongin-si (KR); **Sung
Kwon Kim**, Seoul (KR); **Sang Min
Hyun**, Seoul (KR)
(73) Assignee: **SAMSUNG ELECTRONICS CO.,
LTD.**, Suwon-Si, Gyeonggi-Do (KR)

D547,295 S * 7/2007 Park D14/138 AB
D560,642 S * 1/2008 Yun D14/138 AA
D580,432 S * 11/2008 Yun D14/345
D580,928 S * 11/2008 Bemelmans D14/345
D582,405 S * 12/2008 Andre D3/299
D597,090 S * 7/2009 Bemelmans D14/341
D607,882 S * 1/2010 Nakada D14/315
D621,379 S * 8/2010 Song D14/138 R
D622,244 S * 8/2010 Miyazawa D14/138 G
D627,344 S * 11/2010 Chien D14/138 G
D629,798 S * 12/2010 Arie D14/341
D631,458 S * 1/2011 Liao D14/138 G
D681,000 S * 4/2013 Koh D14/203.4

(Continued)

(**) Term: **14 Years**

(21) Appl. No.: **29/521,389**

(22) Filed: **Mar. 23, 2015**

(30) **Foreign Application Priority Data**

Oct. 6, 2014 (KR) 30-2014-0048131

(51) **LOC (10) Cl.** **14-02**

(52) **U.S. Cl.**
USPC **D14/341**

(58) **Field of Classification Search**
USPC D14/315-318, 341-347, 420, 426, 129,
D14/130, 496, 137, 138 R, 138 AA, 138 C,
D14/138 G, 147, 203.1, 203.3, 204.4, 203.7,
D14/218, 248, 388, 389; D10/50, 65, 104.1;
D21/329, 330; D6/308, 310
CPC .. G03F 3/0485; G03F 3/0488; G03F 1/1613;
G03F 1/1624; G03F 1/1626; G03F 1/165;
H04M 1/0202; H04M 1/0264; H04M 1/0214;
H04M 1/0279; H04M 1/0281; H04M 1/0283;
H04M 1/72544

See application file for complete search history.

(56) **References Cited**

U.S. PATENT DOCUMENTS

D435,550 S * 12/2000 Chu D14/345
D529,889 S * 10/2006 Rose D14/138 R

FOREIGN PATENT DOCUMENTS

KR 30-0429813 10/2006

OTHER PUBLICATIONS

<http://walyou.com/lg-triptych/>.

Primary Examiner — Barbara Fox

Assistant Examiner — Dana K Weiland

(74) *Attorney, Agent, or Firm* — Ladas & Parry LLP



(57) **CLAIM**

We claim the ornamental design for an electronic device, as shown and described.

DESCRIPTION

FIG. 1 is the front perspective view of electronic device showing our new design;
FIG. 2 is the front view thereof;
FIG. 3 is the rear view thereof;
FIG. 4 is the left-side view thereof;
FIG. 5 is the right-side view thereof;
FIG. 6 is the top-side plan view thereof; and,
FIG. 7 is the bottom-side plan view thereof.
The broken lines shown in the drawings illustrate portions of the electronic device that form no part of the claimed design.

1 Claim, 7 Drawing Sheets



(56)

References Cited

U.S. PATENT DOCUMENTS

D681,054 S *	4/2013	Koh	D14/496	D738,860 S *	9/2015	Kim	D14/216
D681,055 S *	4/2013	Koh	D14/496	D740,806 S *	10/2015	Fujimoto	D14/341
D710,353 S *	8/2014	Ahn	D14/345	D741,319 S *	10/2015	Yun	D14/341
D712,401 S *	9/2014	Lee	D14/341	D743,960 S *	11/2015	Lee	D14/341
D716,253 S *	10/2014	Lee	D14/138 AB	D744,489 S *	12/2015	Sirichai	D14/440
D716,751 S *	11/2014	Lee	D14/138 AB	D746,823 S *	1/2016	Lai	D14/434
D722,035 S *	2/2015	Nam	D14/138 AD	D747,285 S *	1/2016	Kim	D14/138 G
D724,525 S *	3/2015	Lee	D13/103	D749,571 S *	2/2016	Park	D14/203.4
D724,527 S *	3/2015	Lee	D13/103	D749,573 S *	2/2016	Park	D14/203.4
D729,812 S *	5/2015	Ahn	D14/440	D749,576 S *	2/2016	Park	D14/203.4
D733,085 S *	6/2015	Kim	D14/138 G	D750,063 S *	2/2016	Chung	D14/341
D734,340 S *	7/2015	Kim	D14/440	D751,547 S *	3/2016	Song	D14/341
D737,244 S *	8/2015	Kim	D14/214	D754,657 S *	4/2016	Kim	D14/345
					2016/0062408 A1 *	3/2016	Lee	G06F 1/1641 345/173

* cited by examiner

FIG. 1




FIG. 2




FIG. 3




FIG. 4




FIG. 5

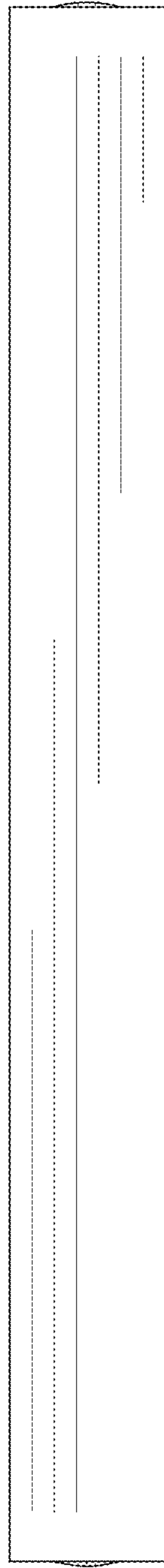


FIG. 6

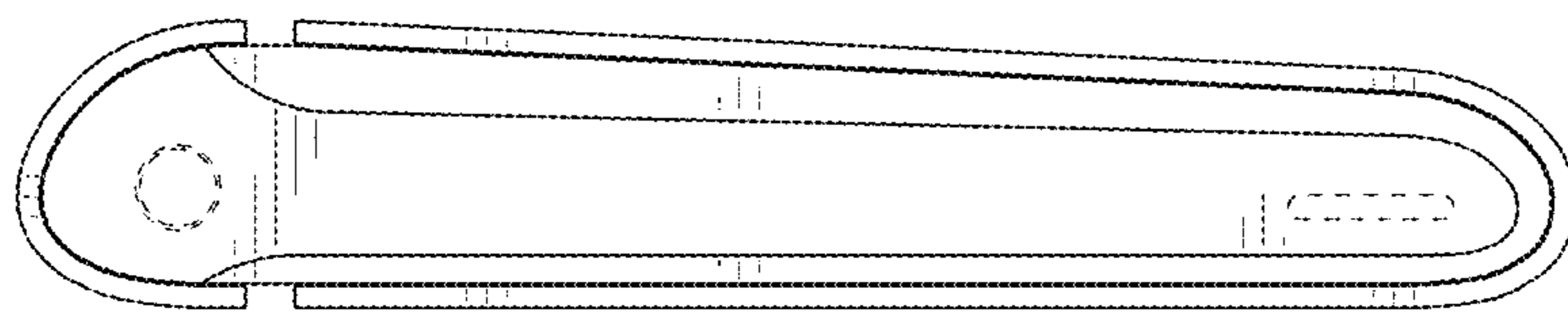


FIG. 7

