



US00D770425S

(12) **United States Design Patent**
Son

(10) **Patent No.:** **US D770,425 S**

(45) **Date of Patent:** **** Nov. 1, 2016**

(54) **CAP FOR EARPHONE**

(71) Applicant: **Samsung Electronics Co., Ltd.**,
Suwon-si (KR)

(72) Inventor: **Hyun-Keun Son**, Seoul (KR)

(73) Assignee: **Samsung Electronics Co., Ltd.**,
Suwon-si (KR)

(**) Term: **15 Years**

(21) Appl. No.: **29/531,365**

(22) Filed: **Jun. 25, 2015**

(30) **Foreign Application Priority Data**

Dec. 29, 2014 (KR) 30-2014-0063752

(51) **LOC (10) Cl.** **14-01**

(52) **U.S. Cl.**
USPC **D14/223; D14/205**

(58) **Field of Classification Search**

USPC D14/223, 205; D24/106, 174; 128/864,
128/865, 868; 600/25; 181/130, 129, 135,
181/106; 379/430, 431, 420.02, 420.03;
381/380, 381, 373, 328, 323, 321, 326,
381/322, 361, 371, 355; 455/90.3, 575.1,
455/569.1

CPC H04R 25/00; H04R 1/10; H04R 1/1016;
H04R 25/02

See application file for complete search history.

(56) **References Cited**

U.S. PATENT DOCUMENTS

1,614,987 A * 1/1927 Langenbeck H04R 25/65
181/135

1,893,474 A * 1/1933 Lieber H04R 25/656
381/328

2,312,534 A * 3/1943 Flene A61F 11/008
181/135
2,377,739 A * 6/1945 Wyckoff A61F 11/008
181/132
2,403,418 A * 7/1946 Volkmann H04R 1/1008
181/129
2,549,629 A * 4/1951 Nelson H04R 25/60
381/313

(Continued)

Primary Examiner — Paula Greene

(74) *Attorney, Agent, or Firm* — NSIP Law

(57) **CLAIM**

I claim the ornamental design for a cap for earphone, as shown and described.

DESCRIPTION

FIG. 1 is a front perspective view of a cap for earphone showing my new design;

FIG. 2 is a front view thereof;

FIG. 3 is a rear view thereof;

FIG. 4 is a left-side view thereof;

FIG. 5 is a right-side view thereof;

FIG. 6 is a top view thereof;

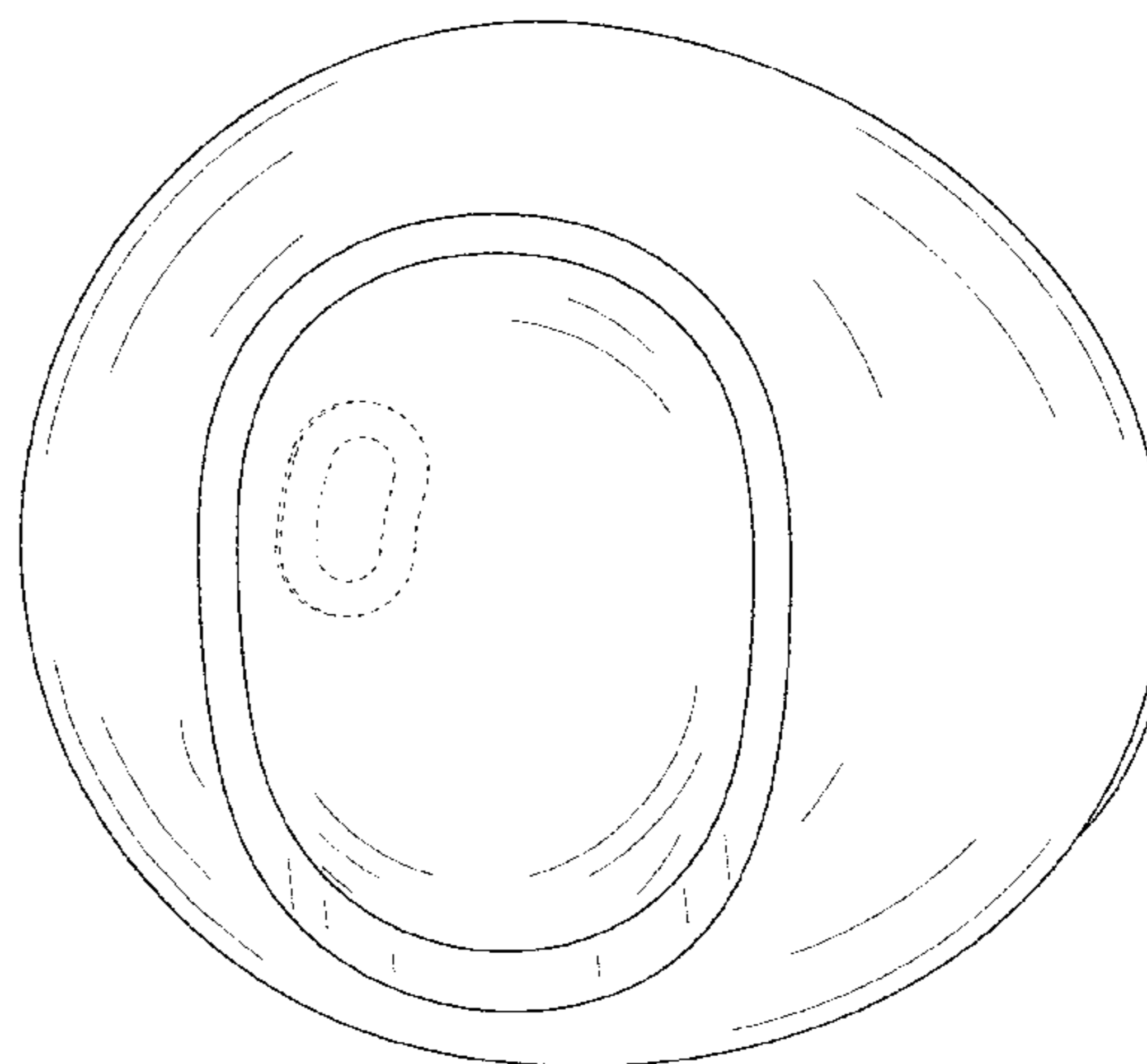
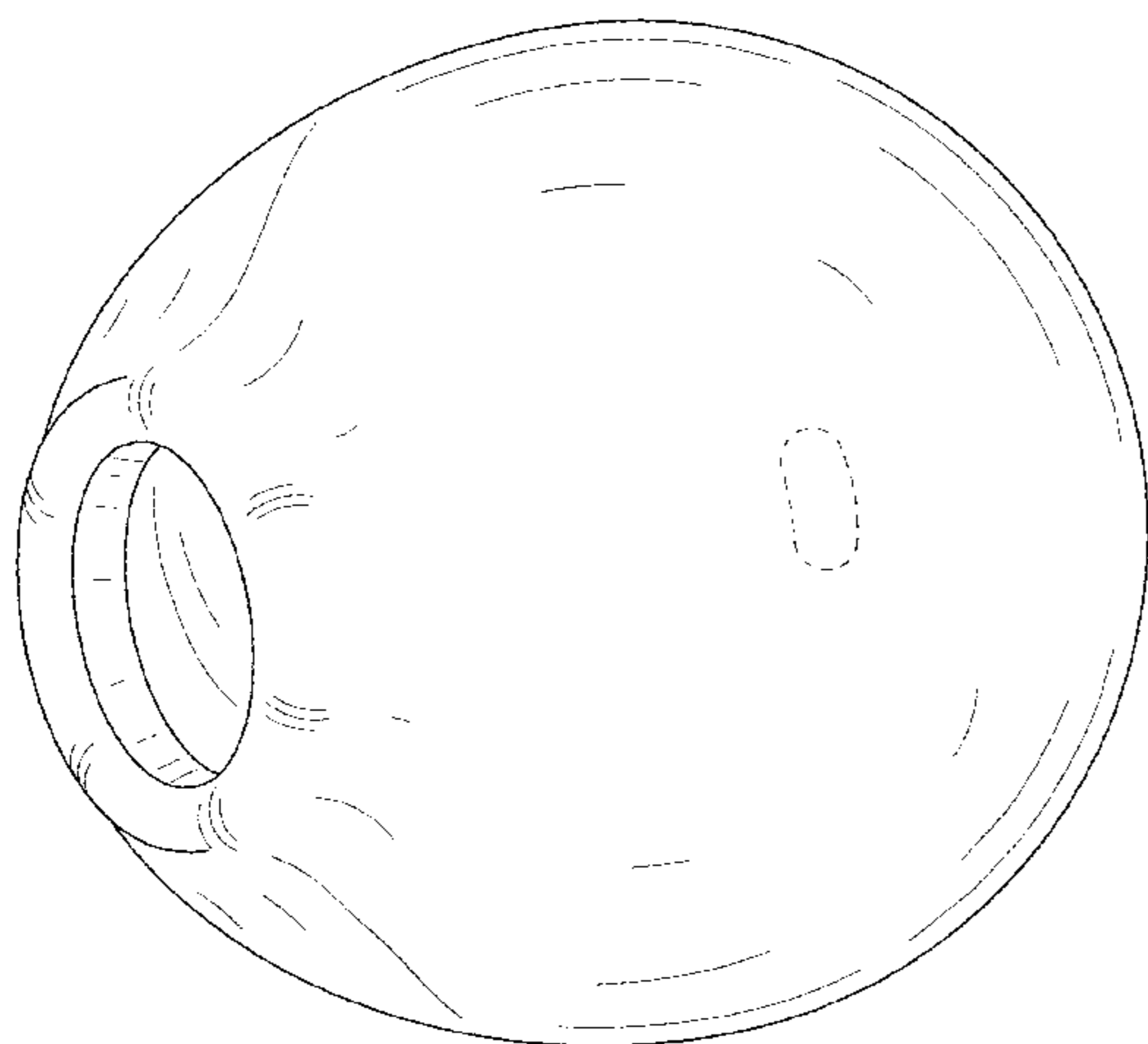
FIG. 7 is a bottom view thereof; and,

FIG. 8 is a front perspective view in which the cord is provided in broken lines to illustrate an example environment.

The broken lines in the figures show portions of the cap for earphone which form no part of the claimed design.

The jagged uneven broken lines indicate an omission boundary and form no part of the claimed design.

1 Claim, 8 Drawing Sheets



(56)

References Cited

U.S. PATENT DOCUMENTS

2,987,584 A * 6/1961 Webber H04R 25/456
381/104
3,047,089 A * 7/1962 Zwislocki A61F 11/08
128/864
3,059,066 A * 10/1962 Hillmeyer G02C 11/06
381/321
3,368,644 A * 2/1968 Henderson G02C 11/06
181/129
3,440,365 A * 4/1969 Hazell H04M 1/05
379/430
3,513,269 A * 5/1970 Wilson H04R 25/656
264/222
4,069,400 A * 1/1978 Johanson H04R 25/60
381/322
D266,590 S * 10/1982 Bennett D24/174
4,476,353 A * 10/1984 Haertl H04R 25/65
381/324
4,532,649 A * 7/1985 Bellafiore H04R 25/65
381/324
4,569,812 A * 2/1986 Werwath H04R 25/652
264/222
4,852,177 A * 7/1989 Ambrose H04R 1/1016
181/135
4,870,688 A * 9/1989 Voroba G09B 21/009
381/322
5,146,051 A * 9/1992 Hermann H04R 25/652
181/130
5,345,509 A * 9/1994 Hofer H04R 25/652
381/151

6,122,388 A * 9/2000 Feldman H04R 25/604
381/322
6,228,020 B1 * 5/2001 Juneau C07D 493/10
381/322
6,690,807 B1 * 2/2004 Meyer G02C 5/143
2/12
D505,132 S * 5/2005 Linville D14/223
7,068,803 B2 * 6/2006 Kuhlmann A61F 11/00
381/315
D601,134 S * 9/2009 Elabidi D14/223
D618,218 S * 6/2010 Burgett D14/223
D618,219 S * 6/2010 Burgett D14/223
D622,265 S * 8/2010 Rye D14/223
D640,670 S * 6/2011 Rye D14/223
7,965,855 B1 * 6/2011 Ham H04R 1/1091
181/130
D652,823 S * 1/2012 Chen D14/223
8,111,864 B2 * 2/2012 Oliveira H04R 1/10
381/328
8,515,116 B2 * 8/2013 Lee H04R 1/1041
381/338
D707,206 S * 6/2014 Akana D14/223
8,965,030 B2 * 2/2015 Aase H04R 1/1016
381/370
D732,008 S * 6/2015 Akana D14/223
D733,101 S * 6/2015 Pi D14/223
D733,689 S * 7/2015 Narita D14/223
D744,456 S * 12/2015 Pedersen D14/223
D755,158 S * 5/2016 Lee D14/205

* cited by examiner

FIG. 1

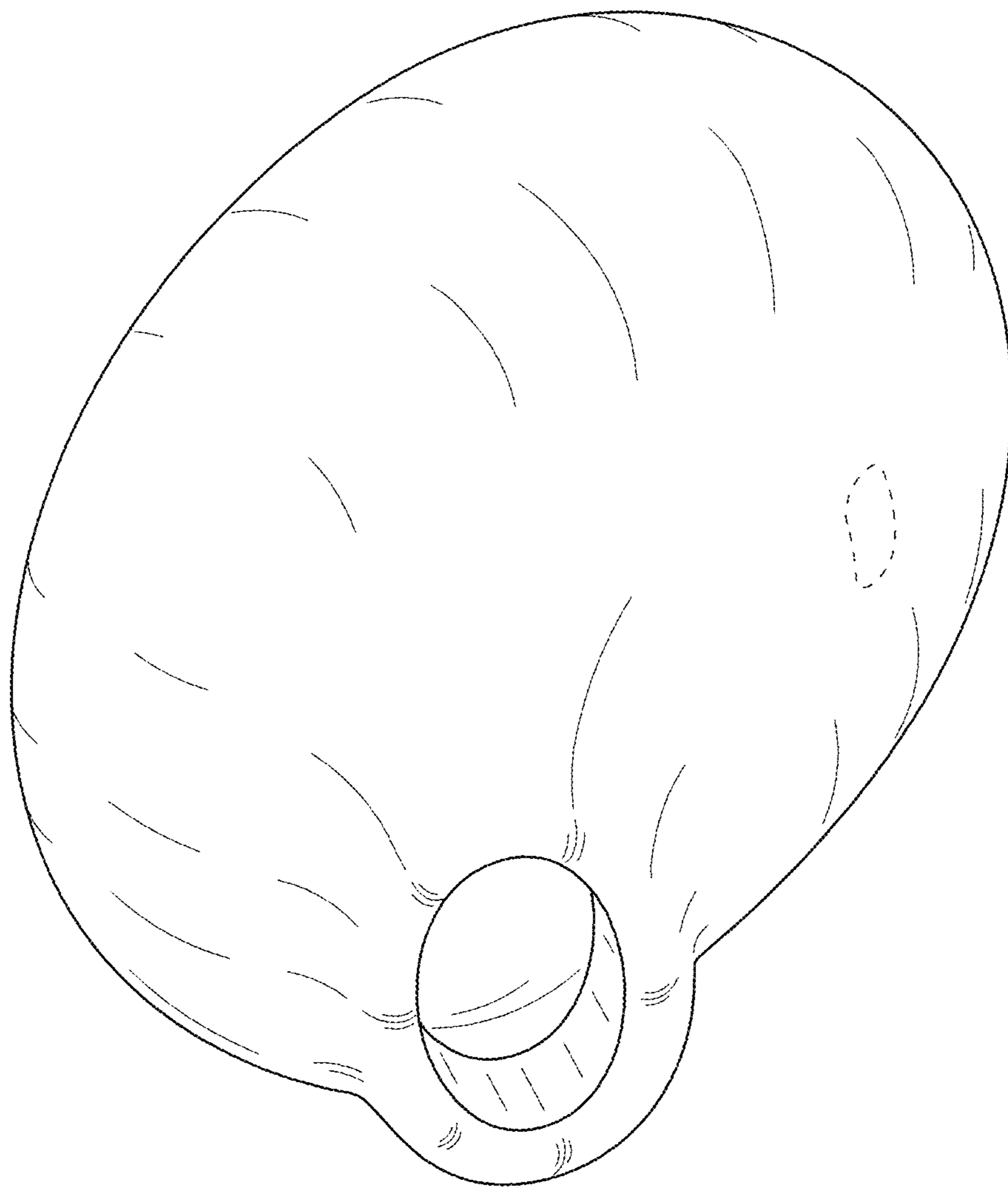


FIG. 2

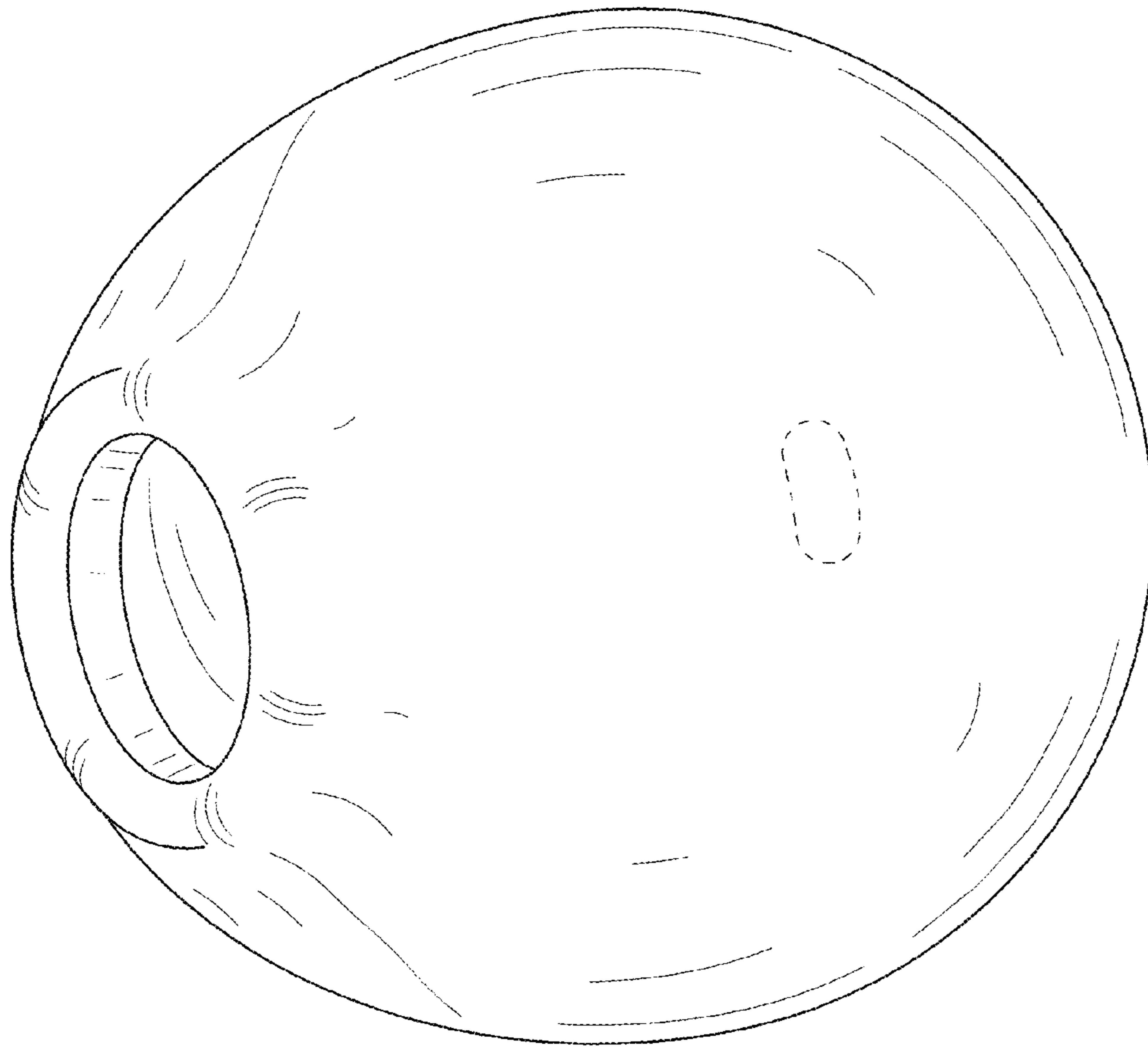


FIG. 3

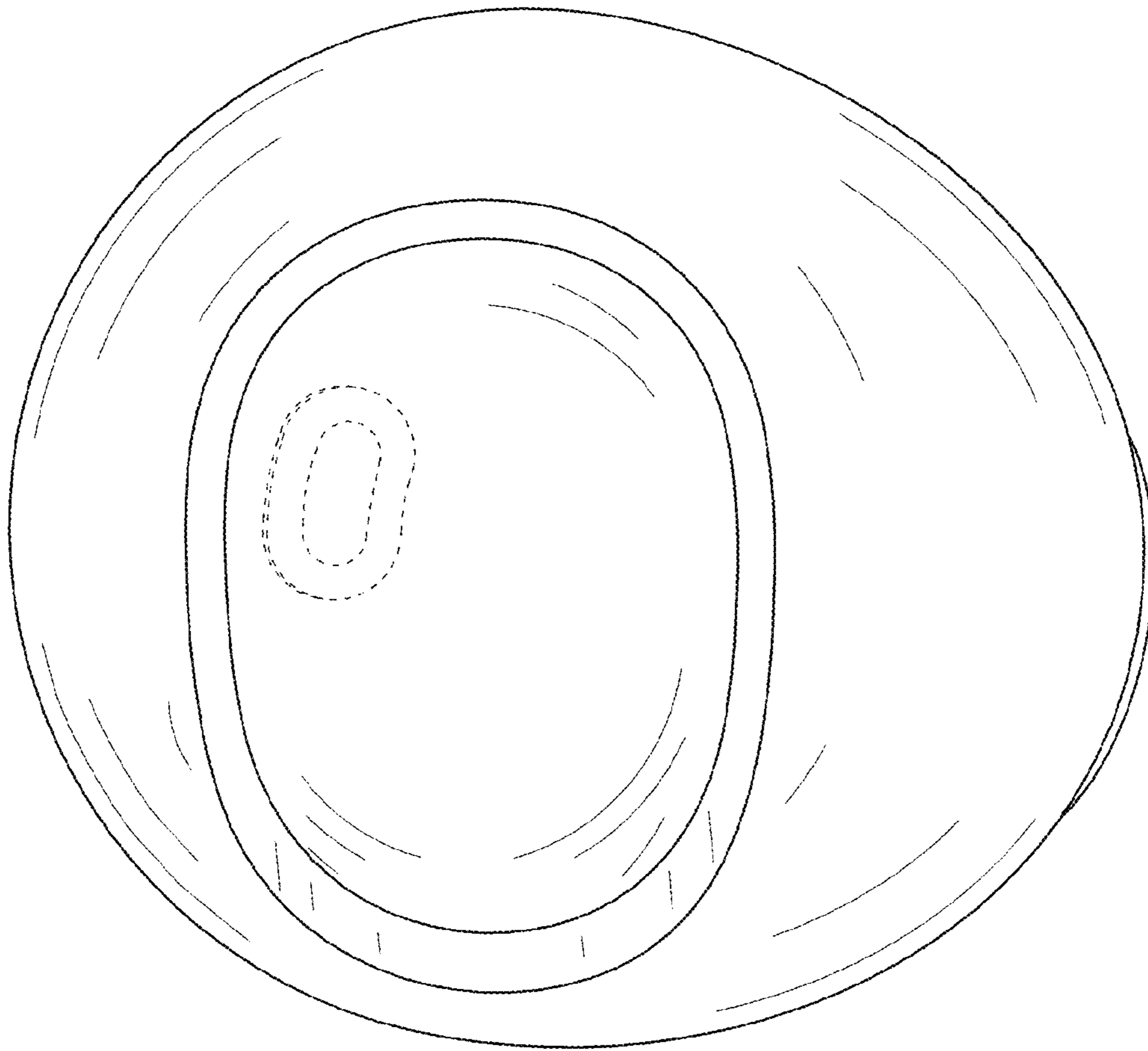


FIG. 4

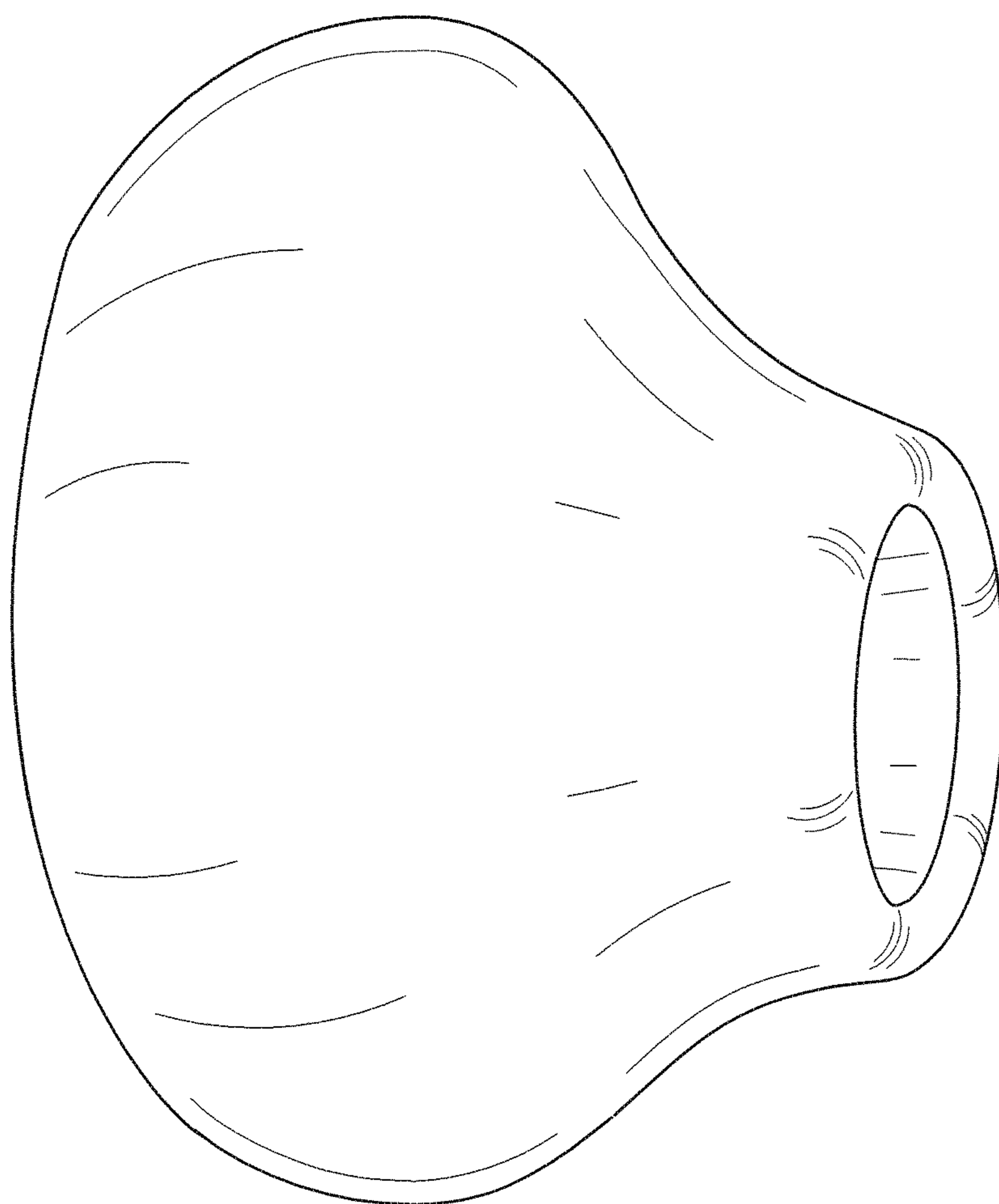


FIG. 5

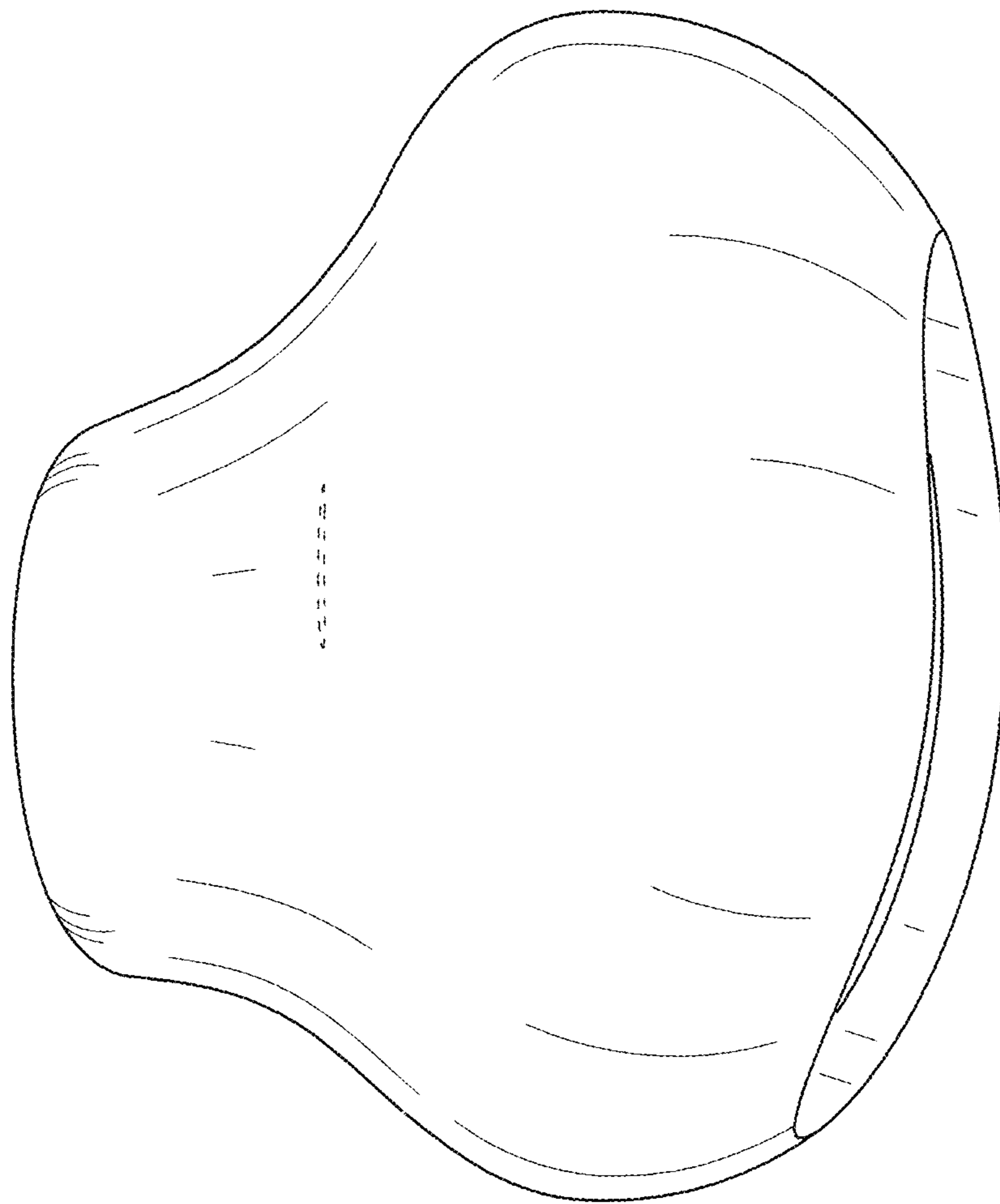


FIG. 6

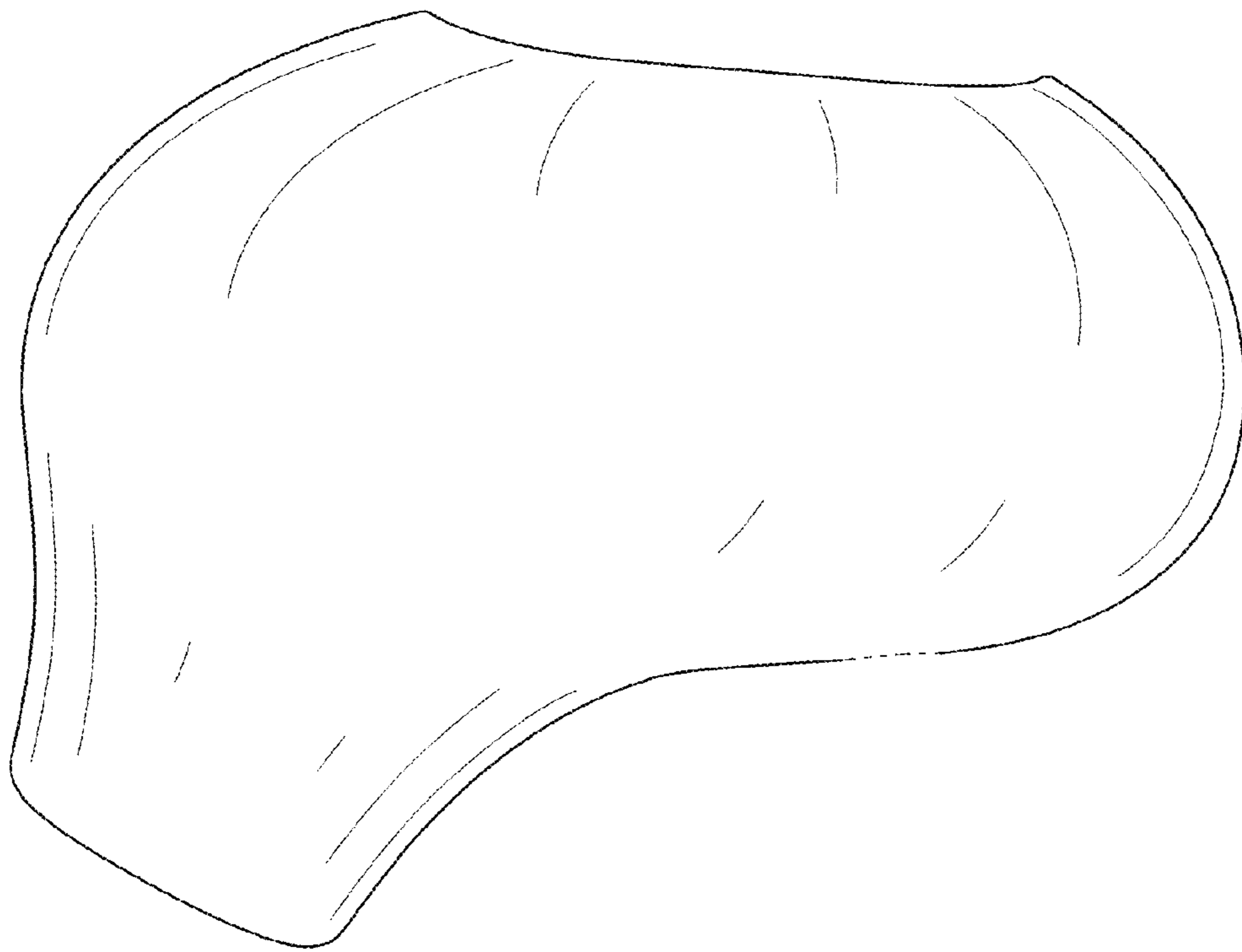


FIG. 7

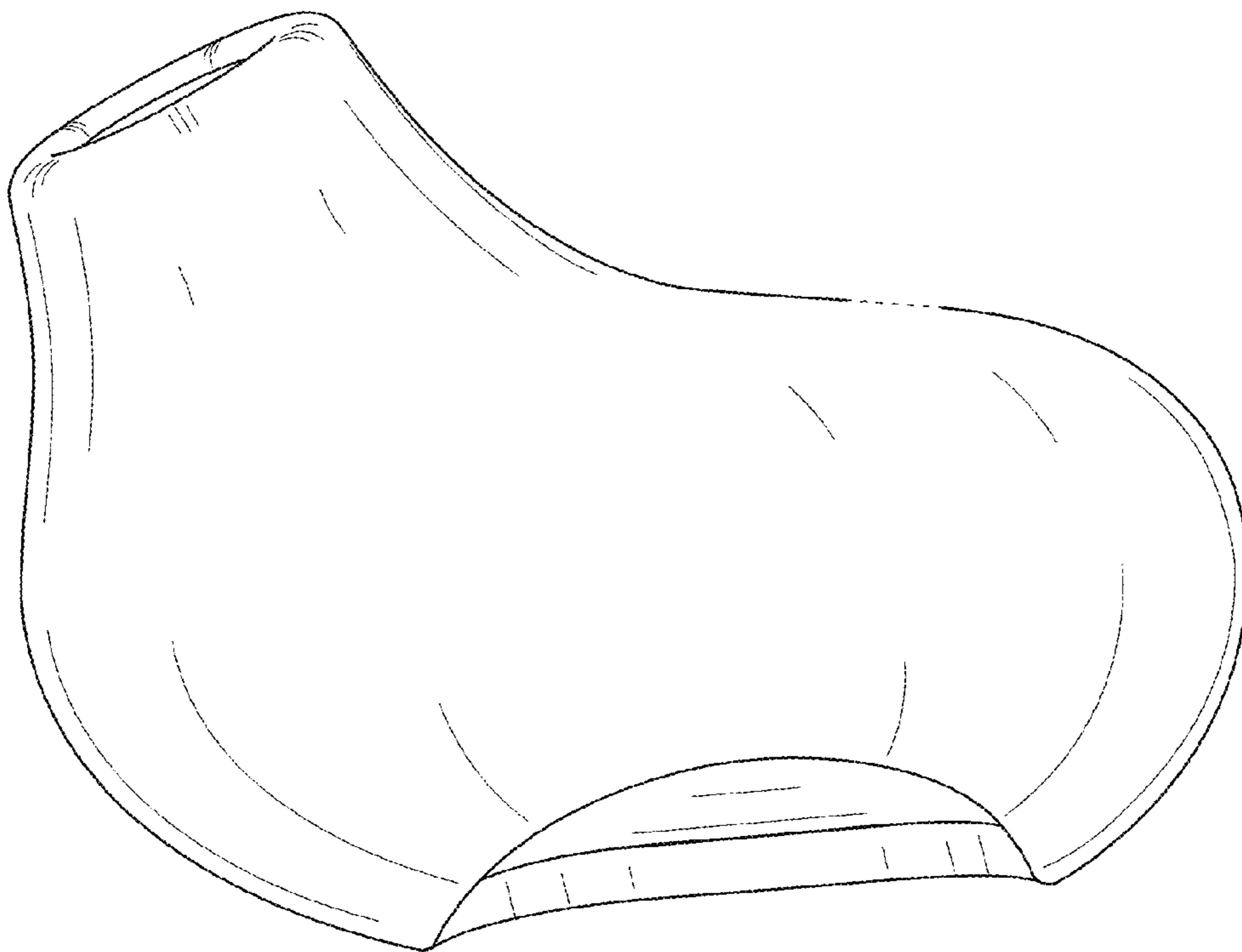


FIG. 8

