



US00D770420S

(12) **United States Design Patent**
Choi et al.

(10) **Patent No.:** **US D770,420 S**
(45) **Date of Patent:** **** Nov. 1, 2016**

(54) **REMOTE CONTROLLER FOR TELEVISION RECEIVER**

D647,883 S * 11/2011 Kim D14/218
D672,753 S * 12/2012 Kadivar D14/218
D686,195 S * 7/2013 Hong D14/218

(71) Applicant: **Samsung Electronics Co., Ltd.**,
Suwon-si (KR)

(Continued)

(72) Inventors: **Eun Ha Choi**, Seoul (KR); **Jong Chan Kwon**, Yongin-si (KR); **Jinie Ryu**, Seoul (KR)

FOREIGN PATENT DOCUMENTS

CN 302010421 * 7/2012
EM 001098297-0001 * 3/2009
EM 001341713-0001 * 9/2012

(73) Assignee: **Samsung Electronics Co., Ltd.**,
Suwon-si (KR)

OTHER PUBLICATIONS

(**) Term: **14 Years**

Crestron App fro Samsung TV, website copyright 2015, online, <http://www.crestron.com/products/line/smart-tv-television-apps>, [site visited Nov. 14, 2015 9:31:32 PM].*
LG's latest smart TV Magic Remote can control other devices, article date Dec. 19, 2012, online, <http://www.engadget.com/2012/12/19/lgs-latest-smart-tv-magic-remote-can-control-other-devices-und/>, [site vsited Nov. 14, 2015 9:48:20 PM].*

(21) Appl. No.: **29/492,767**

(22) Filed: **Jun. 3, 2014**

(Continued)

(30) **Foreign Application Priority Data**

Dec. 18, 2013 (KR) 30-2013-0064090

(51) **LOC (10) Cl.** **14-03**

(52) **U.S. Cl.**
USPC **D14/218**

(58) **Field of Classification Search**
USPC D14/218, 349, 480.5; D13/168, 173,
D13/162, 162.1, 166, 171, 174
CPC H04N 5/4403; H04N 5/765; G08C 23/04
See application file for complete search history.

Primary Examiner — John Windmuller

Assistant Examiner — John R Yeh

(74) *Attorney, Agent, or Firm* — NSIP Law

(57) **CLAIM**

We claim the ornamental design for a remote controller for television receiver, as shown and described.

DESCRIPTION

(56) **References Cited**

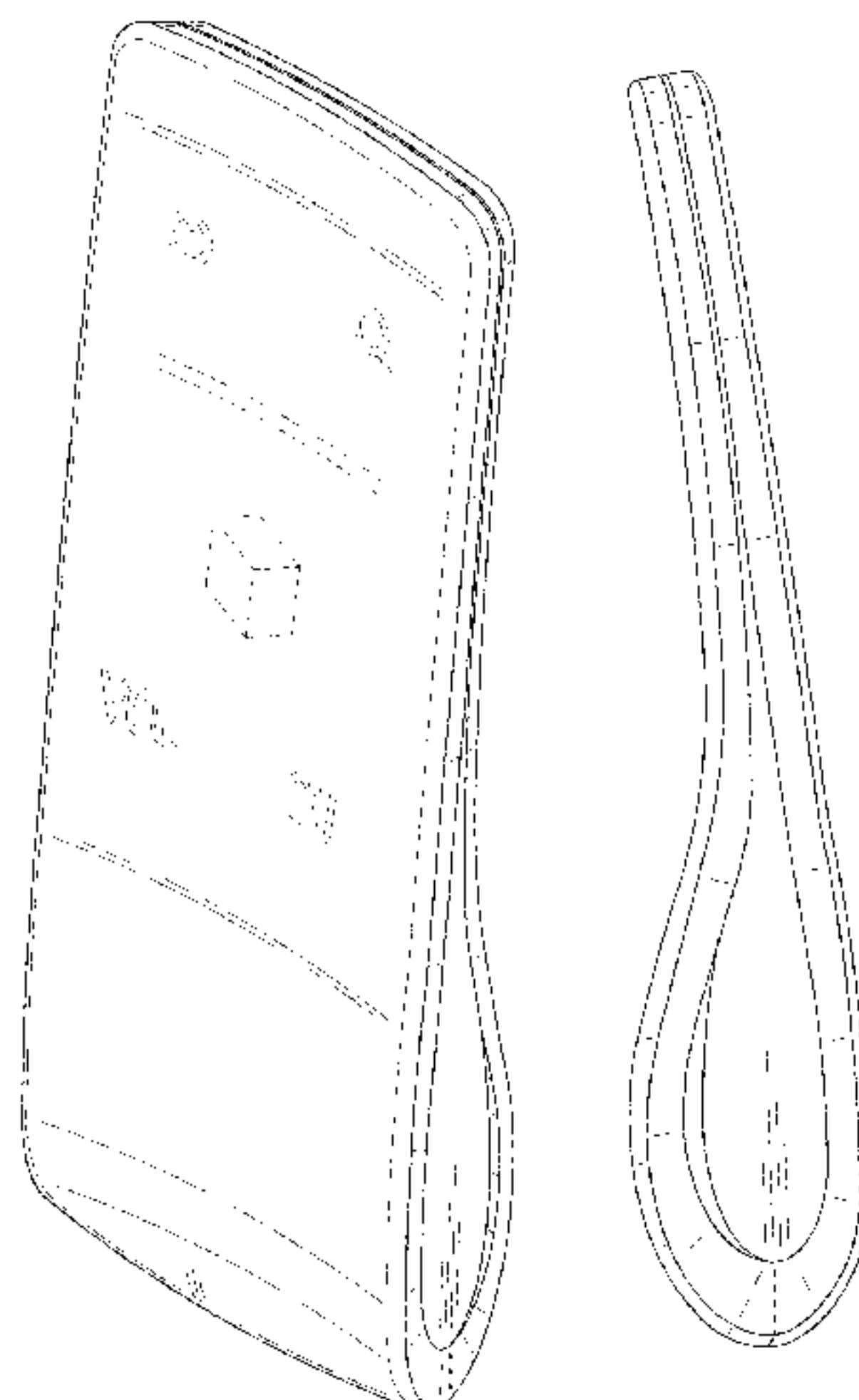
U.S. PATENT DOCUMENTS

D342,258 S * 12/1993 Saito D14/218
5,973,757 A * 10/1999 Aubuchon H03J 1/0025
340/12.55
D451,603 S * 12/2001 Bastyr D14/371
D543,196 S * 5/2007 Krzyzanowski D14/218
D578,526 S * 10/2008 Hwangbo D14/341
D597,038 S * 7/2009 Glassman D13/168
D611,433 S * 3/2010 Tang D13/168
D614,605 S * 4/2010 Teh D14/218
D629,764 S * 12/2010 de Swarte D13/168
D631,036 S * 1/2011 Daniels D14/218

FIG. 1 is a front perspective view of a remote controller for television receiver showing our new design;
FIG. 2 is a front view thereof;
FIG. 3 is a rear view thereof;
FIG. 4 is a left-side view thereof;
FIG. 5 is a right-side view thereof;
FIG. 6 is a top view thereof; and,
FIG. 7 is a bottom view thereof.

The broken lines in the figures show portions of the remote controller for television receiver which form no part of the claimed design.

1 Claim, 7 Drawing Sheets



(56)

References Cited

U.S. PATENT DOCUMENTS

D696,216 S * 12/2013 Jung D14/138 G
D703,189 S * 4/2014 Won D14/218
D703,203 S * 4/2014 Hong D14/341
D704,166 S * 5/2014 Sung D14/218
D711,871 S * 8/2014 Daniel D14/341
D724,058 S * 3/2015 Chandel D14/218
D728,530 S * 5/2015 Shin D14/218

D729,208 S * 5/2015 Ryu D14/218
D739,384 S * 9/2015 Won D14/218

OTHER PUBLICATIONS

Amazon.com: Sony NSZGU1 Bravia Smart Stick, review date
2013, online, [site visited Nov. 14, 2015 9:53:57 PM], http://www.amazon.com/...f=sr_1_138?s=electronics&ie=UTF8&qid=1447555945&sr=1-138&keywords=tv+remote+control&pebp=1447555955211&perid=1E7J2SJJ4Q2QJB7R23CC.*

* cited by examiner

FIG. 1

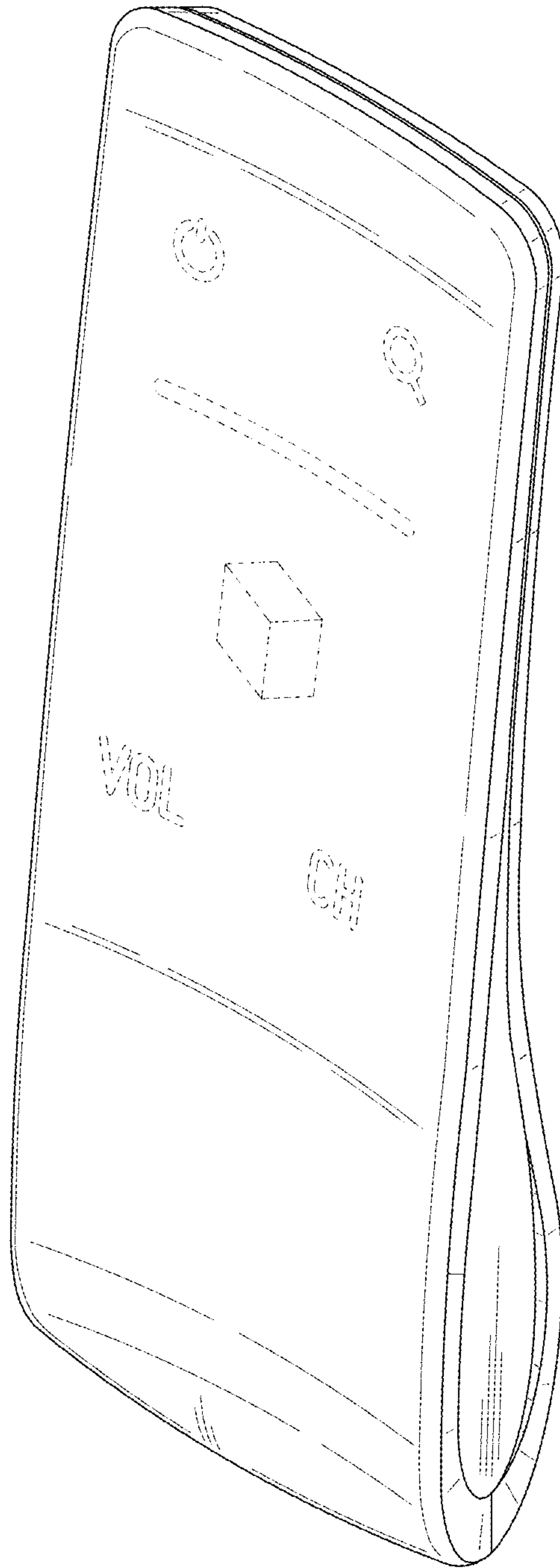


FIG. 2

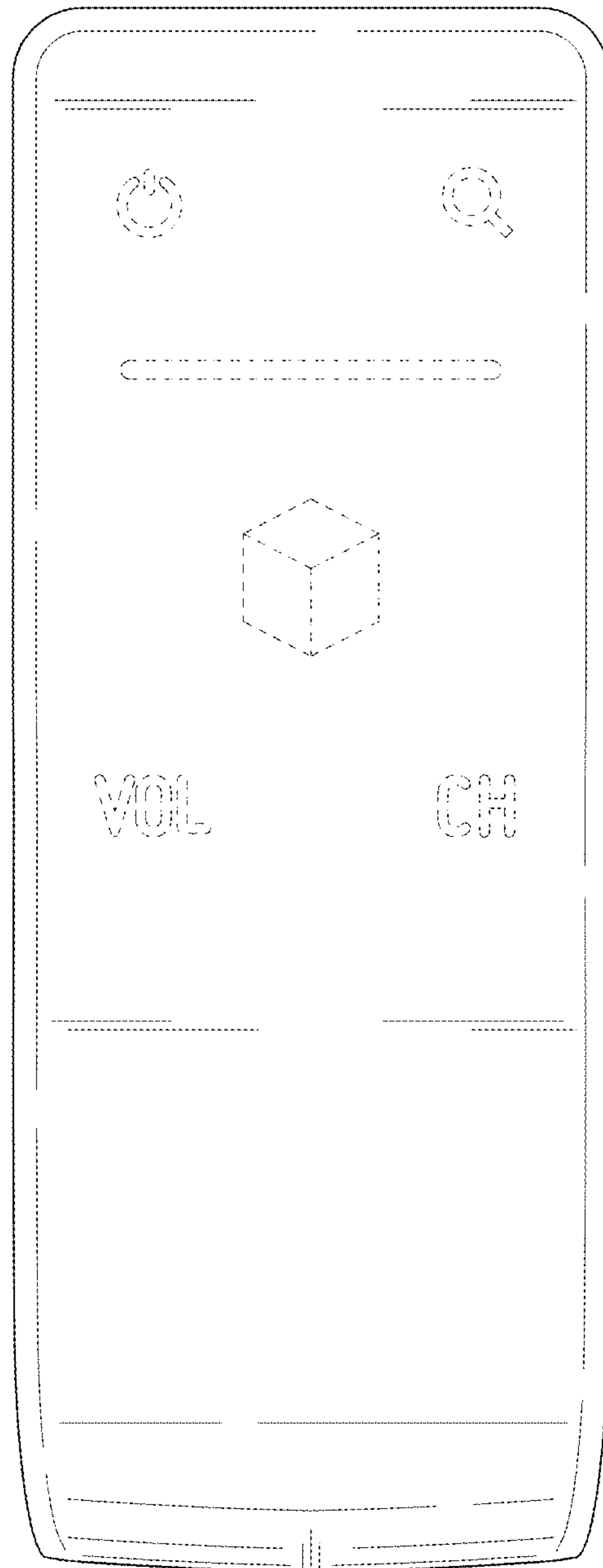


FIG. 3

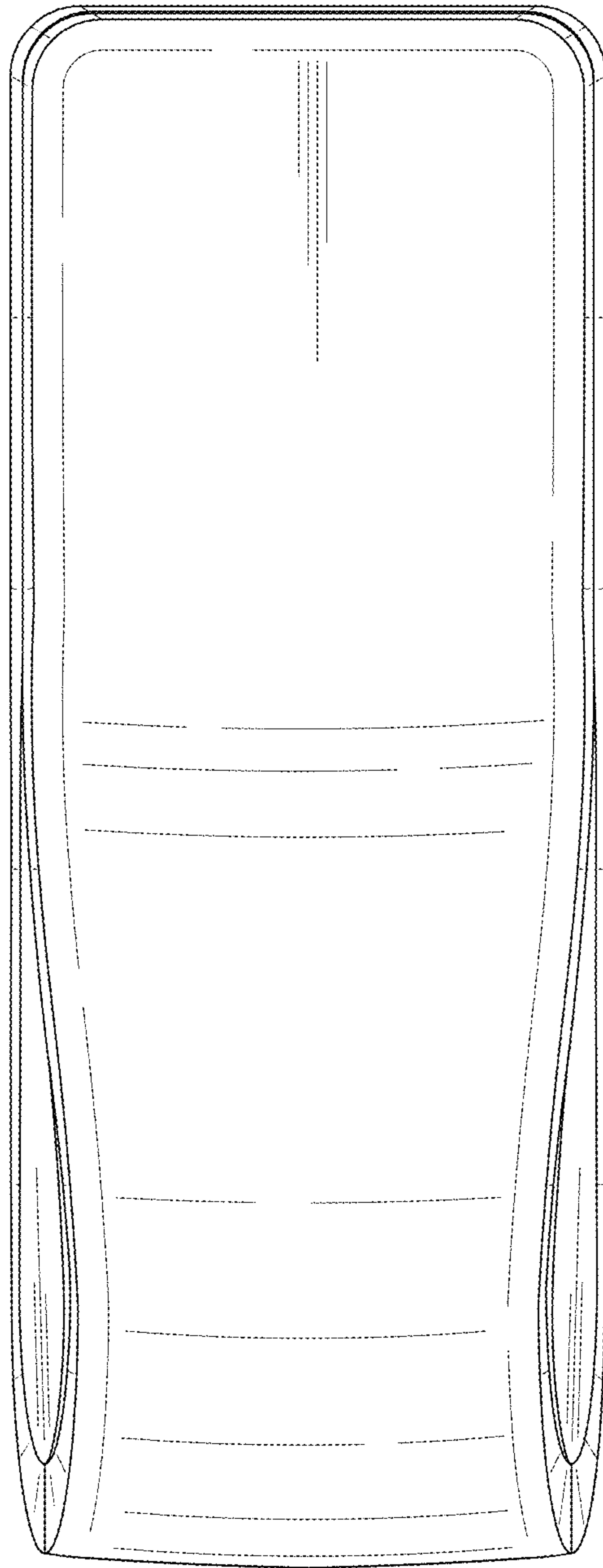


FIG. 4

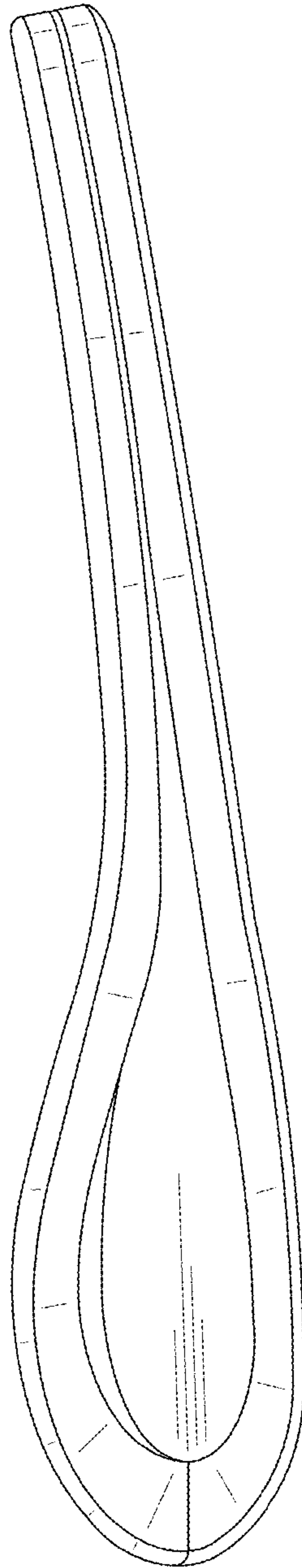


FIG. 5

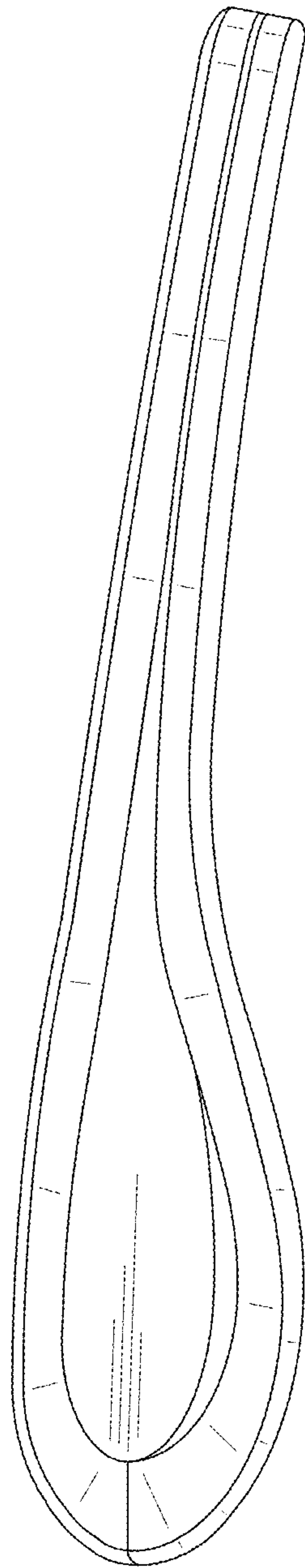


FIG. 6

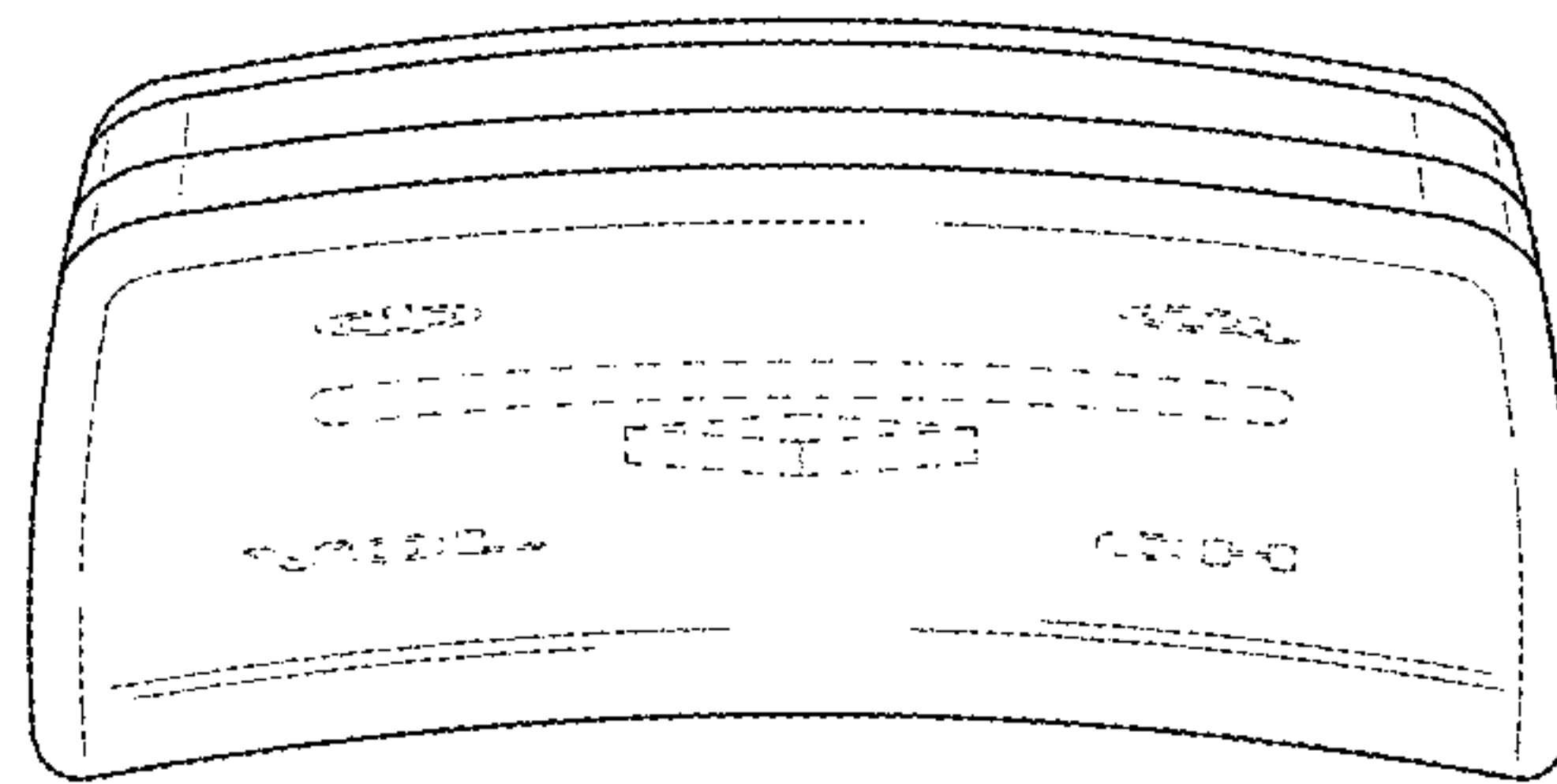


FIG. 7

