



US00D770415S

(12) **United States Design Patent**
Pellisari et al.

(10) **Patent No.:** **US D770,415 S**

(45) **Date of Patent:** **** Nov. 1, 2016**

(54) **LOUDSPEAKER**

2201/021; H04R 2400/00; H04R 2400/07;
H04R 2499/11; H04R 2499/13; H04R
2499/15; H04S 3/00; H04S 7/30

(71) Applicant: **Francesco Pellisari**, Sawston (GB)

See application file for complete search history.

(72) Inventors: **Francesco Pellisari**, Sawston (GB);
Ron Arad, London (GB)

(56) **References Cited**

(73) Assignee: **Francesco Pellisari**, Sawston (GB)

U.S. PATENT DOCUMENTS

(**) Term: **15 Years**

D319,243 S *	8/1991	Yamakawa	D14/215
D626,939 S *	11/2010	Chen	D14/216
D647,508 S *	10/2011	Lee	D14/216
D701,831 S *	4/2014	Park	D13/108
D726,151 S *	4/2015	Wong	D14/215
D736,183 S *	8/2015	Kim	D14/216
D743,941 S *	11/2015	Patsis	D14/216

(21) Appl. No.: **29/531,654**

(22) Filed: **Jun. 29, 2015**

* cited by examiner

(30) **Foreign Application Priority Data**

Dec. 29, 2014 (EM) 002606608-0003

Primary Examiner — Keli L Hill

(51) **LOC (10) Cl.** **14-03**

(74) *Attorney, Agent, or Firm* — Reising Ethington P.C.

(52) **U.S. Cl.**
USPC **D14/216**

(58) **Field of Classification Search**

USPC D14/167, 168, 170–172, 188, 194–196,
D14/204, 207, 209.1, 210–216, 219, 221,
D14/222, 224, 239, 496; 181/143, 144, 147,
181/148, 150, 153, 157, 198, 199;
381/300–303, 306, 332, 333, 336, 345,
381/361–364, 386–388; 369/6–12
CPC ... B60R 11/0217; G06F 1/1688; G10K 9/22;
G10K 11/004; H03F 1/327; H04M 1/03;
H04M 1/035; H04N 5/642; H04N 21/4852;
H04R 1/02; H04R 1/06; H04R 1/021; H04R
1/025; H04R 1/026; H04R 1/028; H04R
1/105; H04R 1/323; H04R 1/403; H04R
1/2803; H04R 1/2834; H04R 5/02; H04R
7/20; H04R 9/06; H04R 9/025; H04R

(57) **CLAIM**

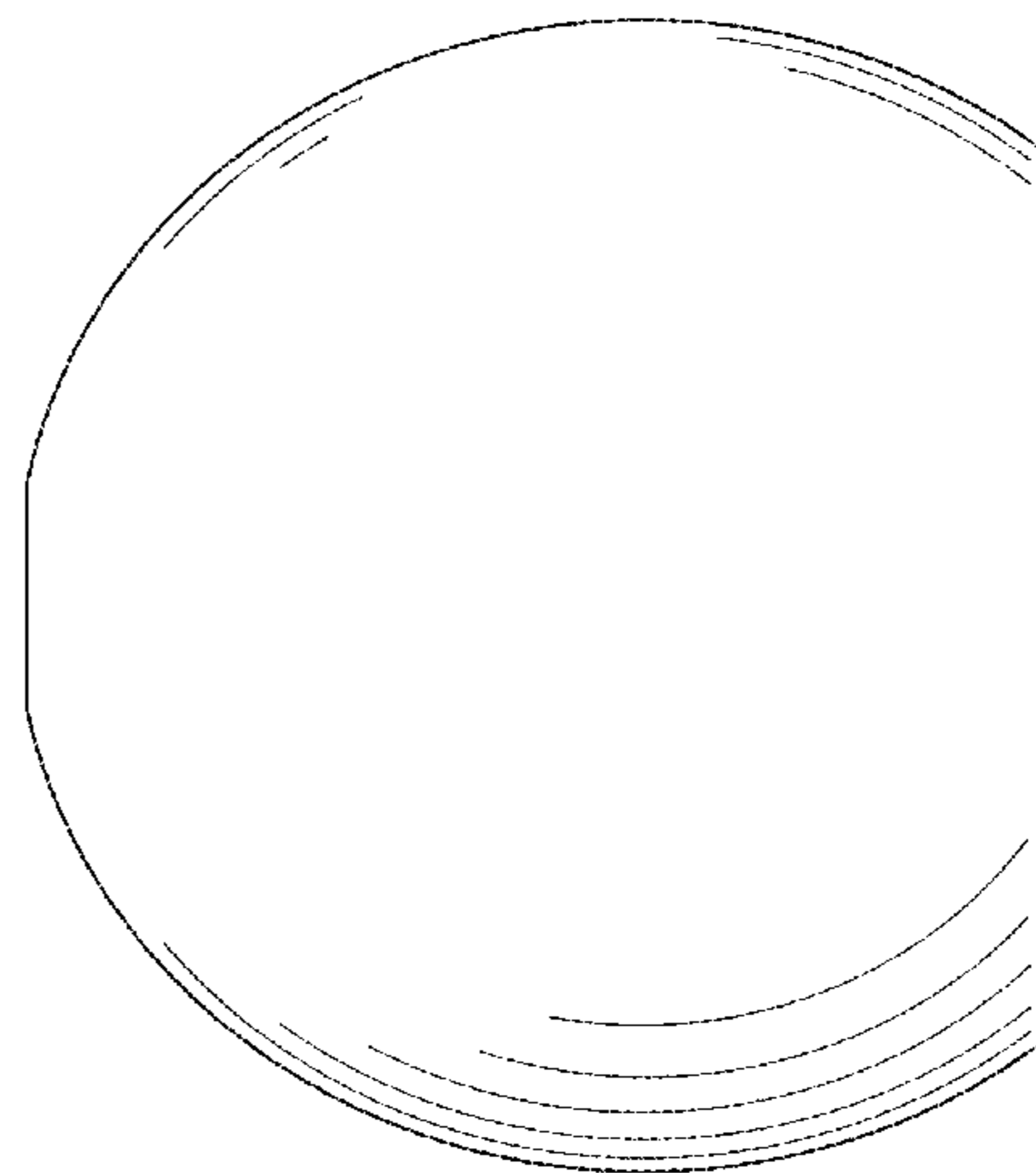
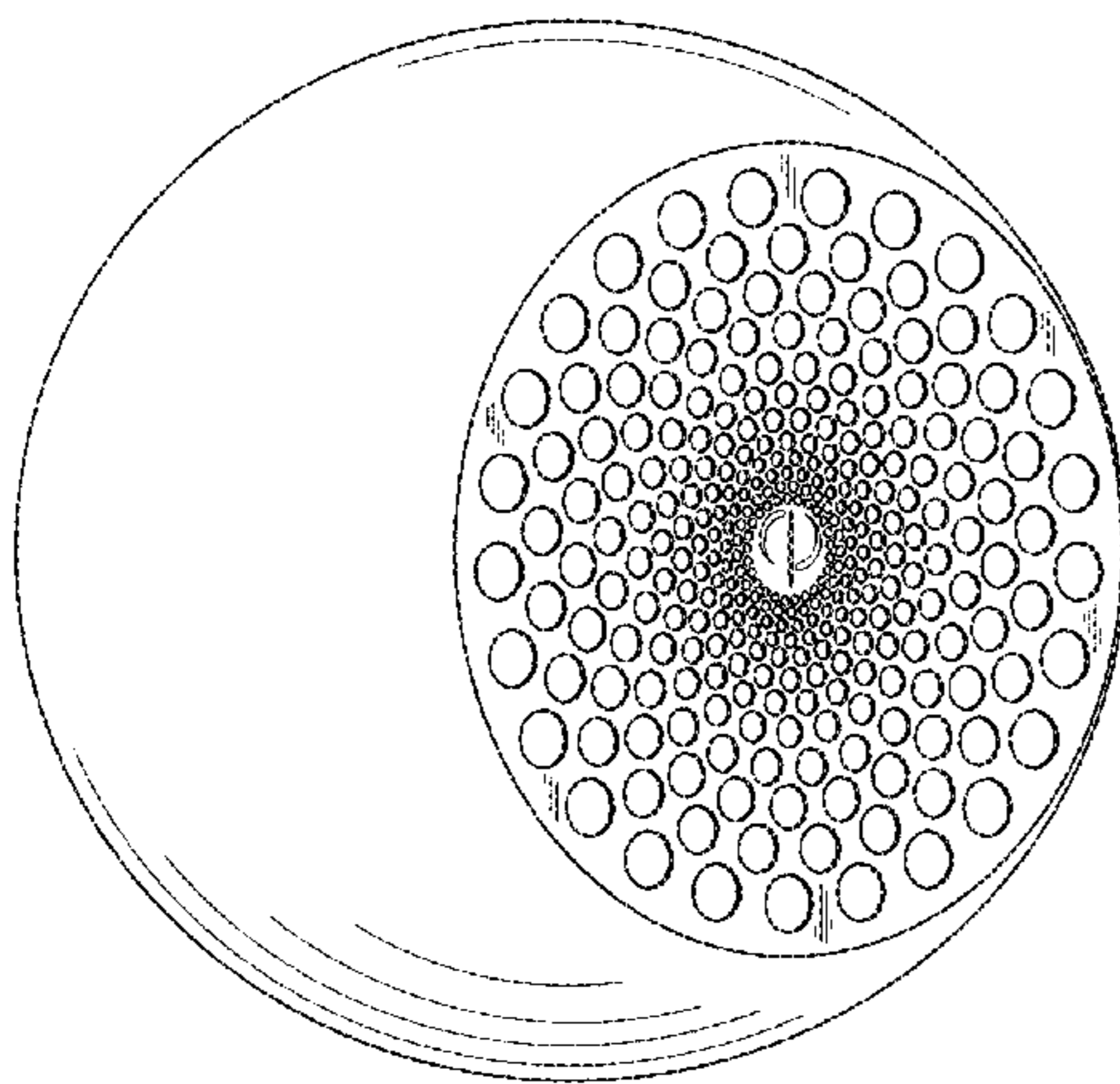
The ornamental design for a loudspeaker, as shown and described.

DESCRIPTION

FIG. 1 is a perspective view of the loudspeaker;
FIG. 2 is a front view of the loudspeaker;
FIG. 3 is a rear view of the loudspeaker; and,
FIG. 4 is a left side view of the loudspeaker, the top and bottom views being the same and the right side being a mirror image thereof.

The broken lines shown in the drawings represent unclaimed portions of the design and form no part thereof.

1 Claim, 2 Drawing Sheets



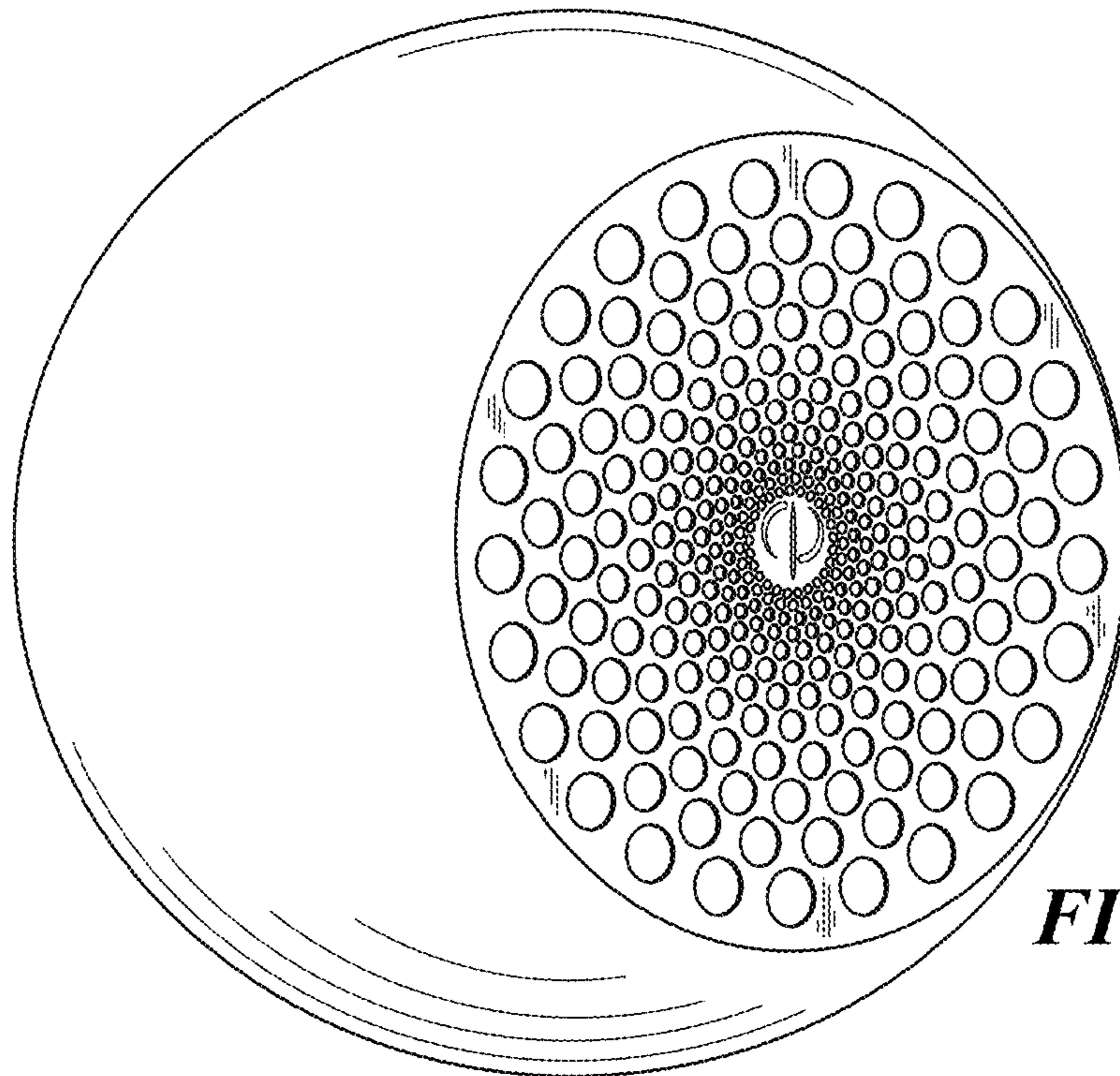


FIG. 1

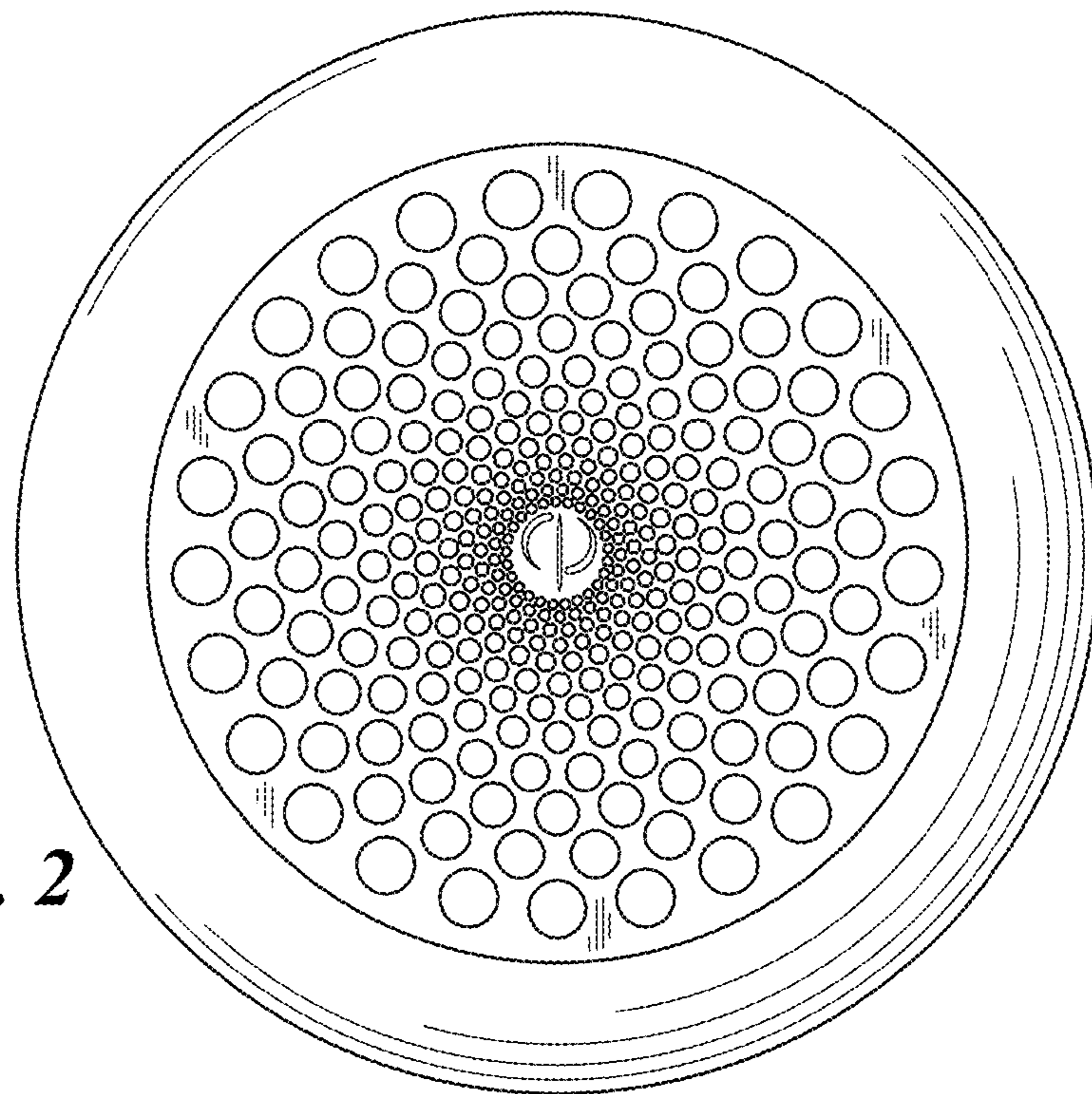


FIG. 2

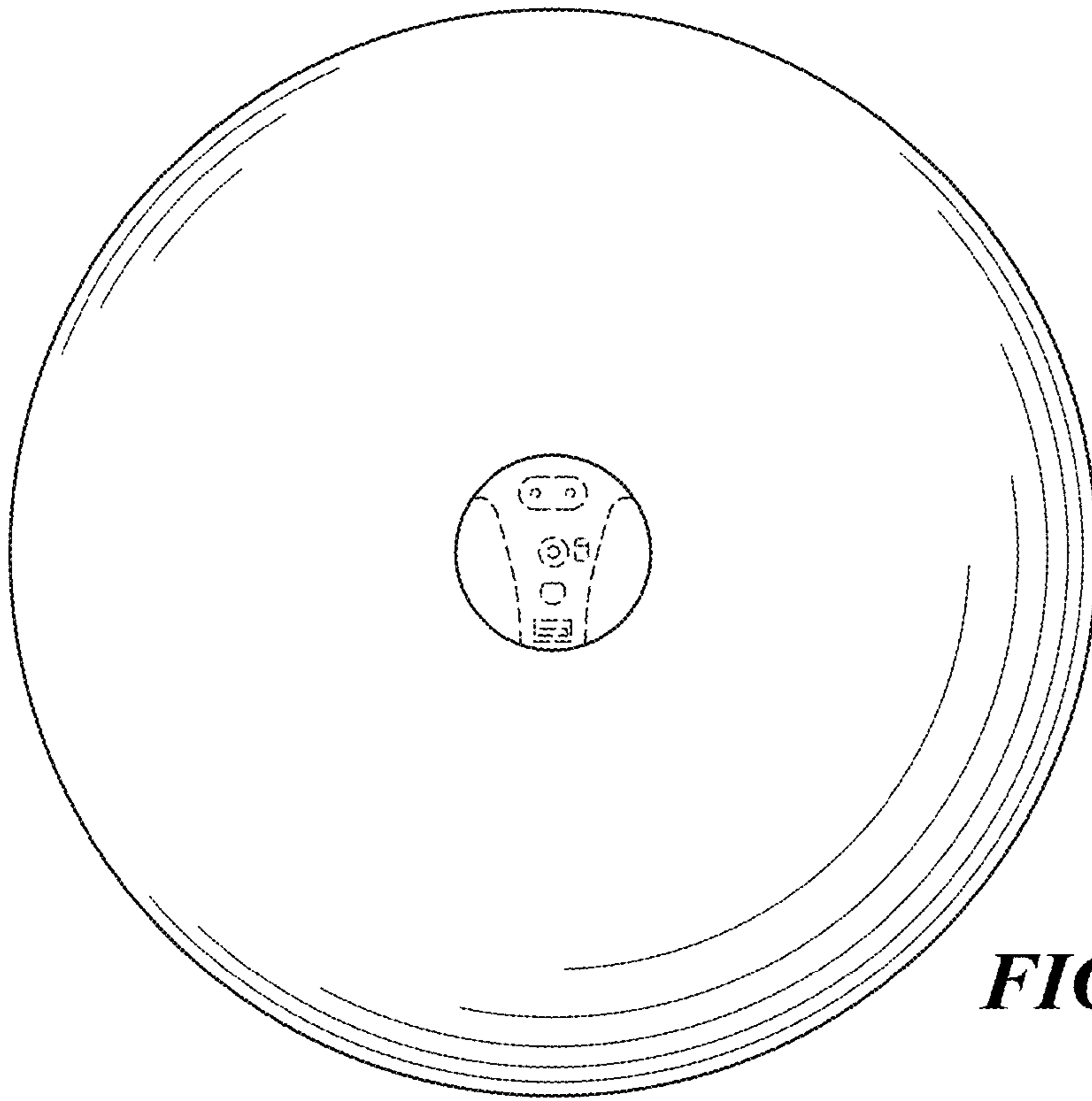


FIG. 3

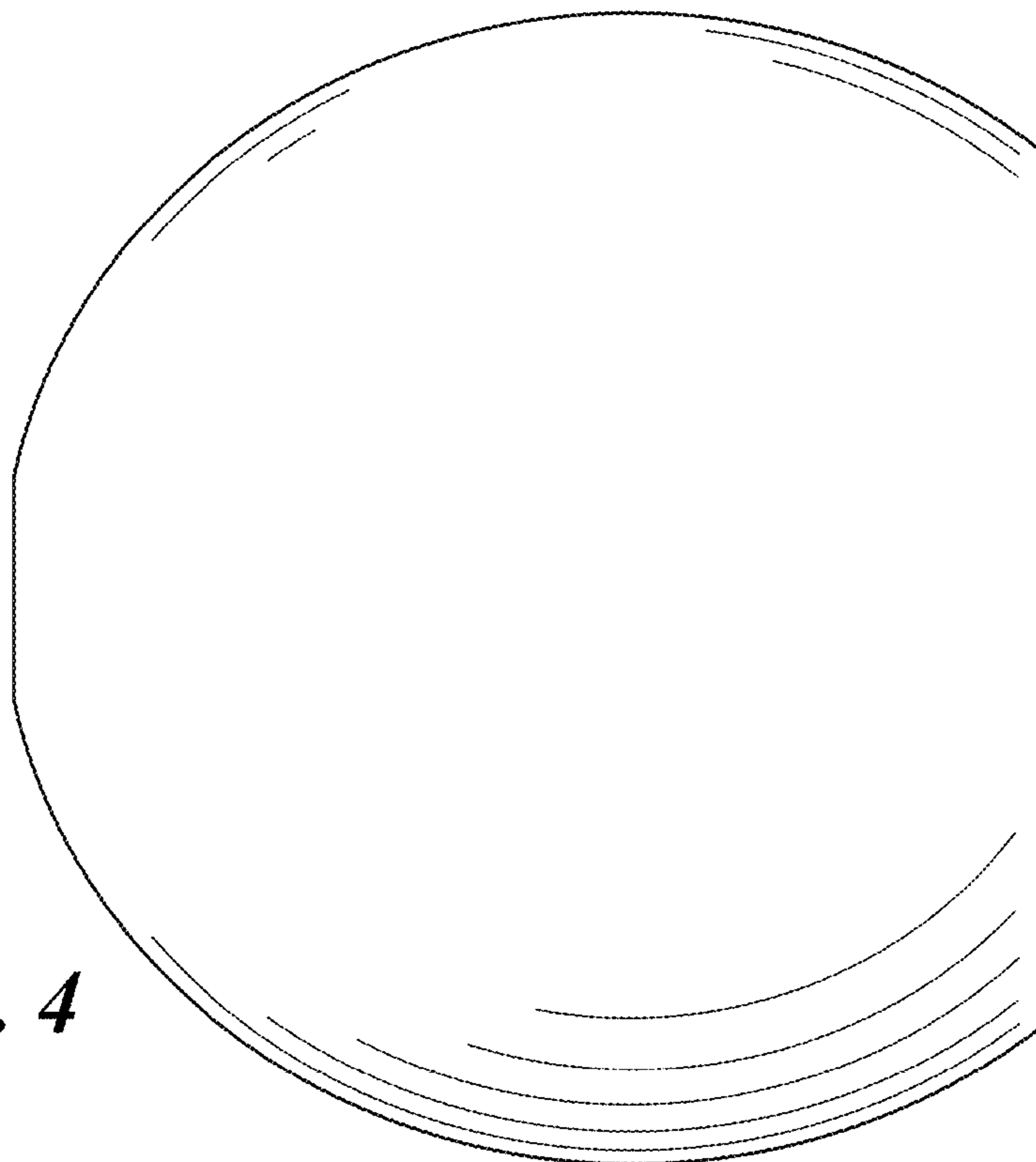


FIG. 4