



US00D770396S

(12) **United States Design Patent** (10) **Patent No.:** **US D770,396 S**
Lin (45) **Date of Patent:** **** Nov. 1, 2016**

(54) **CONTROL PANEL**
(71) Applicant: **CHYNG HONG ELECTRONIC CO., LTD.**, Taichung (TW)
(72) Inventor: **Mu-Chun Lin**, Taichung (TW)
(73) Assignee: **CHYNG HONG ELECTRONIC CO., LTD.**, Taichung (TW)

D659,653 S * 5/2012 Lin D13/177
D678,847 S * 3/2013 Helm D13/162
8,410,362 B1 * 4/2013 Lin H02G 3/14
174/66
D707,189 S * 6/2014 Martello D13/164
D735,149 S * 7/2015 Lin D13/177
2013/0249433 A1 * 9/2013 Martello H05B 37/02
315/292

(**) Term: **14 Years**

* cited by examiner

(21) Appl. No.: **29/511,901**

Primary Examiner — Susan E Krakower

(22) Filed: **Dec. 15, 2014**

Assistant Examiner — Camelia Styles

(51) **LOC (10) Cl.** **13-03**

(74) *Attorney, Agent, or Firm* — Ming Chow; Sinorica, LLC

(52) **U.S. Cl.**
USPC **D13/177**

(58) **Field of Classification Search**
USPC D12/192; D8/353; D10/78, 103;
D15/28; D34/35; D13/162, 164, 168,
D13/177; D14/257; D17/177; 174/66–67;
200/5 R, 5 A, 5 E, 293, 296, 302.2, 339;
220/241–242; 439/489, 135–136,
439/540.1
CPC H01H 13/70; H01H 2223/002; H01H
2221/018; H01H 2011/0081; H01H 13/72;
H01H 13/84; H01H 17/94; H01H 17/945;
H01H 17/965; H01H 17/967; G05B 19/02;
G05B 19/04; G05B 19/10; G05B 19/18;
G05B 19/418; B60K 35/00
See application file for complete search history.

(57) **CLAIM**

I claim the ornamental design for a control panel, as shown and described.

DESCRIPTION

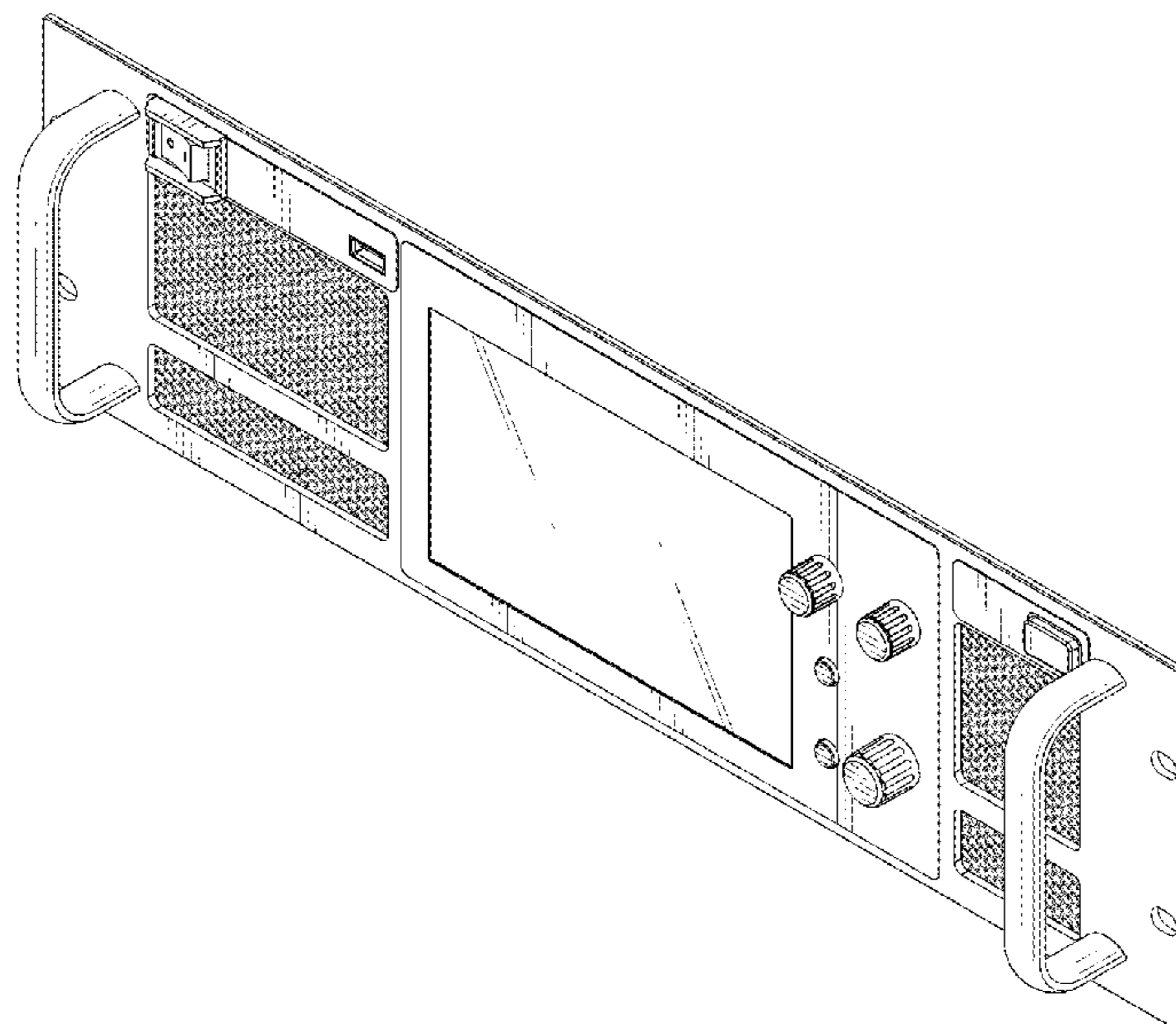
FIG. 1 is a front perspective view of a control panel showing my new design;
FIG. 2 is a front elevational view thereof;
FIG. 3 is a rear elevational view thereof;
FIG. 4 is a left side elevational view thereof;
FIG. 5 is a right side elevational view thereof;
FIG. 6 is a top plan view thereof; and,
FIG. 7 is a bottom plan view thereof.

(56) **References Cited**

U.S. PATENT DOCUMENTS

D354,451 S * 1/1995 Burrell D10/103
D424,526 S * 5/2000 Yang D13/177
D619,108 S * 7/2010 Lin D13/177
D659,108 S * 5/2012 Lin D13/177

1 Claim, 5 Drawing Sheets



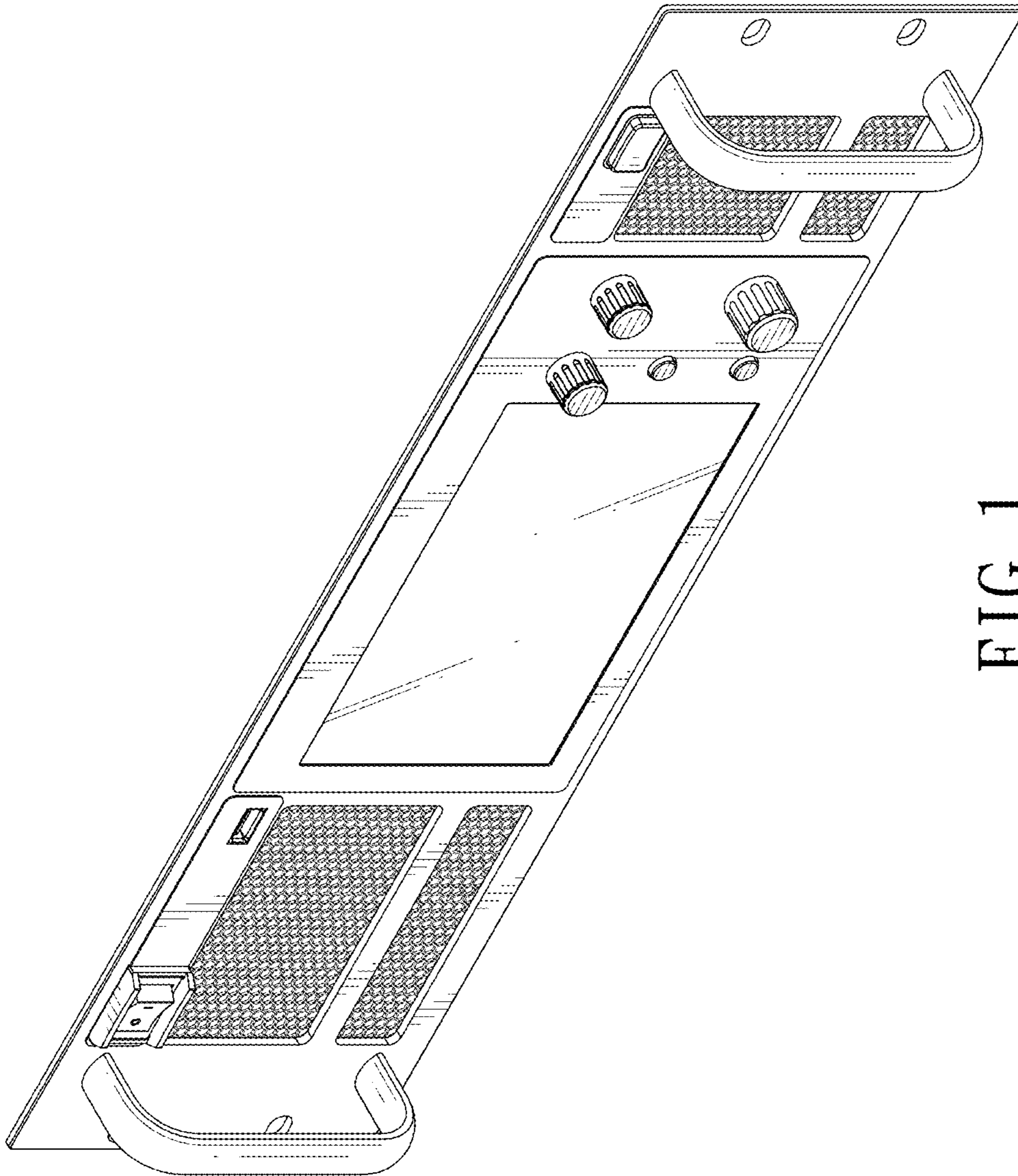


FIG. 1

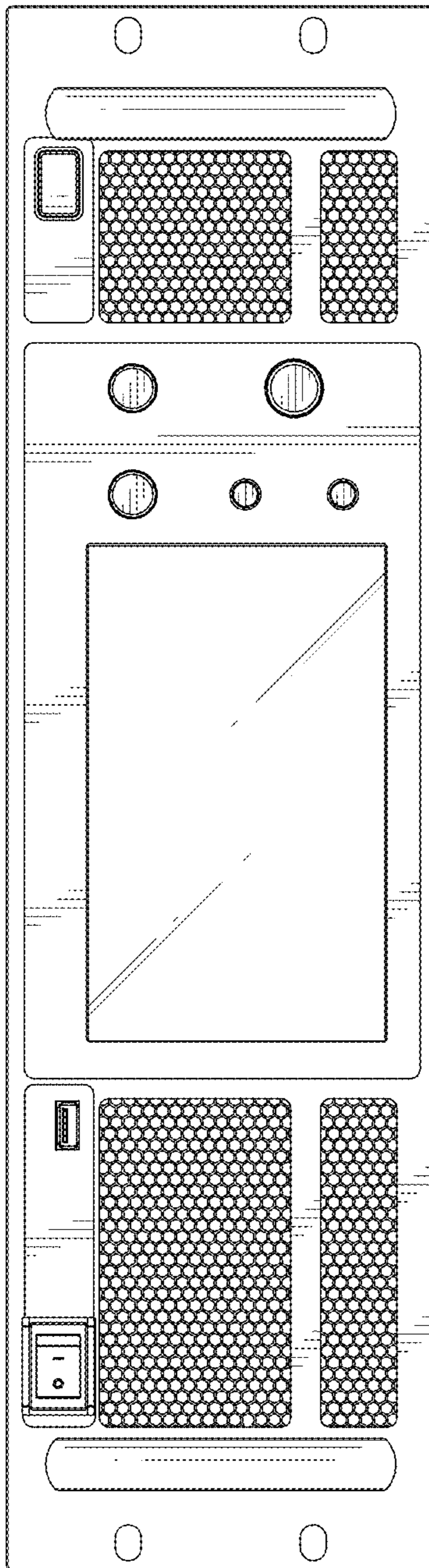


FIG. 2

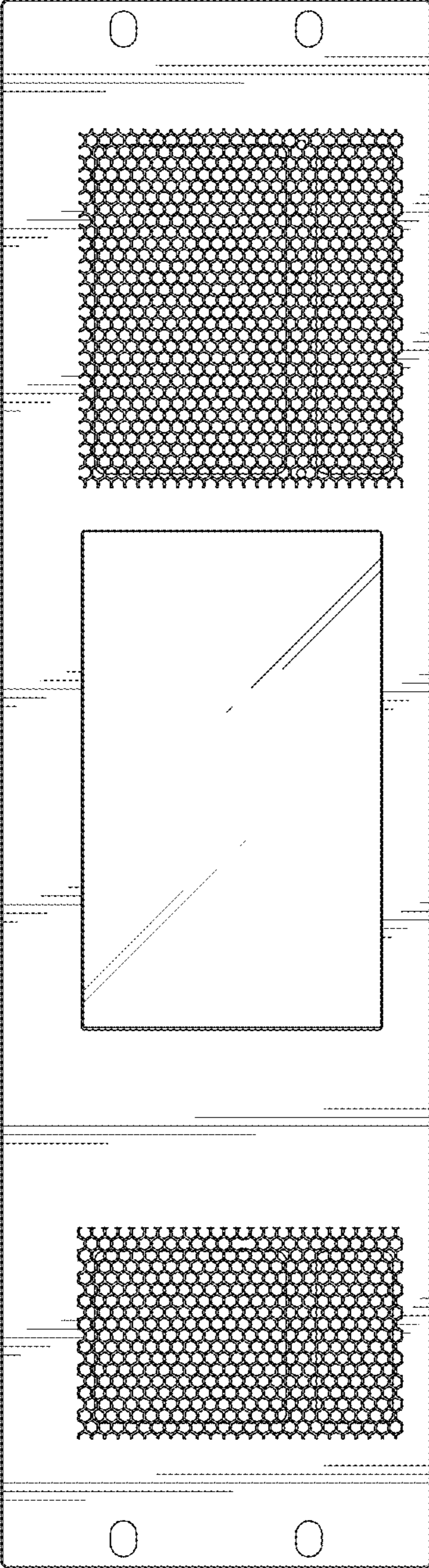


FIG. 3

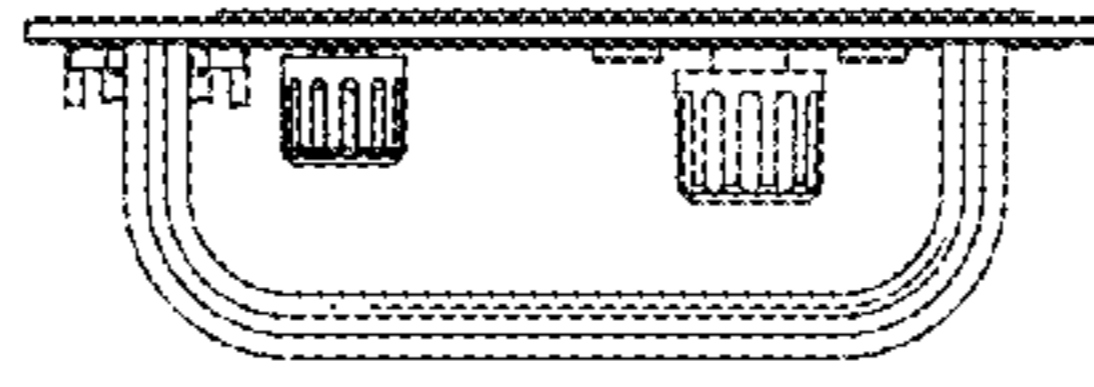


FIG. 5

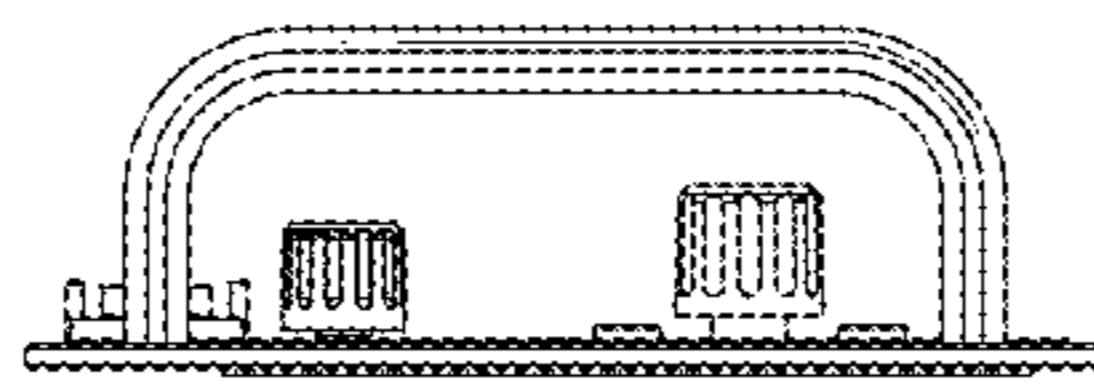


FIG. 4




FIG. 6




FIG. 7