



US00D770393S

(12) **United States Design Patent** (10) **Patent No.:** **US D770,393 S**
Jacoby et al. (45) **Date of Patent:** **** *Nov. 1, 2016**

(54) **CONTROL DEVICE**

D310,340 S * 9/1990 Wada D10/50
D364,350 S * 11/1995 Pasquarette D10/50
D364,573 S 11/1995 Pearsall

(71) Applicant: **Lutron Electronics Co., Inc.**,
Coopersburg, PA (US)

(Continued)

(72) Inventors: **Elliot G. Jacoby**, Glenside, PA (US);
Jason C. Killo, Emmaus, PA (US);
Brad Michael Kreschollek, Bethlehem,
PA (US); **Noel Mayo**, Philadelphia, PA
(US)

FOREIGN PATENT DOCUMENTS

CA 123790 6/2009

(73) Assignee: **Lutron Electronics Co., Inc.**,
Coopersburg, PA (US)

OTHER PUBLICATIONS

Dynalite Intelligent Light Pty Ltd., Light News, Aug. 2005, 8 pages,
issue 2.*

(Continued)

(*) Notice: This patent is subject to a terminal dis-
claimer.

Primary Examiner — Selina Sikder

(**) Term: **14 Years**

(74) *Attorney, Agent, or Firm* — Saidman DesignLaw
Group, LLC

(21) Appl. No.: **29/515,919**

(57) **CLAIM**

We claim the ornamental design for a control device, as
shown and described.

(22) Filed: **Jan. 28, 2015**

(51) **LOC (10) Cl.** **13-03**

(52) **U.S. Cl.**

USPC **D13/164**

(58) **Field of Classification Search**

USPC D13/162, 164; D10/49, 50
CPC F23N 5/20; F23N 5/203; F23N 5/206;
F23N 2025/12; F23N 2041/02; F24F 11/00;
F24F 11/001; F24F 11/0009; F24F 11/0012;
F24F 2011/0057; F24F 2011/0073; F24F
2011/0091; G05D 23/1917; H05B 37/02;
H05B 37/0245; H01H 9/02; H01H 9/16;
H01H 9/161; H01H 9/165; H01H 9/181;
H01H 9/182; H01H 2009/187

See application file for complete search history.

DESCRIPTION

FIG. 1 is a perspective view of a control device showing our
new design.

FIG. 2 is a front view thereof.

FIG. 3 is a left side view thereof.

FIG. 4 is a right side view thereof.

FIG. 5 is a top view thereof.

FIG. 6 is a bottom view thereof.

FIG. 7 is a perspective view thereof showing an alternate
environment.

FIG. 8 is a front view thereof.

FIG. 9 is a left side view thereof.

FIG. 10 is a right side view thereof.

FIG. 11 is a top view thereof; and,

FIG. 12 is a bottom view thereof.

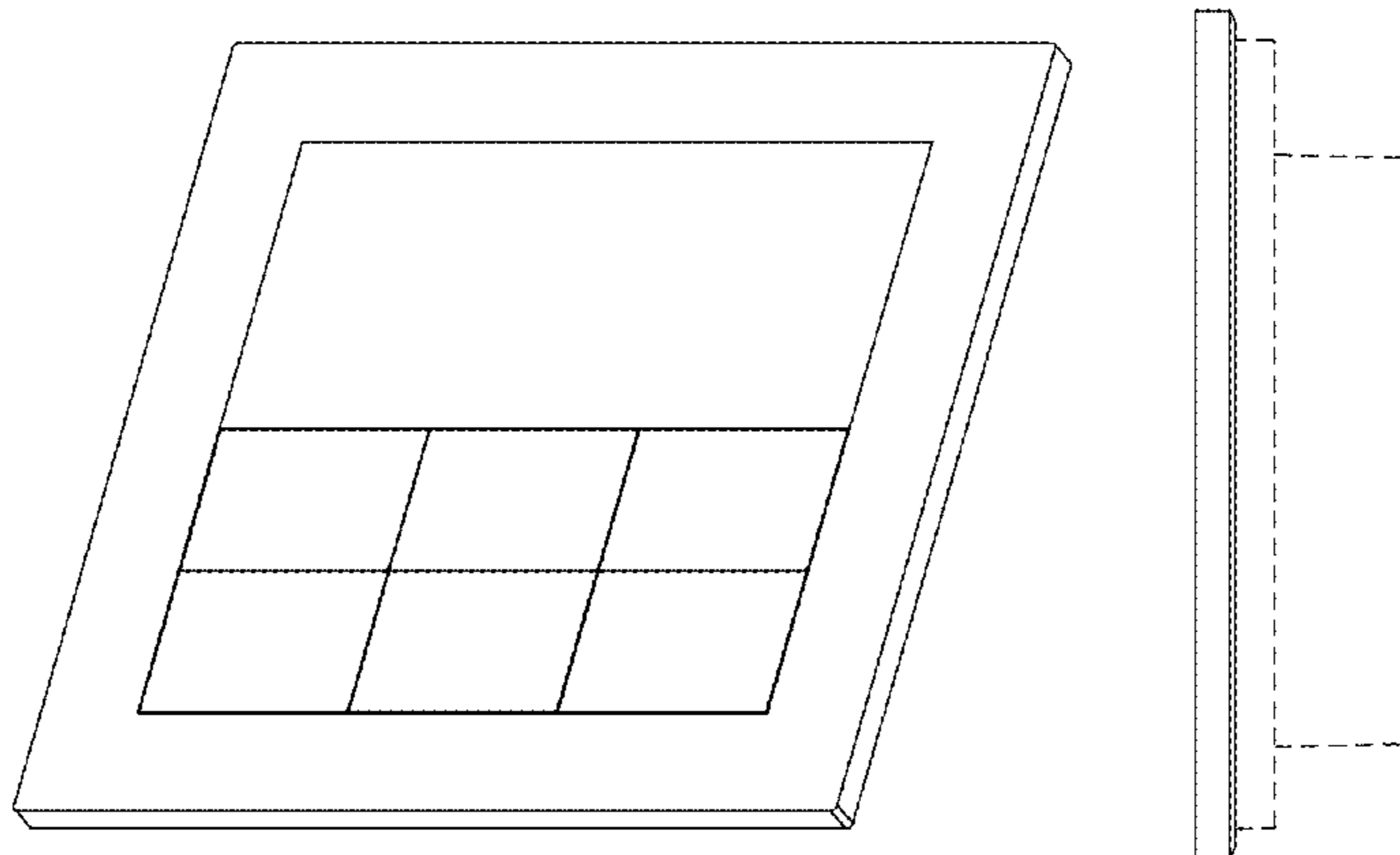
The rear views form no part of the design and are omitted.
The portions of the drawings appearing in broken lines are
for environment only and do not form part of the claimed
design.

(56) **References Cited**

U.S. PATENT DOCUMENTS

4,316,256 A 2/1982 Hendricks et al.
4,780,573 A * 10/1988 Own H02G 3/14
174/66
D309,268 S 7/1990 Wada et al.

1 Claim, 8 Drawing Sheets



(56)

References Cited

U.S. PATENT DOCUMENTS

6,260,765 B1 * 7/2001 Natale G05D 23/1905
236/47
D453,742 S * 2/2002 Butler D13/164
D466,090 S * 11/2002 Bennett D13/164
D547,273 S * 7/2007 Mierta D13/164
D549,710 S * 8/2007 Hyncek D13/164
D588,035 S * 3/2009 Schmalz D10/106.8
7,566,996 B2 * 7/2009 Altonen G06F 3/03547
200/514
D633,448 S * 3/2011 Biery D13/171
D649,123 S 11/2011 Jacoby et al.
D649,124 S 11/2011 Jacoby et al.
D649,520 S 11/2011 Jacoby et al.
8,525,372 B2 * 9/2013 Huang H01H 9/0271
200/329
D706,729 S * 6/2014 Joshi D10/106.8
D707,186 S * 6/2014 Sloan D10/106.8
D714,736 S 10/2014 O'Donnell
D717,742 S 11/2014 Larkin et al.
8,978,994 B2 * 3/2015 Moore F24F 11/0012
236/94
D734,277 S * 7/2015 Jacoby D13/164
D737,154 S * 8/2015 Jacoby D10/50
9,119,240 B2 * 8/2015 Nagazoe H04B 10/116
9,124,130 B2 * 9/2015 Altonen H05B 37/02
9,157,647 B2 * 10/2015 Leen F24F 11/0009
9,167,666 B1 * 10/2015 Billheimer H05B 37/02

2011/0253516 A1* 10/2011 Figueroa H01H 9/161
200/297
2012/0091213 A1* 4/2012 Altonen H05B 37/02
236/51
2013/0285472 A1* 10/2013 Bull H05B 37/0245
307/116
2014/0268630 A1* 9/2014 Samuels H01H 13/7057
362/23.03
2015/0076991 A1* 3/2015 Yamamoto H05B 37/0272
315/153
2015/0316285 A1* 11/2015 Clifton F24F 11/0086
236/1 C

OTHER PUBLICATIONS

Bticino Spa, Matix Brochure, May 2009, 16 pages.
Design U.S. Appl. No. 29/472,772 entitled "Control Device" filed
Nov. 15, 2013.
Design U.S. Appl. No. 29/481,501 entitled "Temperature Control
Device" filed Feb. 6, 2014.
Design U.S. Appl. No. 29/502,399 entitled "Control Device" filed
Sep. 16, 2014.
Design U.S. Appl. No. 29/515,921 entitled "Control Device" filed
Jan. 28, 2015.
Design U.S. Appl. No. 29/515,922 entitled "Control Device" filed
Jan. 28, 2015.
Design U.S. Appl. No. 29/515,924 entitled "Control Device" filed
Jan. 28, 2015.

* cited by examiner

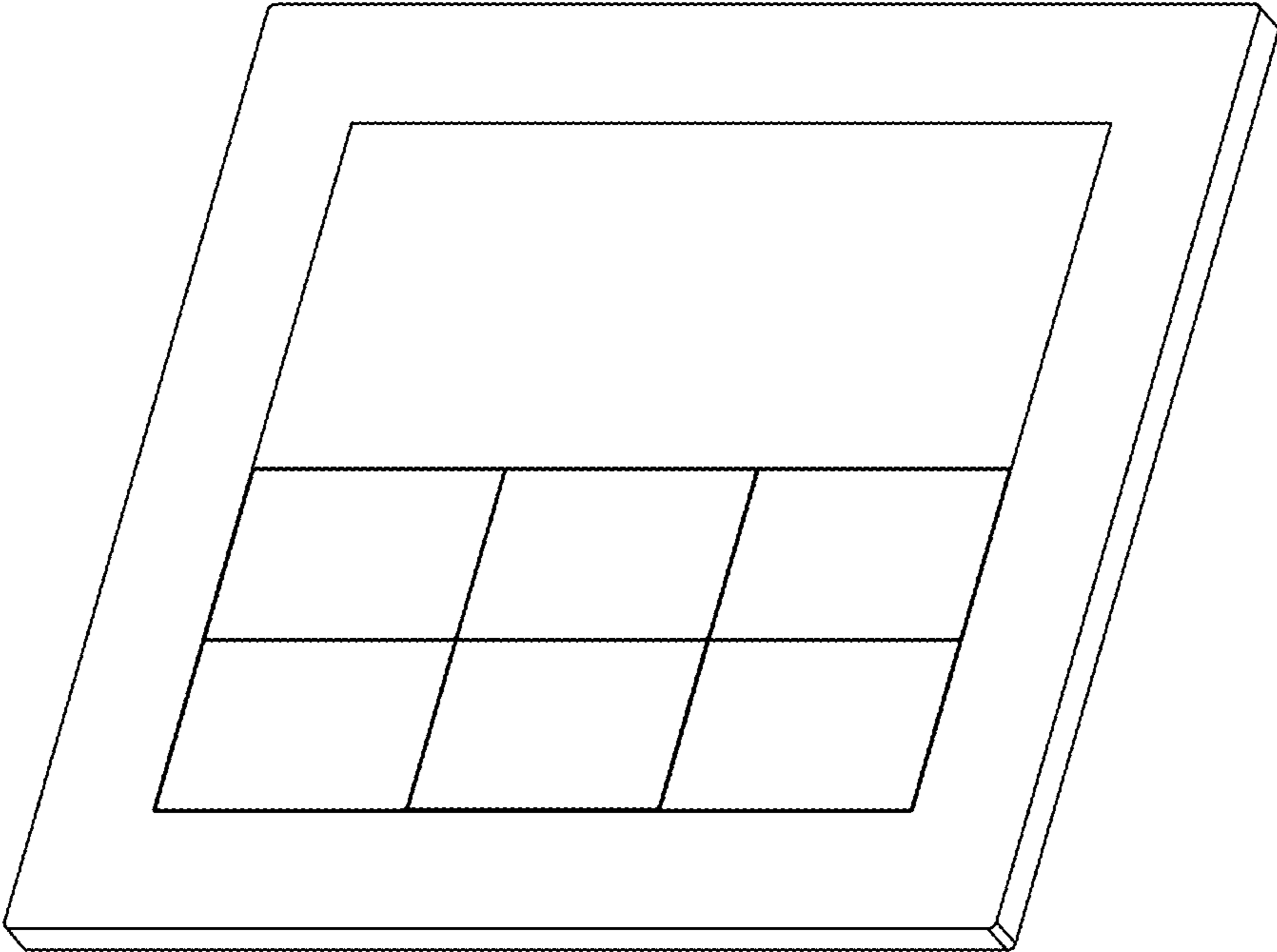


Fig. 1




Fig. 2




Fig. 3




Fig. 4

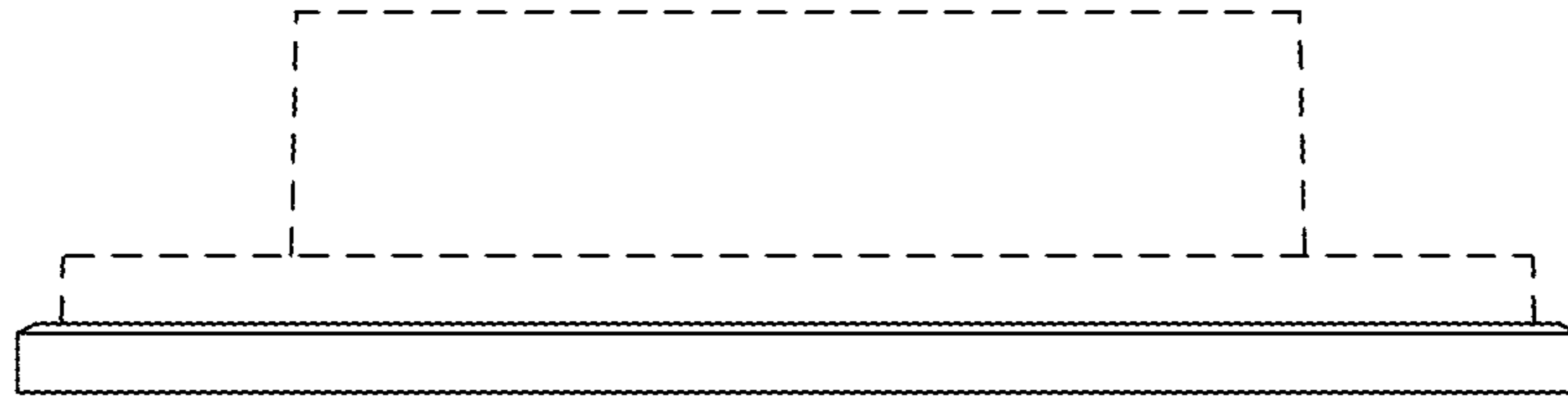


Fig. 5




Fig. 6

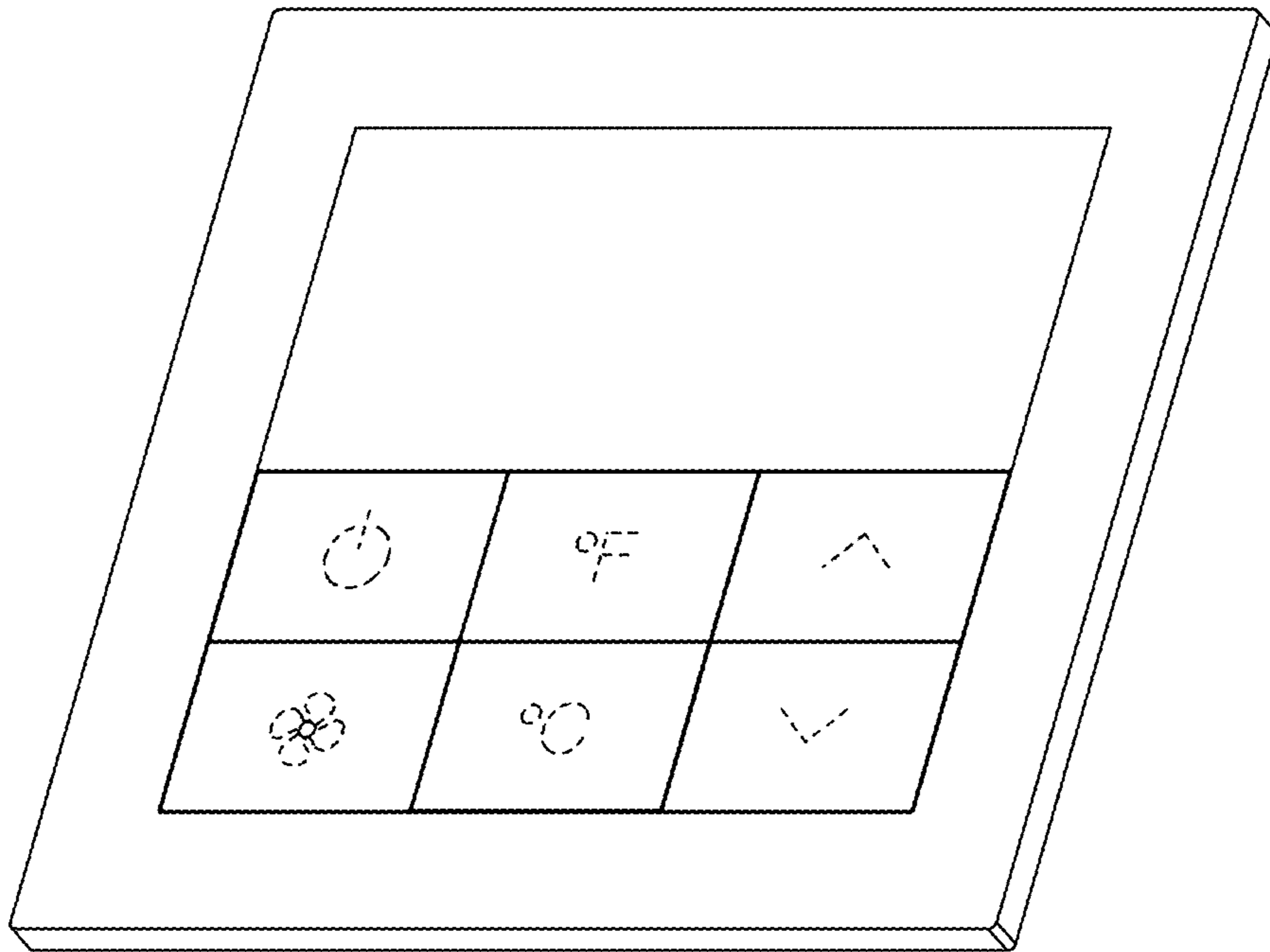


Fig. 7

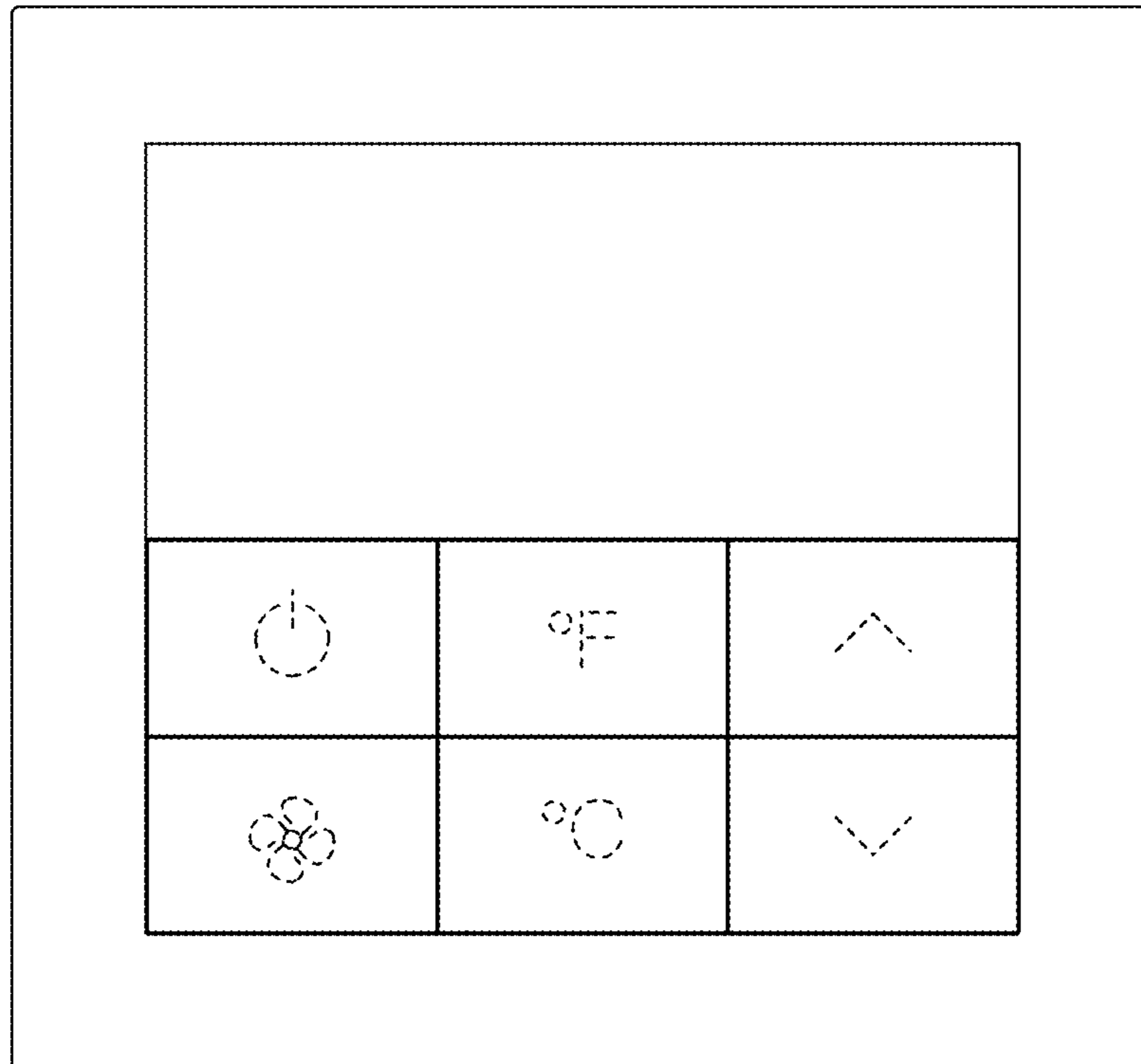


Fig. 8




Fig. 9




Fig. 10




Fig. 11




Fig. 12