



US00D770383S

(12) **United States Design Patent** (10) **Patent No.:** **US D770,383 S**
Lurie et al. (45) **Date of Patent:** **** Nov. 1, 2016**

- (54) **WIND TUNNEL**
- (71) Applicant: **Airborne America, Inc.**, Coronado, CA (US)
- (72) Inventors: **Marc Lurie**, Lafayette, CA (US); **Jewel Barlow**, College Park, MD (US)
- (73) Assignee: **Black Swan Equity LLC**, Molalla, OR (US)

7,153,136	B2 *	12/2006	Hatlestad	B64D 23/00 434/59
7,156,744	B2	1/2007	Metni et al.	
D560,162	S *	1/2008	Martinez	D13/115
D587,196	S *	2/2009	Chong	D13/115
RE43,028	E	12/2011	Kitchen et al.	
8,141,588	B2	3/2012	Tan et al.	
2009/0158835	A1	6/2009	Serrano Pellicer	
2011/0165545	A1	7/2011	Nebe et al.	
2012/0312502	A1	12/2012	Metni et al.	

(**) Term: **14 Years**

FOREIGN PATENT DOCUMENTS

DE	19822713	11/1999
JP	H10311774	11/1998

(21) Appl. No.: **29/497,680**

(22) Filed: **Jul. 28, 2014**

OTHER PUBLICATIONS

(51) **LOC (10) Cl.** **13-01**

International Search Report and Written Opinion for PCT/US2015/037682 mailed Oct. 13, 2015.

(52) **U.S. Cl.**

(Continued)

USPC **D13/115**

(58) **Field of Classification Search**

USPC D13/115, 101, 118, 184, 199; D15/1, D15/199; 73/147; 290/54, 55; 416/37, 38, 416/44, 132 B, 141, 142, 176, 177, 196 A; 434/247; 472/50, 68, 130, 137
CPC A63G 31/00; A63G 31/12; A63G 2031/005; G01M 9/00

Primary Examiner — Derrick Holland

(57) **CLAIM**

The ornamental design for a wind tunnel, as shown and described.

See application file for complete search history.

DESCRIPTION

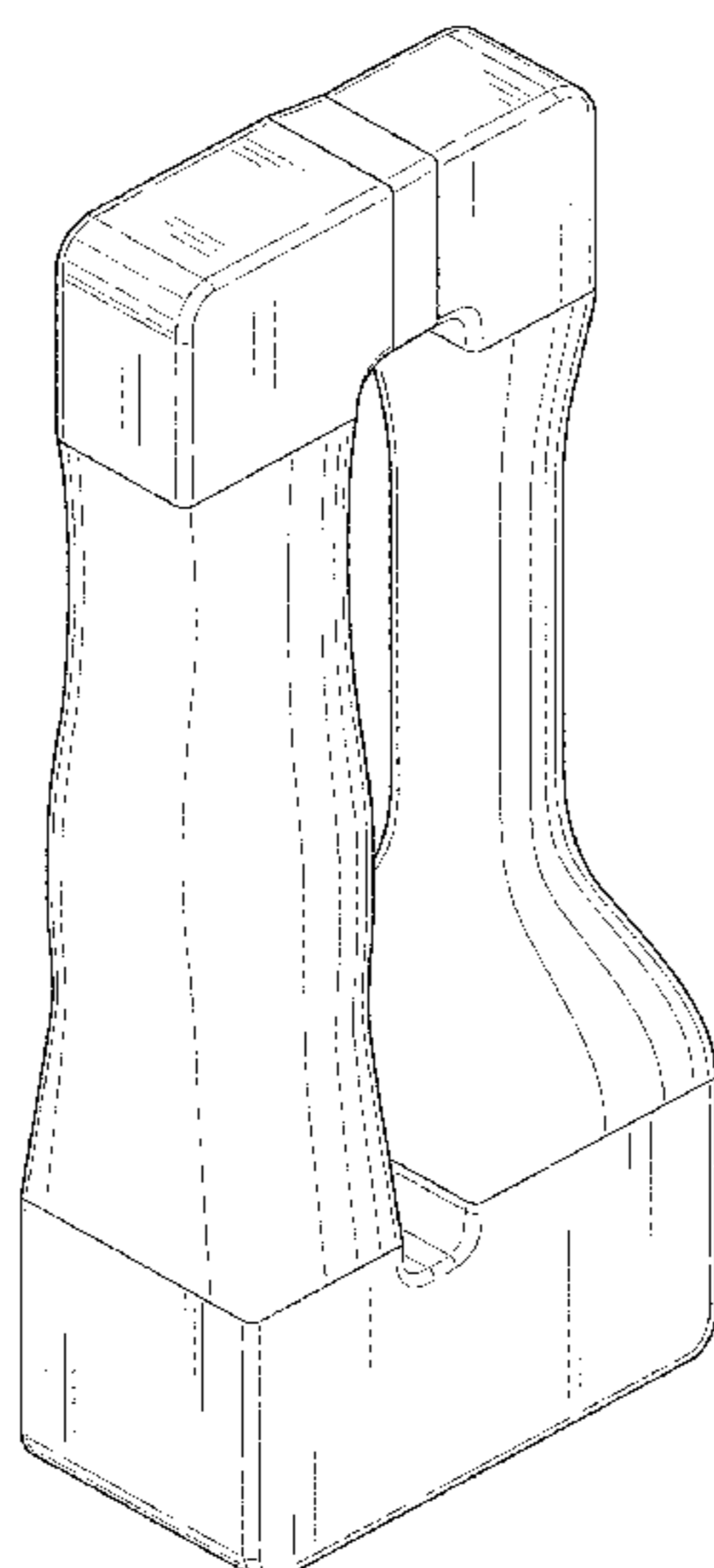
(56) **References Cited**

U.S. PATENT DOCUMENTS

D117,513	S *	11/1939	Albers	D13/115
3,484,953	A	12/1969	Norheim, Jr.	
4,700,565	A	10/1987	Albuschkat	
D294,247	S *	2/1988	White	D13/115
D338,871	S *	8/1993	Carfagno	D13/115
5,405,106	A	4/1995	Chintamani et al.	
5,435,175	A	7/1995	Kramer et al.	
5,616,083	A *	4/1997	Subbaraman	A63G 31/007 366/314
5,655,909	A	8/1997	Kitchen et al.	
6,644,355	B1	11/2003	Gleason	
7,028,542	B2	4/2006	Metni	

FIG. 1 is a front perspective view of a first embodiment of a wind tunnel showing our new design; FIG. 2 is a first side view thereof; FIG. 3 is a second side view thereof; FIG. 4 is a third side view thereof; FIG. 5 is a fourth side view thereof; FIG. 6 is a top view thereof; FIG. 7 is a bottom plan view thereof; and, FIG. 8 is a front perspective view of a second embodiment of a wind tunnel showing our new design, with the other views being analogous to FIGS. 2-7 of the first embodiment. The broken lines shown in FIG. 8 represent unclaimed seam lines and form no part of the claimed design.

1 Claim, 6 Drawing Sheets



(56)

References Cited

OTHER PUBLICATIONS

Undated and Untitled Drawing of a Wind Tunnel.

Collar, A. R.; Some Experiments with Cascades of Aerofoils; Reports and Memoranda No. 1768, Dec. 1936.

Frieman, Daniel et al.; Experimental Investigation of a 90° Cascade Diffusing Bend with an Area Ratio of 1.45:1 and with Several Inlet Boundary Layers; NACA TN 2668; Apr. 1952.

Goodrich, Malinda et al.; Wind Tunnels of the Eastern Hemisphere; A Report Prepared by the Federal Research Division, Library of Congress for the Aeronautics Research Mission Directorate, NASA; Aug. 2008.

Hunt, Lauren E. et al.; Flow Quality Measurements in the Klebanoff-Saric Wind Tunnel; 27th AIAA Aerodynamic Measurement Technology and Ground Testing Conference; Jun. 28-Jul. 1, 2010.

Idel'chik, I.E., Handbook of Hydraulic Resistance; 1960.

Koss, Holger; Climateic Wind Tunnel, Civil Engineering & Architectural Aerodynamics; May 2014.

Lindgren, Björn et al.; Evaluation of a New Wind-Tunnel with Expanding Corners; Royal Institute of Technology Department of Mechanics SE-100 44 Stockholm, Sweden; Oct. 2003.

Bell, Hames H.; et al.; Boundary-Layer Predictions for Small Low-Speed Contractions; AIAA Journal, vol. 27, No. 3, Mar. 1989, pp. 372-374.

Cattafesta, Louis; et al.; Fundamentals of Wind-Tunnel Design, Encyclopedia of Aerospace Engineering., Edited by Richard Blockley and Wei Shyy, 2010 John Wiley & Sons, Ltd.

Gonzalez Hernandez, Mmiguel A.; et al.; Design Methodology for a Quick and Low-Cost Wind Tunnel; Wind Tunnel Designs and Their Diverse Engineering Applications, <http://dx.doi.org/10.5772/54169> (2013).

Lindgren, Bjorn; et al.; Design and Evaluation of Low-Speed Wind-Tunnel with Expanding Corners, Technical Reports form Royal Institue of Technology, Department of Mechanics SE-100 44 Stockholm, Sweden, Oct. 2002.

Mehta, R. D.; et al.; Design rules for small low speed wind tunnels; Aero. Journal (Royal Aeronautical Society), Nov. 1979, pp. 443-449.

Mehta, R. D.; Turbulent Boundary Layer Perturbed by a Screen; AIAA Journal; vol. 23, No. 9, Sep. 1985; pp. 1335-1342.

Soderman, Paul T.; Sources and Levels of Background Noise in the NASA Ames 40- by 80-Foot Wind Tunnel-A Status Report, NASA Technical Memorandum 100077, May 1988.

Tanida, Hiroyuki; et al.; Effects of Turbulence on Aerodynamic Noise Generation of Rearview Mirrors.

Yao, Jinbo; et al.; Low-speed wind tunnel testing control systems research; Proceedings of the 2nd International Conference on Computer Science and Electronics Engineering (ICCSEE 2013), pp. 1371-1373.

Chamorro, Leonardo P.; et al.; Turbulent Flow Inside and Above a Wind Farm: A Wind-Tunnel Study; Energies 2011, 4, pp. 1916-1936.

* cited by examiner



FIG. 1



FIG. 2



FIG. 3



FIG. 4

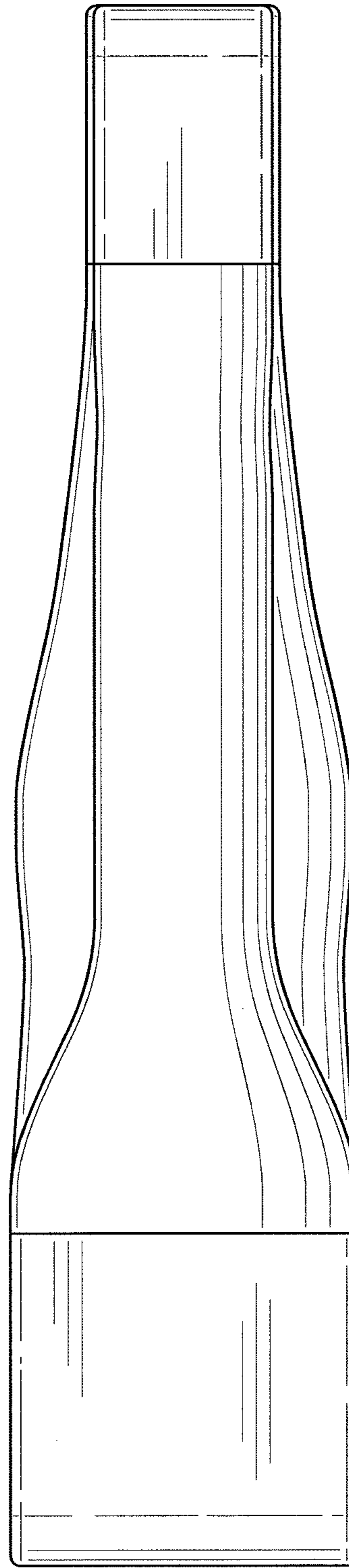


FIG. 5

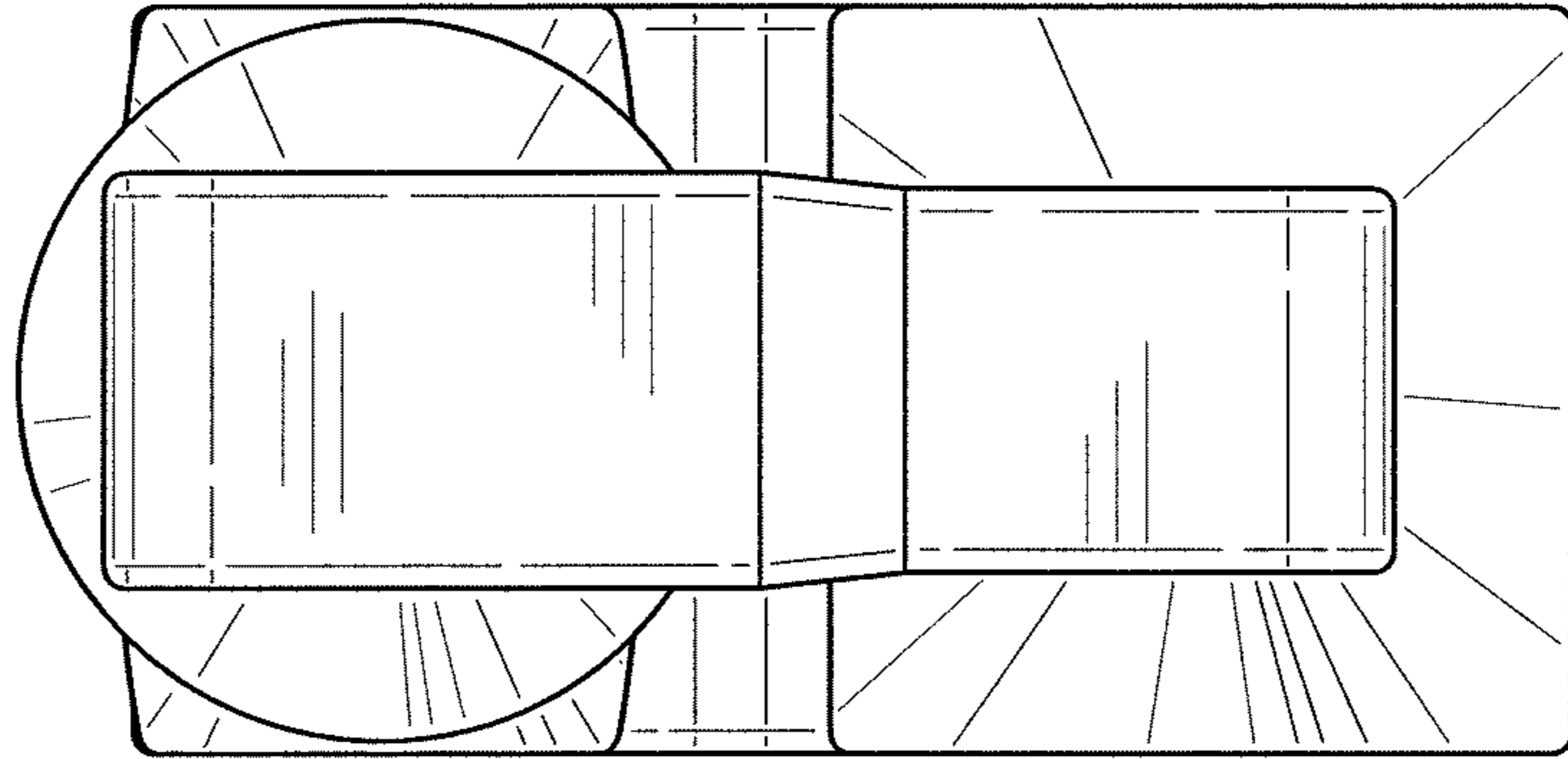


FIG. 6

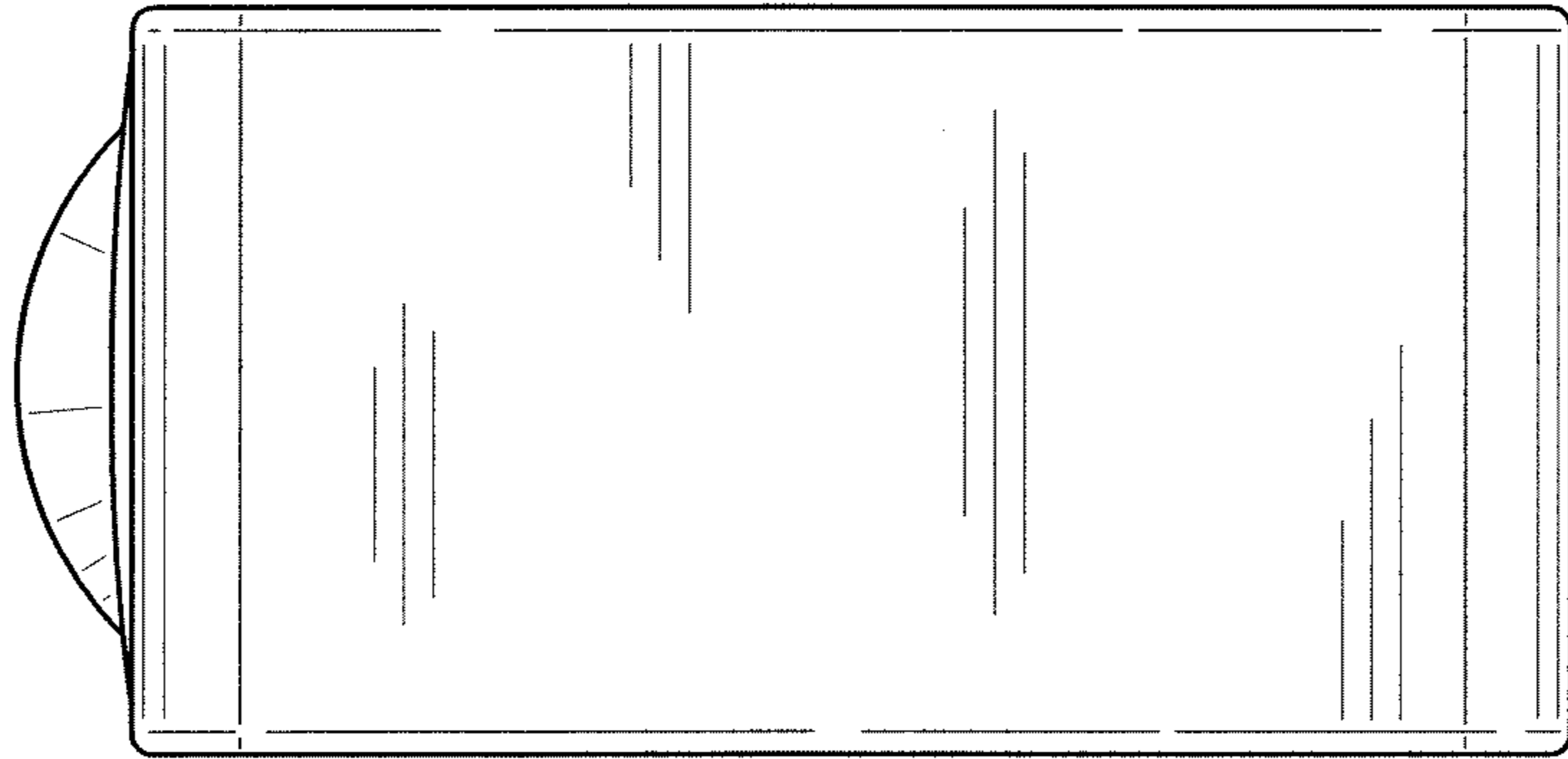


FIG. 7

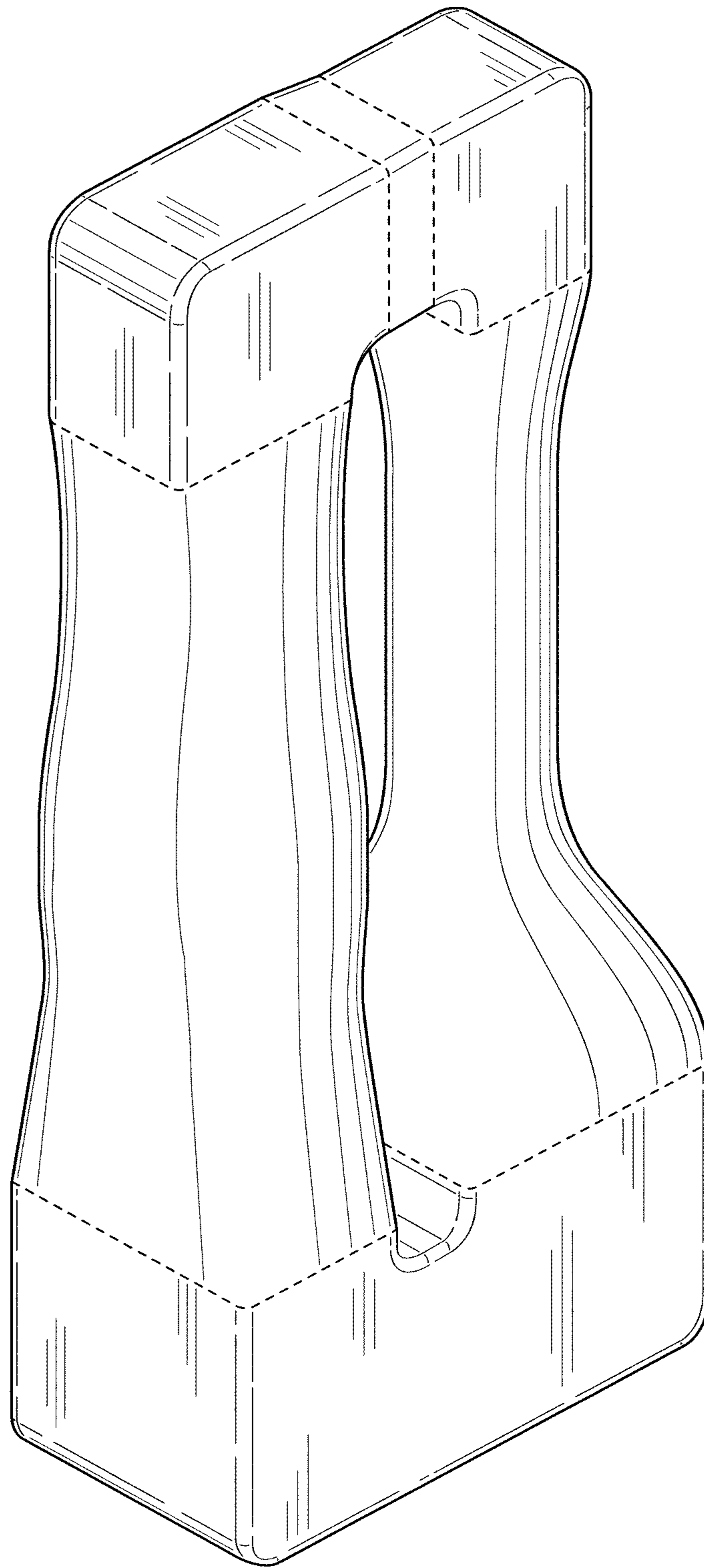


FIG. 8