



US00D770368S

(12) **United States Design Patent** (10) **Patent No.:** **US D770,368 S**  
**Nakahara** (45) **Date of Patent:** **\*\* Nov. 1, 2016**

(54) **TREAD PORTION OF AN AUTOMOBILE TIRE**

(71) Applicant: **BRIDGESTONE CORPORATION**,  
Tokyo (JP)

(72) Inventor: **Daisuke Nakahara**, Tokyo (JP)

(73) Assignee: **BRIDGESTONE CORPORATION**,  
Tokyo (JP)

(\*\*) Term: **15 Years**

(21) Appl. No.: **29/527,136**

(22) Filed: **May 15, 2015**

(30) **Foreign Application Priority Data**

Nov. 18, 2014 (JP) ..... 2014-025700

(51) **LOC (10) Cl.** ..... **12-15**

(52) **U.S. Cl.**  
USPC ..... **D12/594**

(58) **Field of Classification Search**  
USPC ..... D12/500-604, 900  
CPC ..... B60C 1/0016; B60C 11/0306; B60C  
11/0302; B60C 3/06; B60C 9/17  
See application file for complete search history.

(56) **References Cited**

**U.S. PATENT DOCUMENTS**

D250,946 S \* 1/1979 Germain ..... D12/594  
D329,217 S \* 9/1992 Ota ..... D12/594

D388,033 S \* 12/1997 Scheuren ..... D12/594  
D412,302 S \* 7/1999 Rayman ..... D12/579  
D452,463 S \* 12/2001 Warchol ..... D12/595  
D604,690 S \* 11/2009 Dixon ..... D12/579  
D620,428 S \* 7/2010 Rayman ..... D12/579  
D648,262 S \* 11/2011 Hermann ..... D12/579  
D695,210 S \* 12/2013 Tanaka ..... D12/579

**OTHER PUBLICATIONS**

Bridgestone L317 Off Road Tire found online [May 10, 2016]  
<http://www.bridgestone.co.uk/truck-and-bus/off-road-use/l317/>.\*

\* cited by examiner

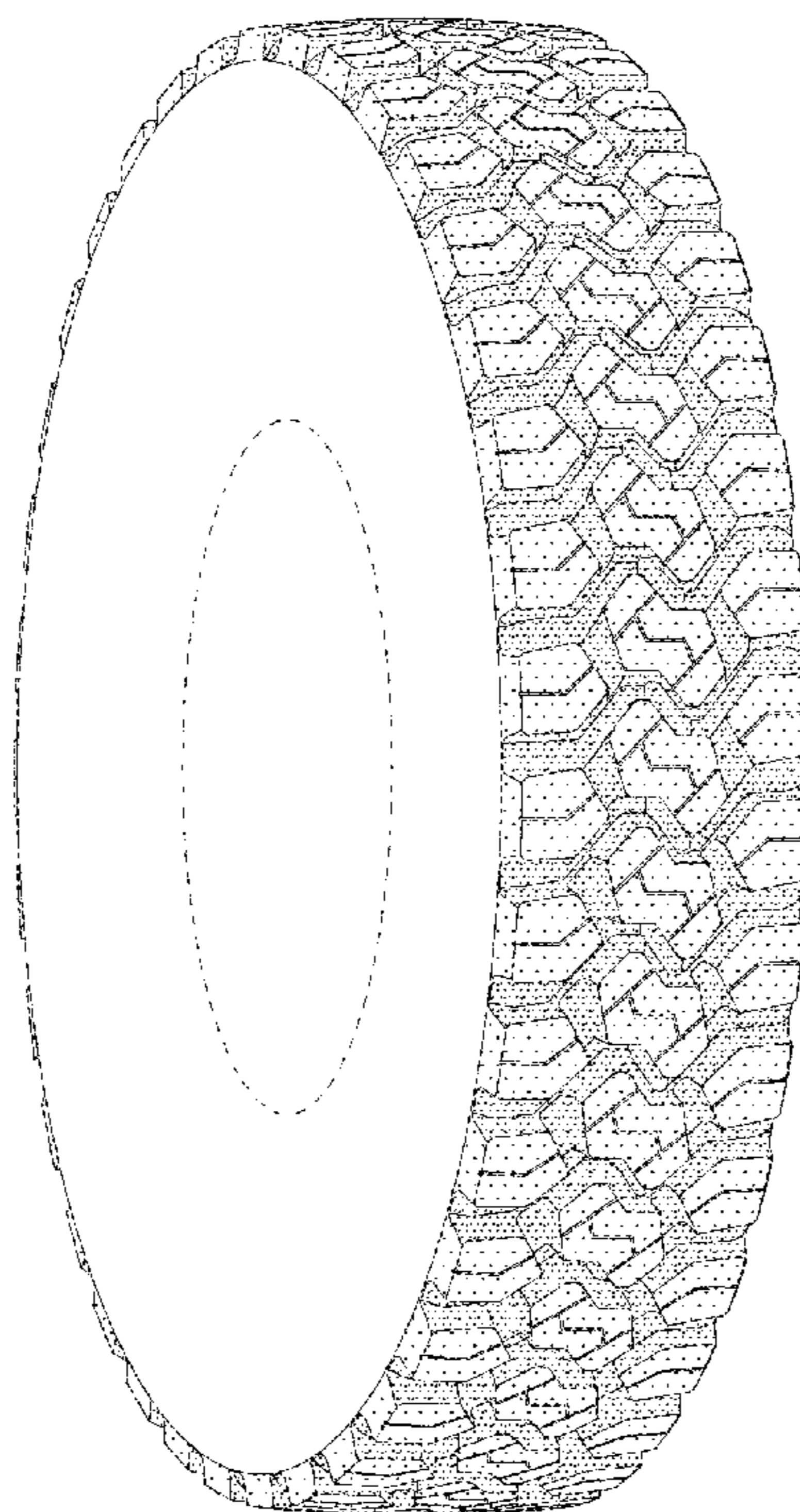
*Primary Examiner* — Robert M Spear  
*Assistant Examiner* — John A Voytek  
(74) *Attorney, Agent, or Firm* — Sughrue Mion, PLLC

(57) **CLAIM**  
The ornamental design for a tread portion of an automobile tire, as shown and described.

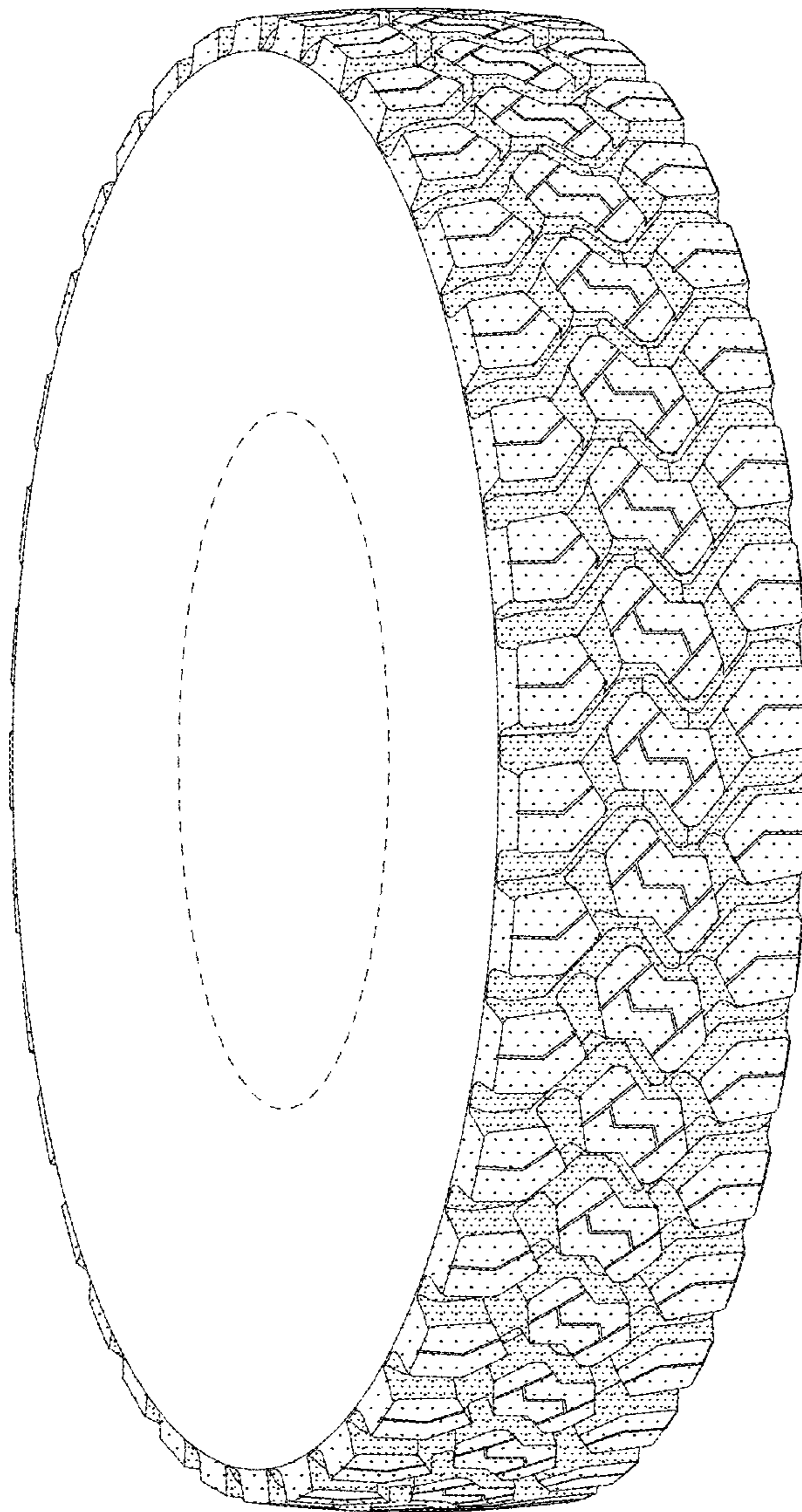
**DESCRIPTION**

FIG. 1 is a perspective view of a tread portion of an automobile tire showing my design;  
FIG. 2 is a front view thereof;  
FIG. 3 is a top view thereof;  
FIG. 4 is a right side view thereof;  
FIG. 5 is a left side view thereof;  
FIG. 6 is a fragmentary enlarged front view showing the details of the tread portion thereof; and,  
FIG. 7 is a section view taken along the dot-dash-dot line 7-7 in FIG. 6.  
The broken lines show portions of the tire that are not being claimed, and thus form no part of the claimed design.

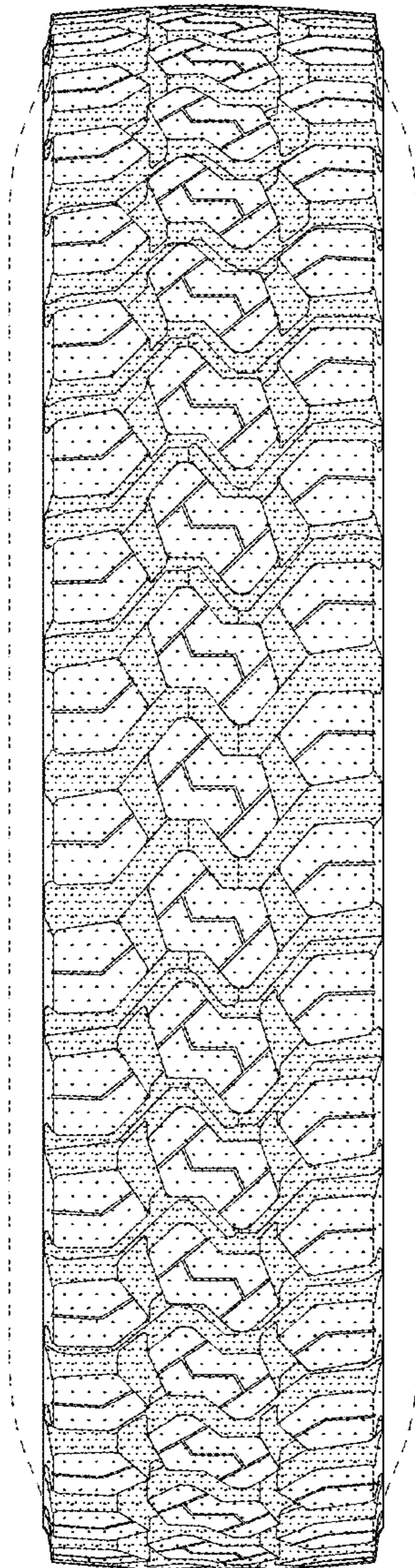
**1 Claim, 7 Drawing Sheets**



*FIG. 1*

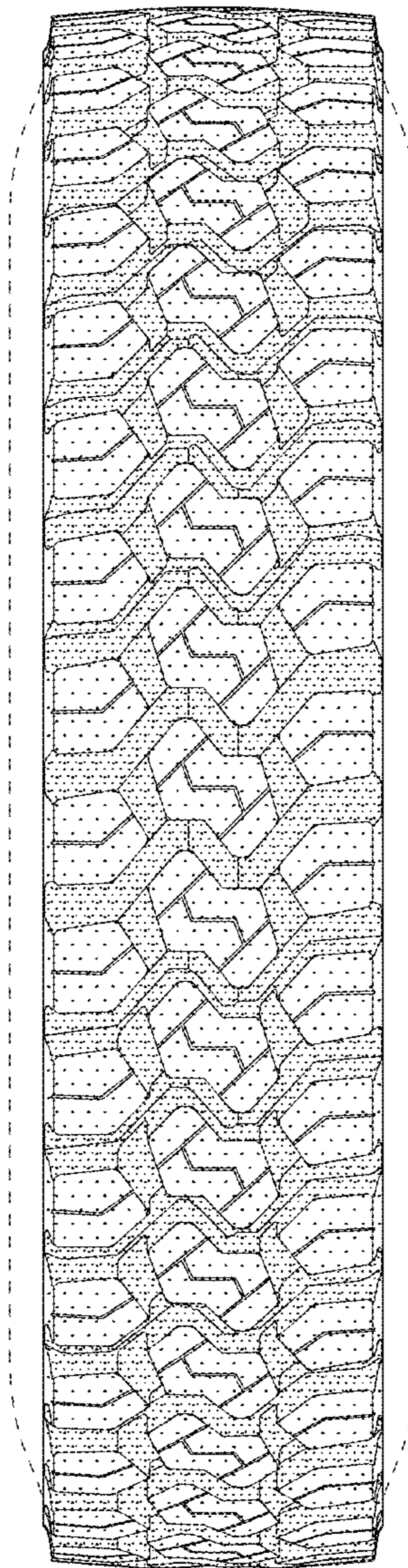


*FIG. 2*

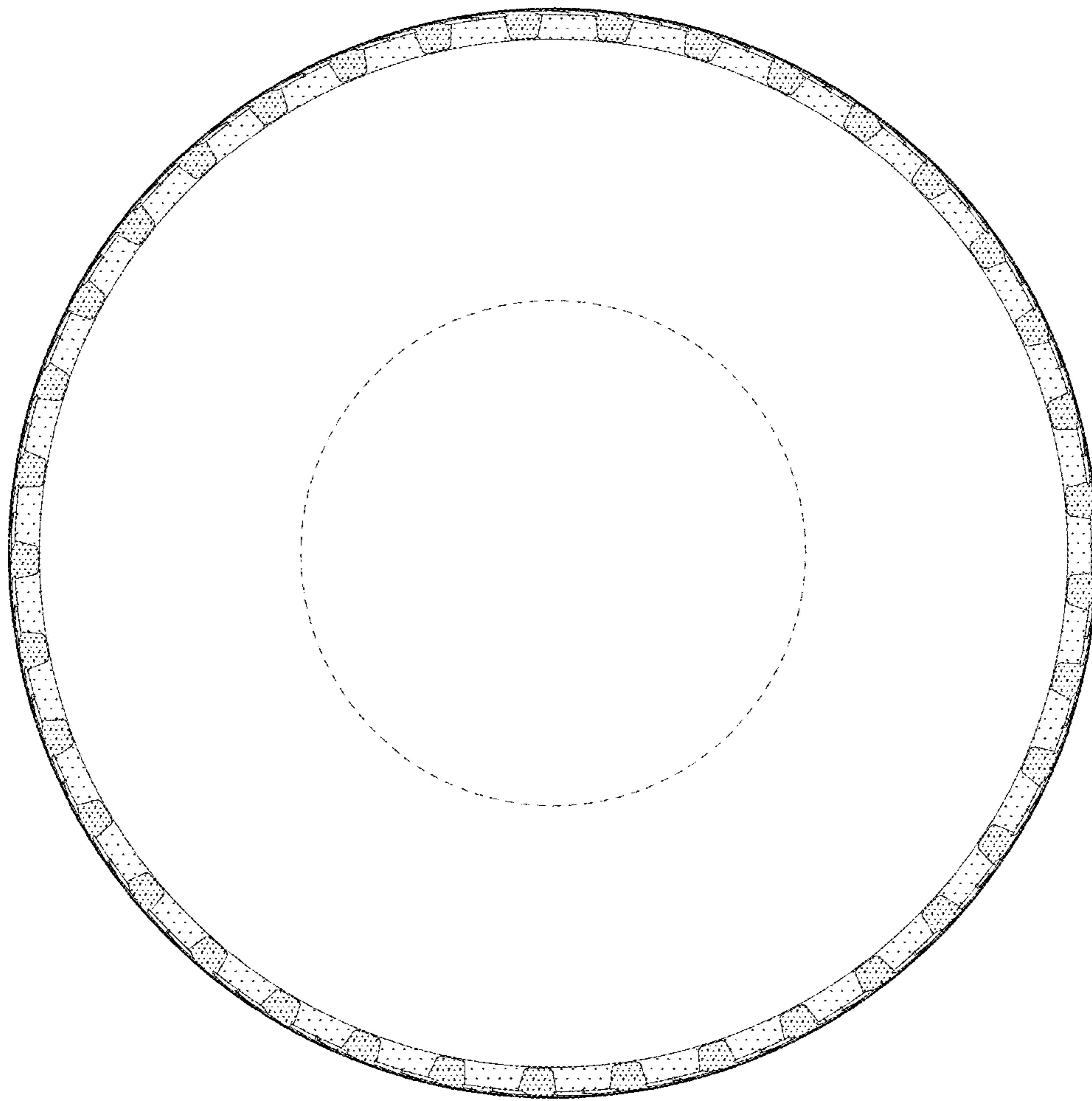




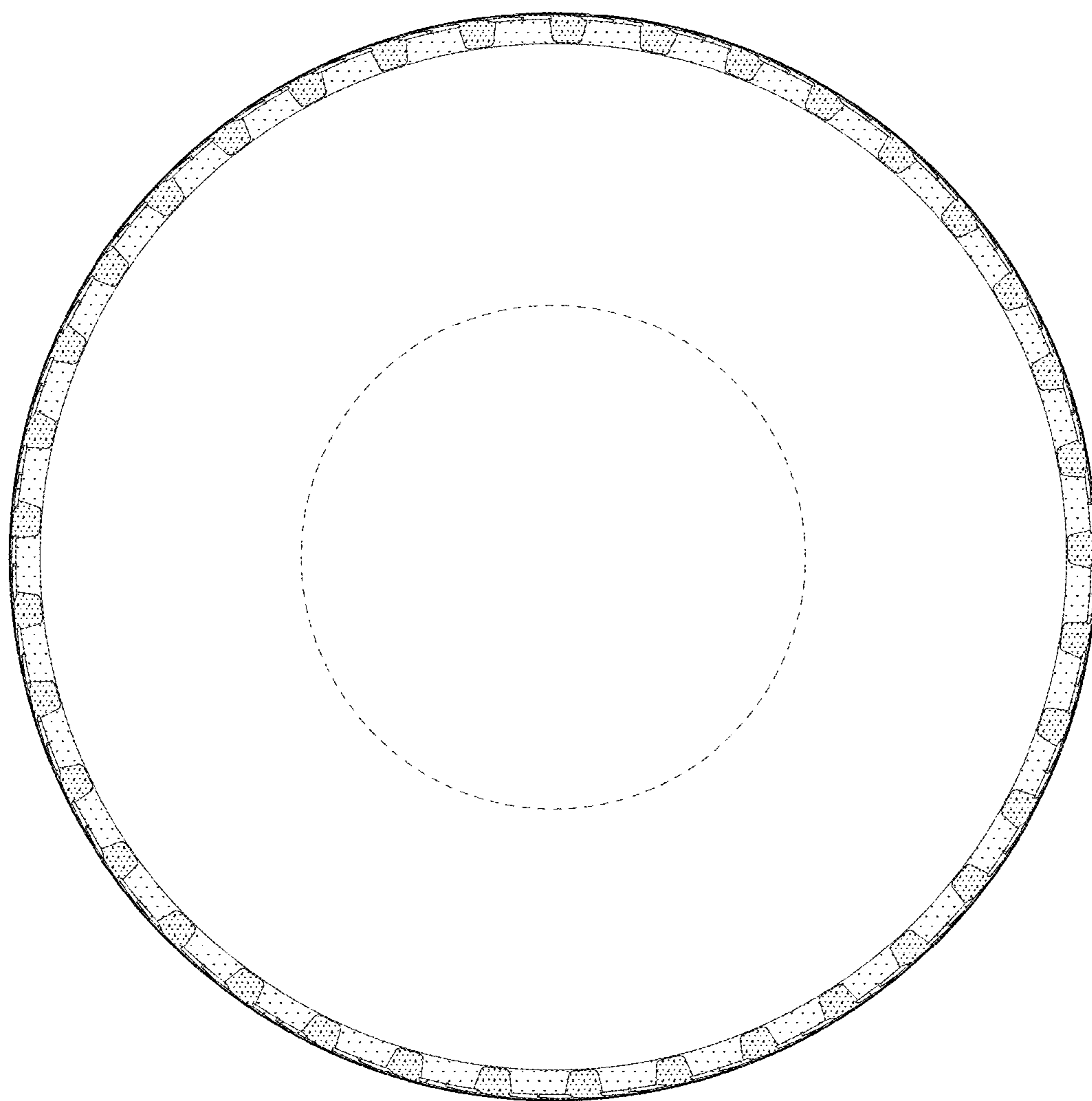
*FIG. 3*



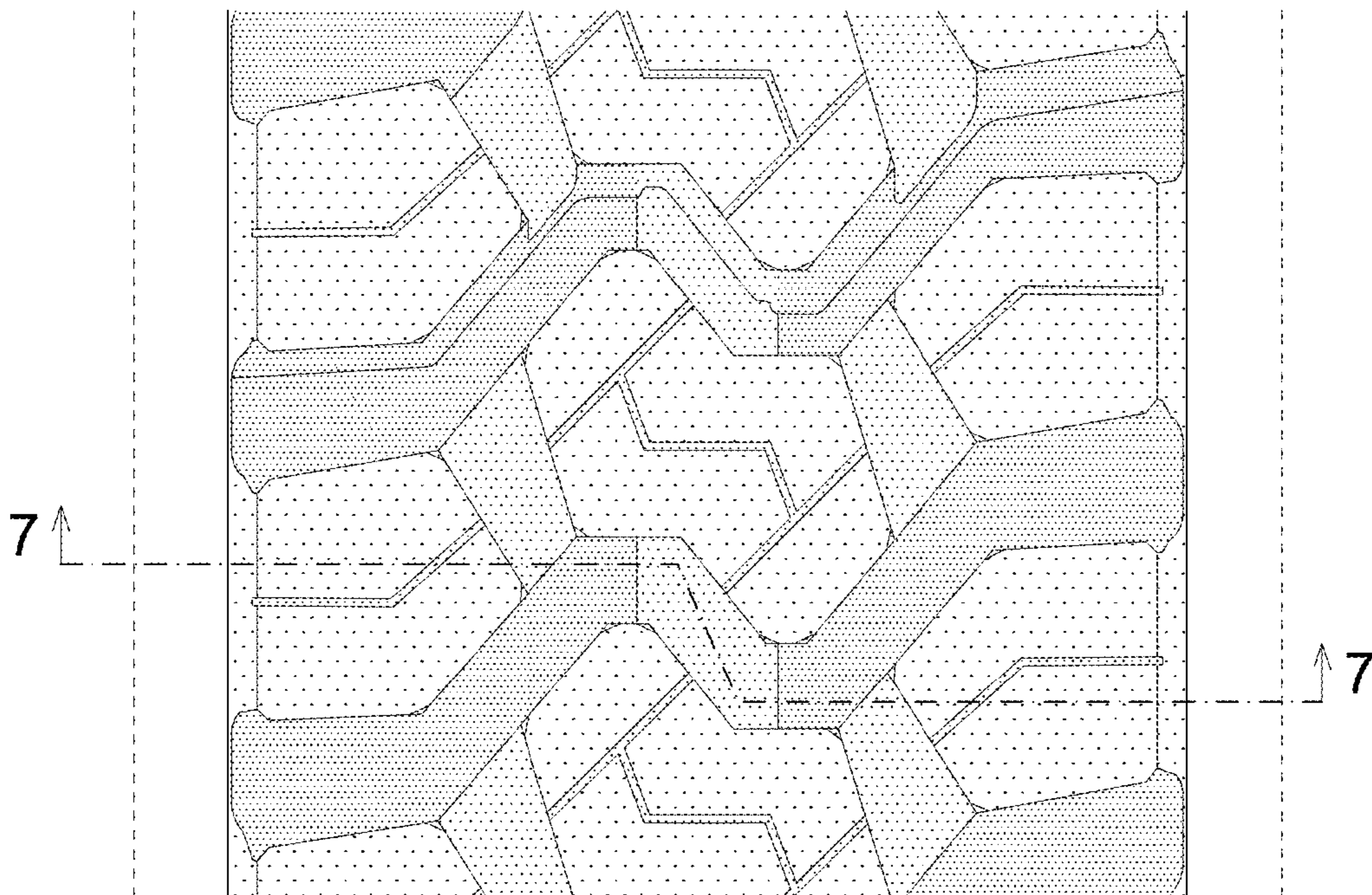
*FIG. 4*



*FIG. 5*



*FIG. 6*



*FIG. 7*

