



US00D770359S

(12) **United States Design Patent** (10) **Patent No.:** **US D770,359 S**  
**Winn** (45) **Date of Patent:** **\*\* Nov. 1, 2016**

(54) **CARGO SLIDE**  
(71) Applicant: **Linda K. Winn**, Cadiz, KY (US)  
(72) Inventor: **Linda K. Winn**, Cadiz, KY (US)  
(\*\*) Term: **15 Years**

D717,721 S \* 11/2014 Guaresimo ..... D12/414  
D720,680 S \* 1/2015 Vitoorapakorn ..... D12/414.1  
9,156,412 B1 \* 10/2015 Calvert ..... B60P 7/08  
D755,707 S \* 5/2016 Roach ..... D12/414.1  
2004/0080248 A1 \* 4/2004 Klusmeier ..... B60R 9/00  
312/348.3  
2006/0091689 A1 \* 5/2006 Wilding ..... B60R 9/00  
296/37.6

(21) Appl. No.: **29/505,147**  
(22) Filed: **Jun. 18, 2015**  
(51) **LOC (10) Cl.** ..... **12-99**  
(52) **U.S. Cl.**  
USPC ..... **D12/414.1**  
(58) **Field of Classification Search**  
USPC ..... D12/414.1, 414-412, 221, 406, 157,  
D12/423; D6/552, 317-319, 513-514;  
D3/304-306; D32/35, 58  
CPC ..... B60R 7/02; B60R 9/065; Y10S 224/925  
See application file for complete search history.

\* cited by examiner

*Primary Examiner* — Katrina A Betton  
(74) *Attorney, Agent, or Firm* — Paul R Martin

(56) **References Cited**  
U.S. PATENT DOCUMENTS

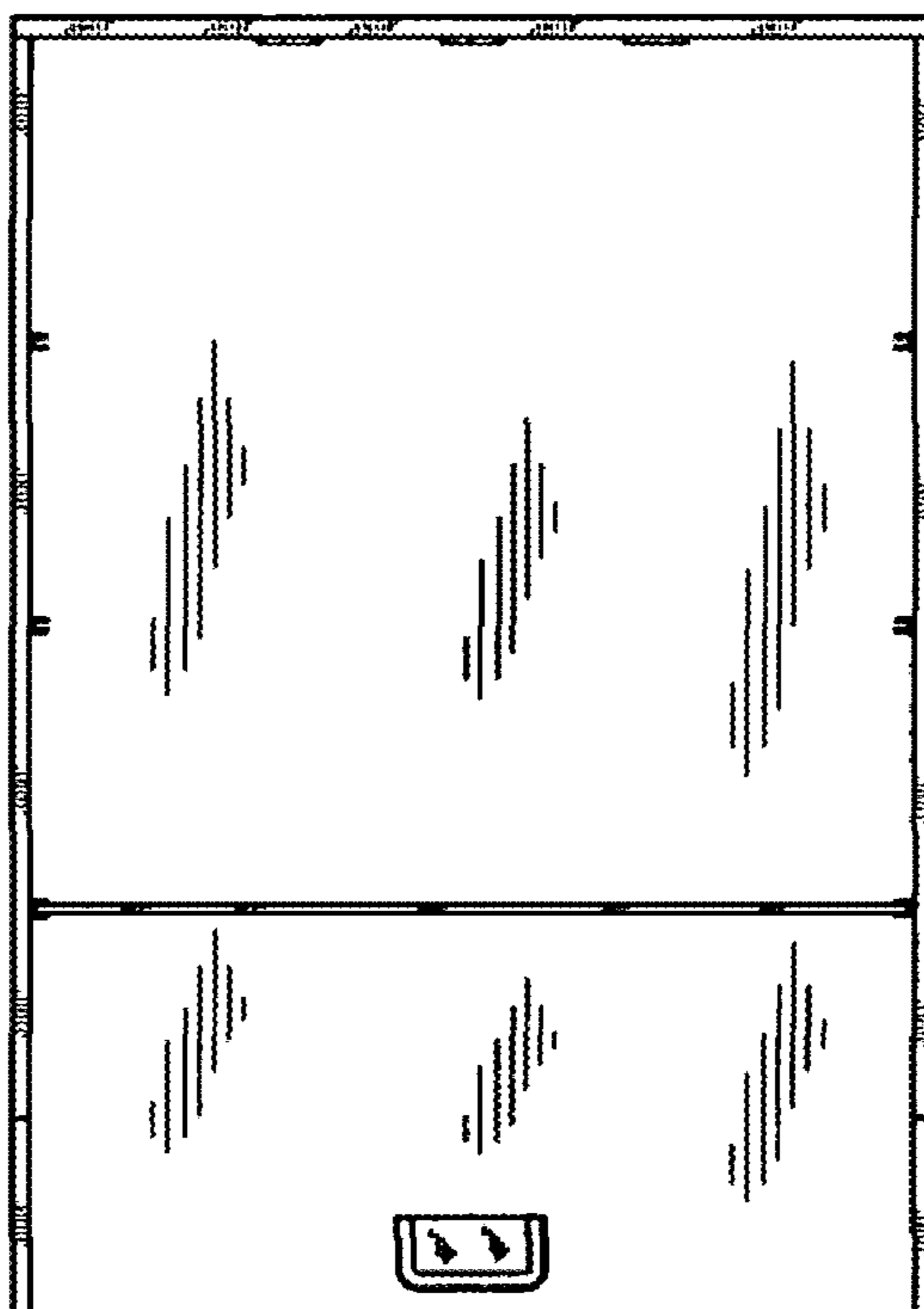
4,318,656 A 3/1982 Ezell  
5,098,146 A 3/1992 Albrecht et al.  
5,934,725 A 8/1999 Bowers  
7,464,978 B1 \* 12/2008 Meeks ..... B25H 1/00  
108/44  
D626,062 S \* 10/2010 Giddens ..... D12/414.1  
8,033,776 B2 10/2011 Calhoun  
D659,074 S \* 5/2012 Read ..... D12/414  
D679,906 S \* 4/2013 Gros ..... D12/414.1

(57) **CLAIM**  
The ornamental design for a cargo slide, as shown and described.

**DESCRIPTION**

FIG. 1 is a perspective view of the cargo slide of my new design.  
FIG. 2 is a top plan view thereof.  
FIG. 3 is a bottom plan view thereof.  
FIG. 4 is a front elevational view thereof.  
FIG. 5 is a rear elevational view thereof.  
FIG. 6 is a left side elevational view thereof; and,  
FIG. 7 is a right side elevational view thereof.  
The broken line elements in FIG. 1, depicting an open bed pickup truck, are environmental elements, and form no part of my new design.

**1 Claim, 4 Drawing Sheets**



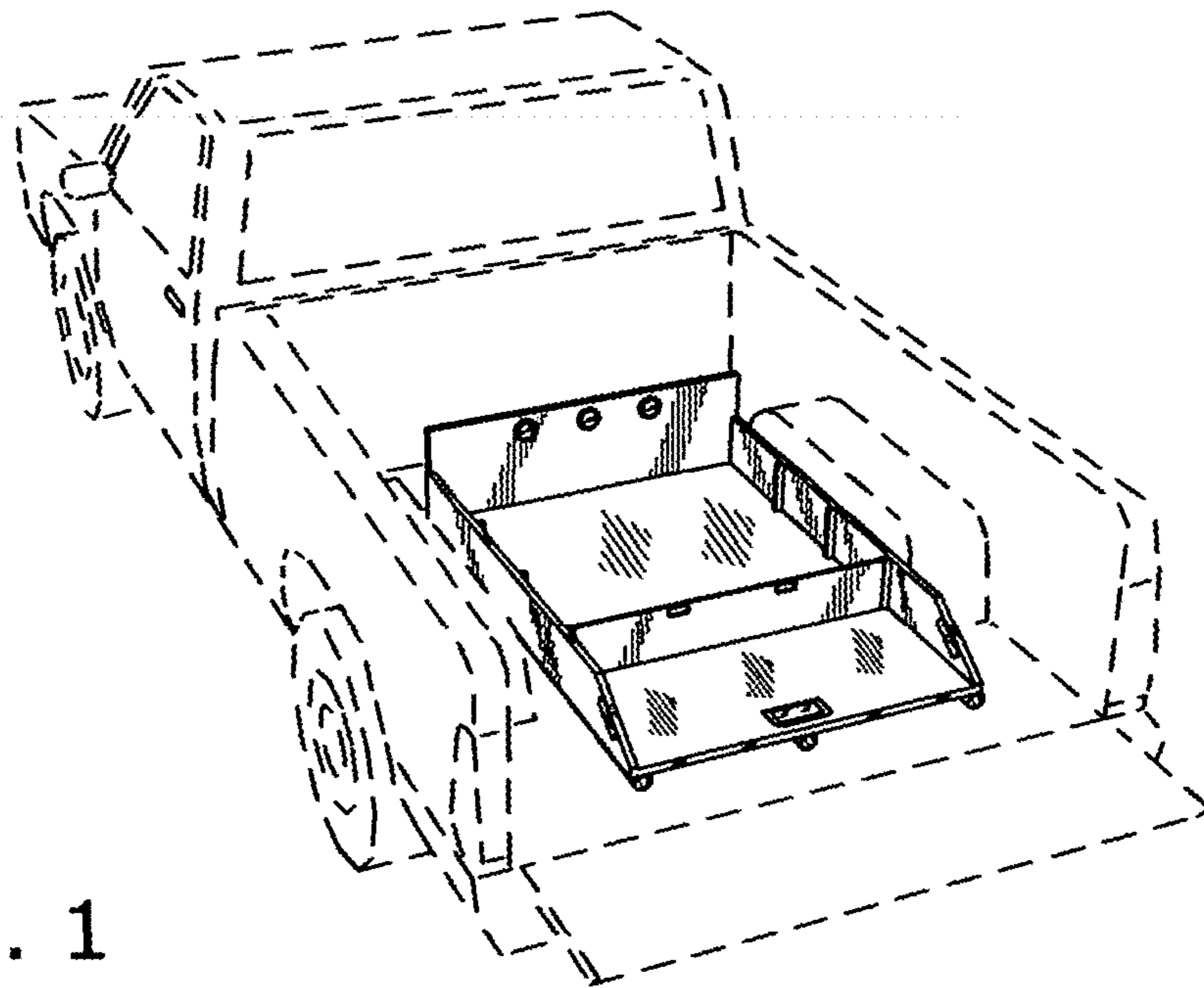


FIG. 1

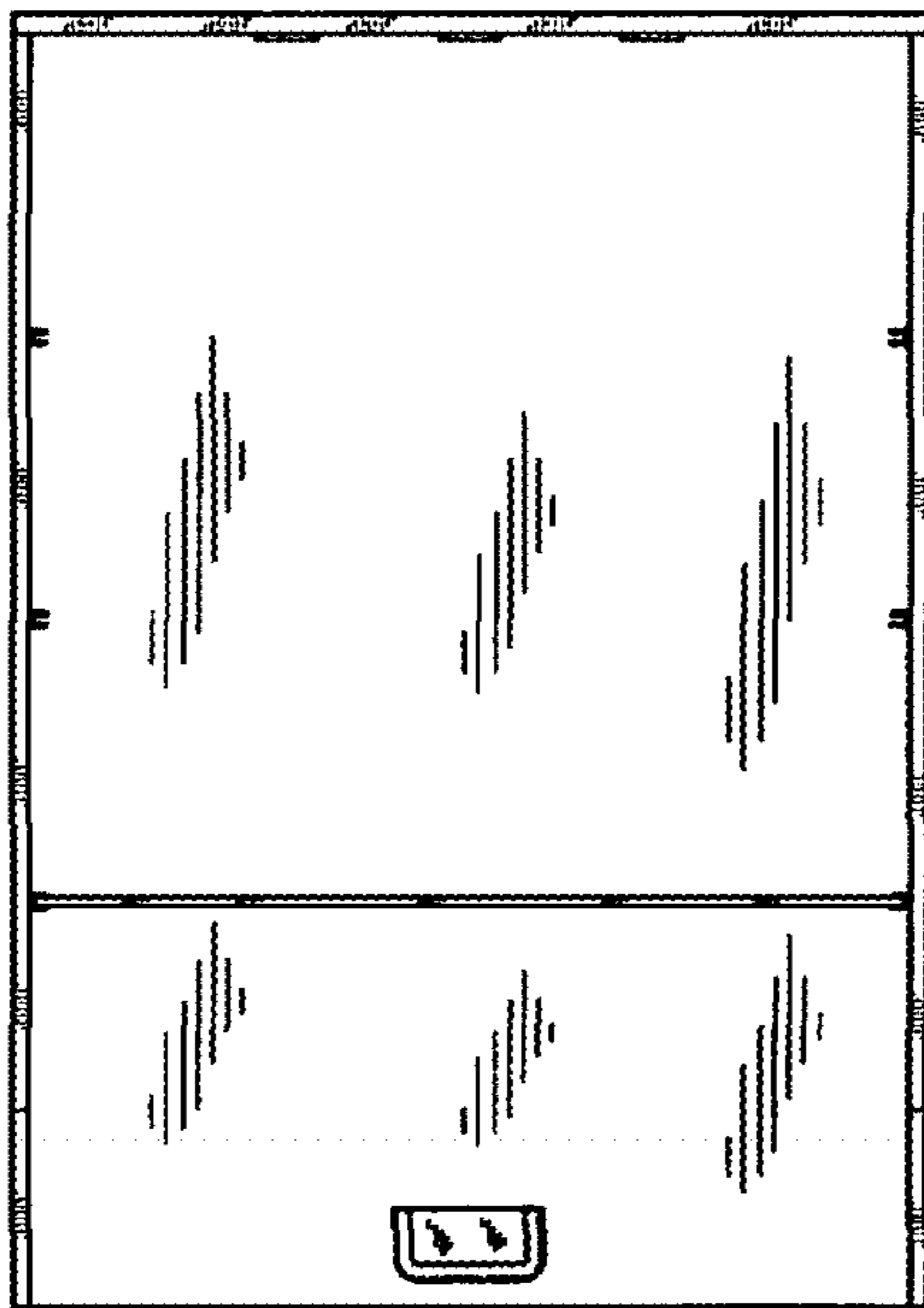


FIG. 2




FIG. 3

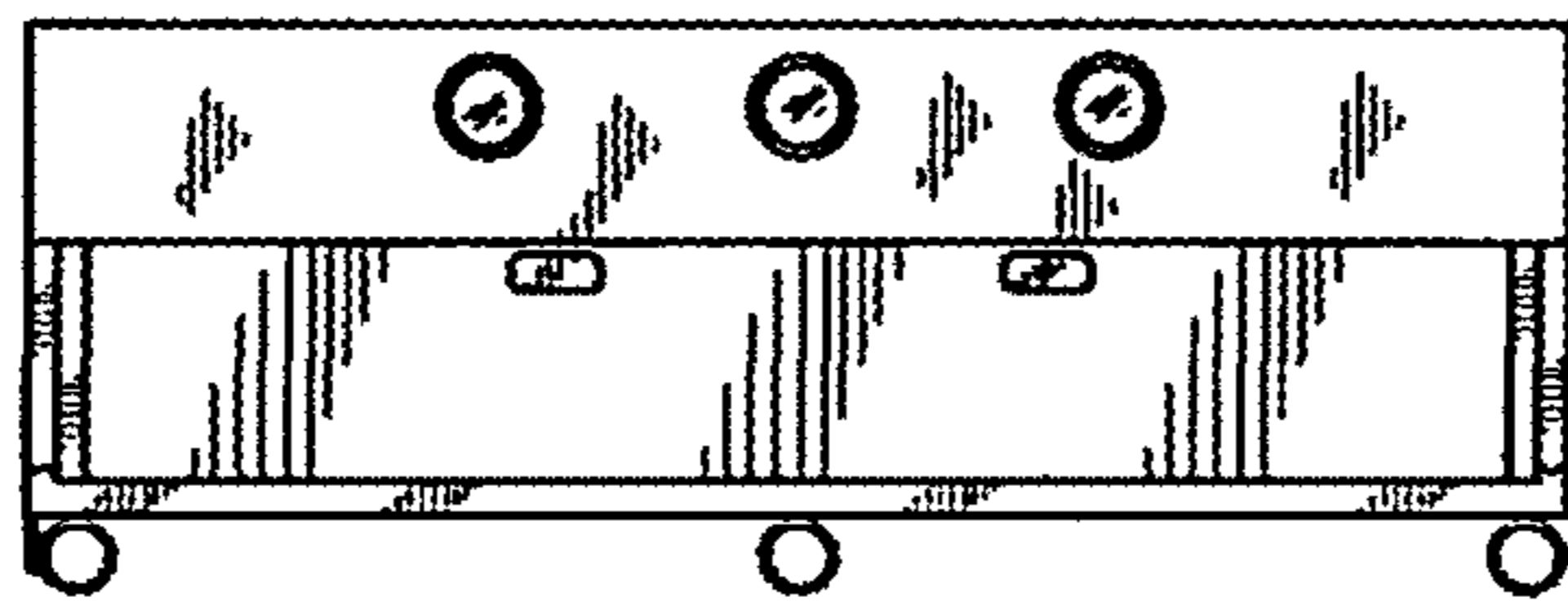


FIG. 4

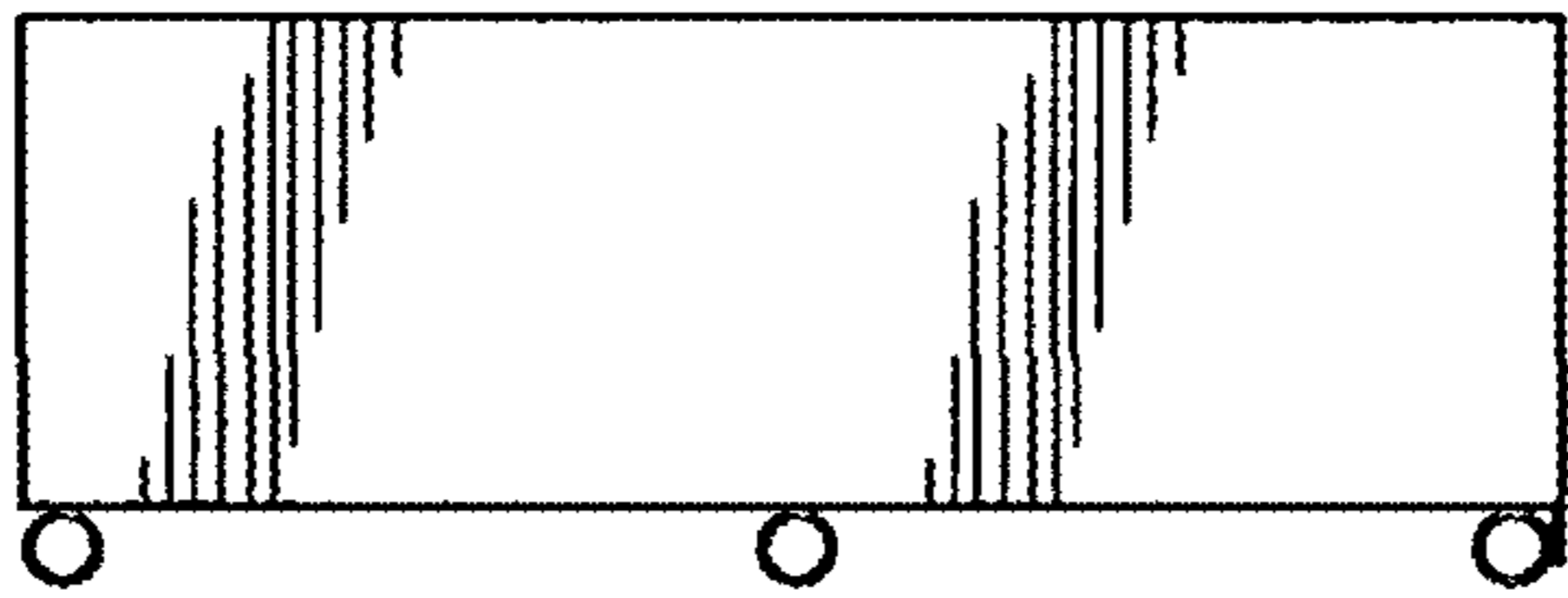


FIG. 5



FIG. 6

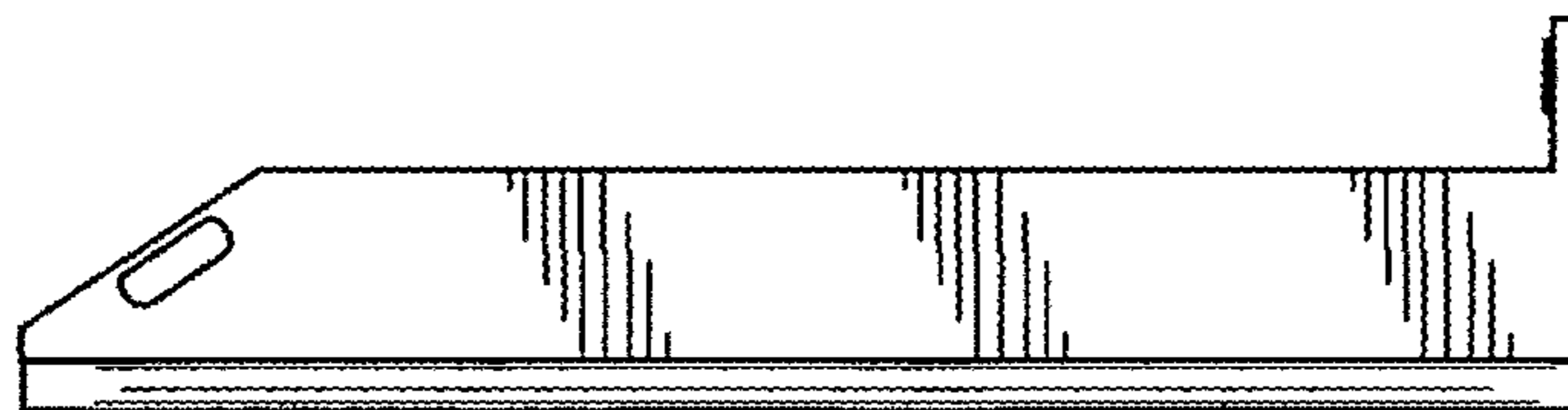


FIG. 7