



US00D770319S

(12) **United States Design Patent**
Gueit

(10) **Patent No.:** **US D770,319 S**

(45) **Date of Patent:** **** Nov. 1, 2016**

(54) **WATCH DIAL**

(71) Applicant: **ROLEX WATCH U.S.A., Inc.**, New York, NY (US)

(72) Inventor: **Emmanuel Gueit**, Geneva (CH)

(73) Assignee: **ROLEX WATCH U.S.A., INC.**, New York, NY (US)

(**) Term: **15 Years**

(21) Appl. No.: **29/537,434**

(22) Filed: **Aug. 26, 2015**

(30) **Foreign Application Priority Data**

Feb. 26, 2015 (CH) 141312

(51) **LOC (10) Cl.** **10-07**

(52) **U.S. Cl.**
USPC **D10/126**

(58) **Field of Classification Search**
USPC D10/1-39, 122-130, 45; D11/44;
368/20-21, 28, 223
CPC G04B 19/06; G04B 19/10; G04B 19/12;
G04B 19/08; G04B 19/103; G04B 19/106;
G04B 47/042; G04G 9/087
See application file for complete search history.

(56) **References Cited**

U.S. PATENT DOCUMENTS

D367,240 S * 2/1996 Svast D10/126
D378,201 S * 2/1997 Svast D10/126
D514,974 S * 2/2006 Andreatta D10/126
D531,536 S * 11/2006 Lovegrove D10/126
D569,276 S * 5/2008 Scheufele D10/39
D599,219 S * 9/2009 Fontana D10/39

D628,911 S * 12/2010 Giannini D10/32
D644,943 S * 9/2011 Crocco D10/39
D701,134 S * 3/2014 Cerrato D10/126
D716,670 S * 11/2014 Ghielmini D10/32
D722,901 S * 2/2015 Cerrato D10/126
D723,963 S * 3/2015 Gueit D10/126
D724,465 S * 3/2015 Gueit D10/126
D732,985 S * 6/2015 Cerrato D10/39
D743,827 S * 11/2015 Prince D10/122
D746,713 S * 1/2016 Cerrato D10/126
D748,501 S * 2/2016 Cerrato D10/30
D750,505 S * 3/2016 Cerrato D10/30
2011/0063953 A1* 3/2011 Hasegawa G04C 3/143
368/80
2013/0070573 A1* 3/2013 Oshio G04B 47/042
368/235

* cited by examiner

Primary Examiner — Rosemary K Tarcza

Assistant Examiner — James Thorn, Sr.

(74) *Attorney, Agent, or Firm* — Sughrue Mion, PLLC

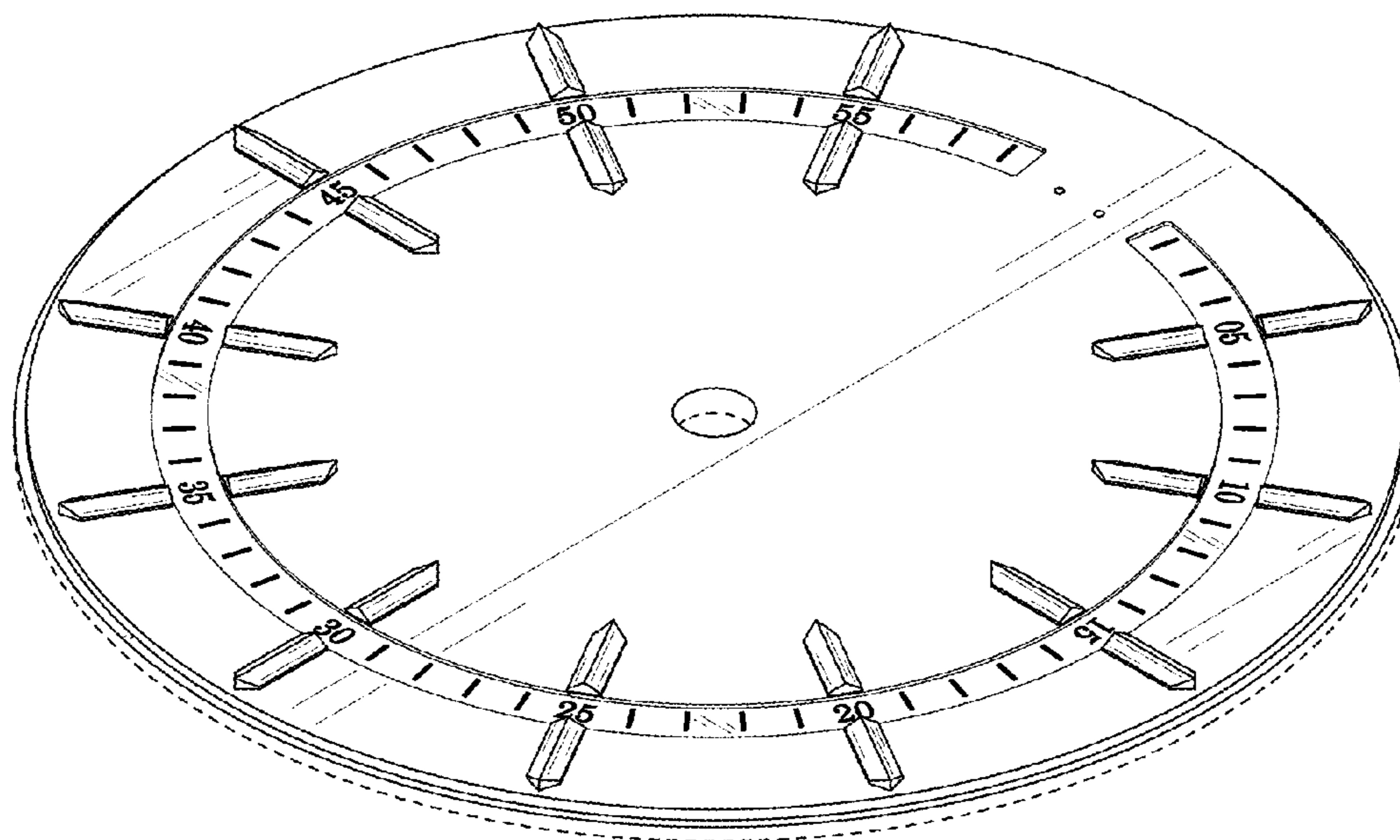
(57) **CLAIM**

The ornamental design for a watch dial, as shown and described.

DESCRIPTION

FIG. 1 is a perspective view of the watch dial according to my new design;
FIG. 2 is a front view thereof;
FIG. 3 is a right side view thereof;
FIG. 4 is a left side view thereof;
FIG. 5 is a rear view thereof;
FIG. 6 is a top view thereof; and,
FIG. 7 is a bottom view thereof.
The features shown in dash-dash broken lines form no part of the claimed design.

1 Claim, 7 Drawing Sheets



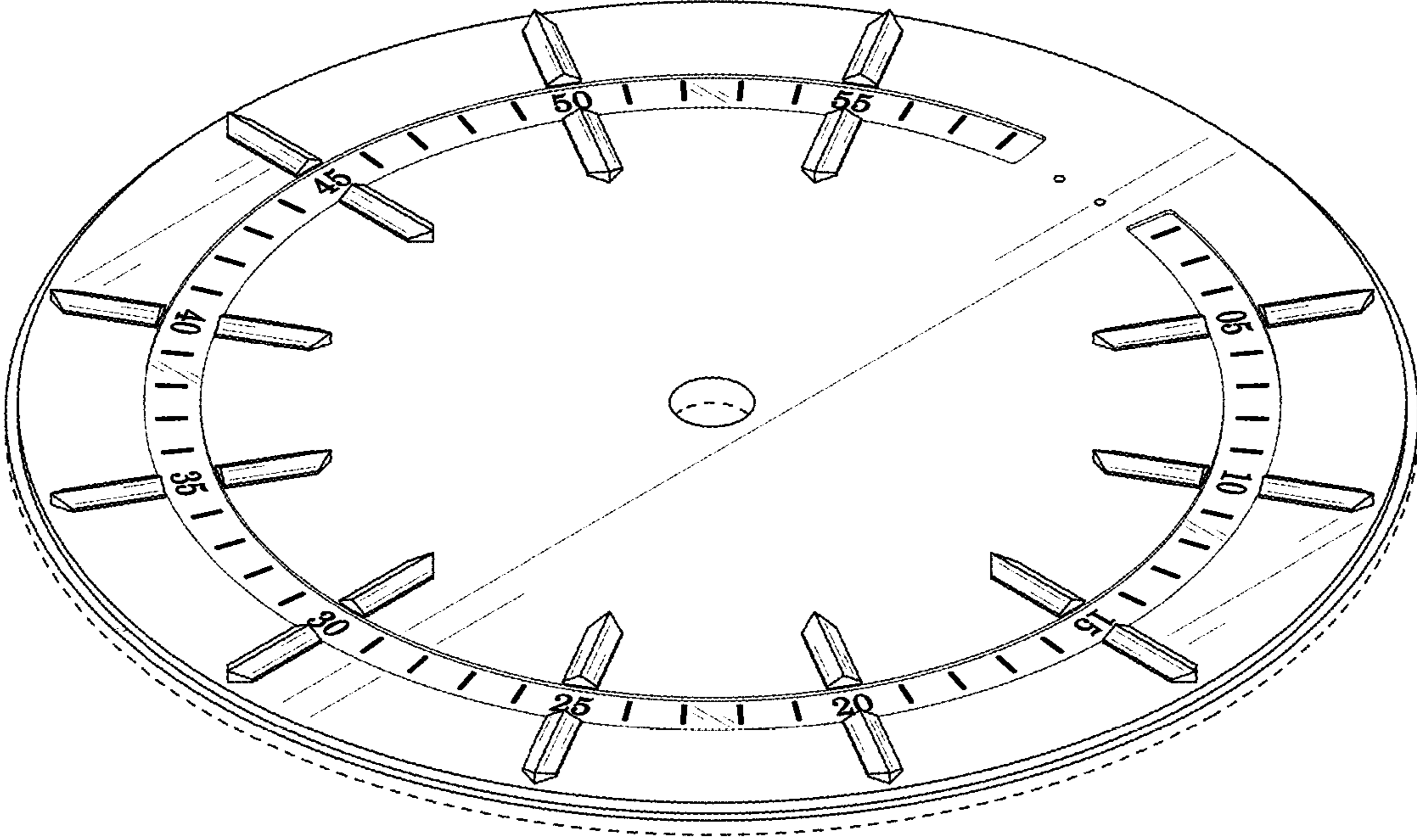


FIG. 1

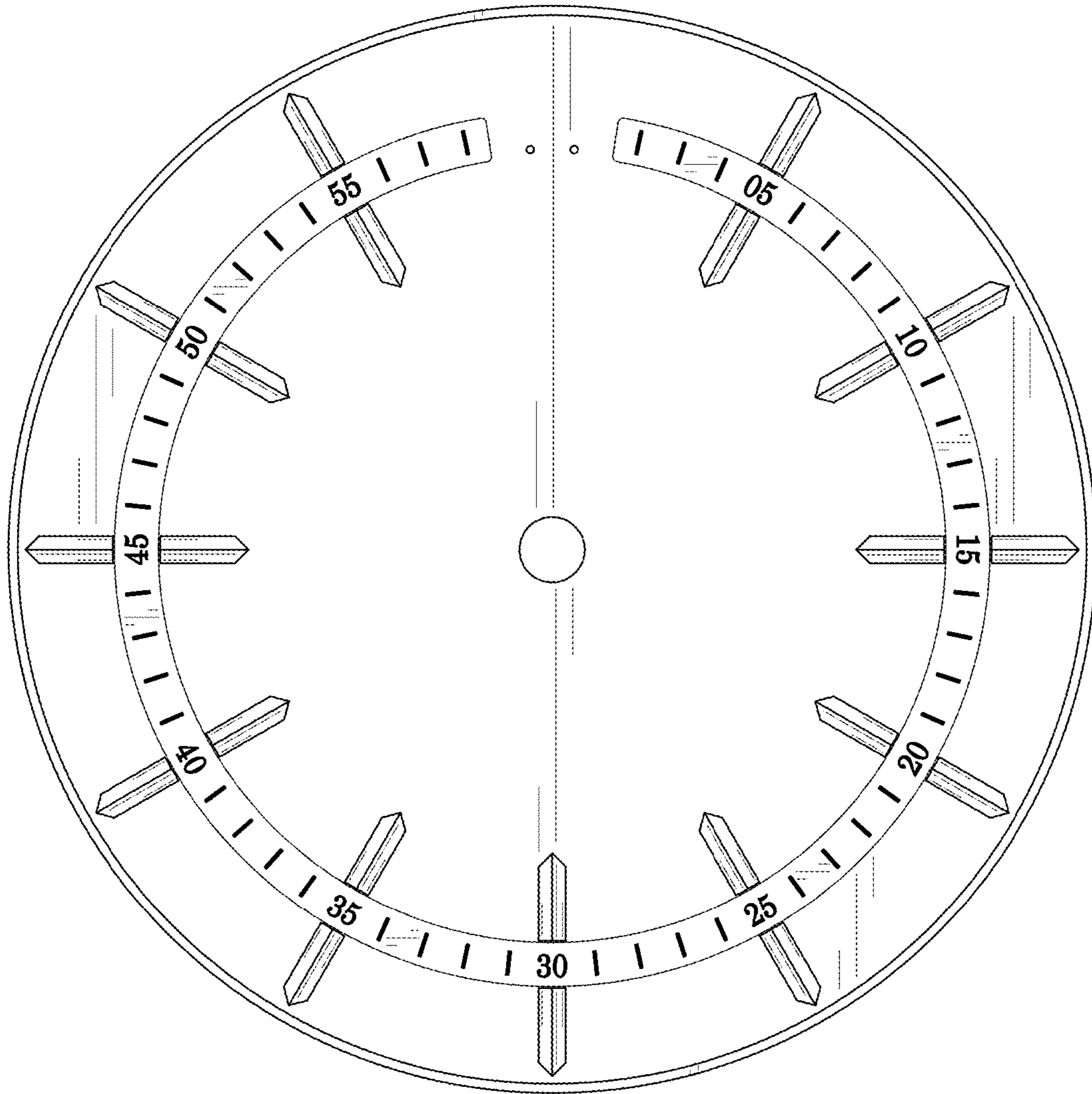


FIG. 2

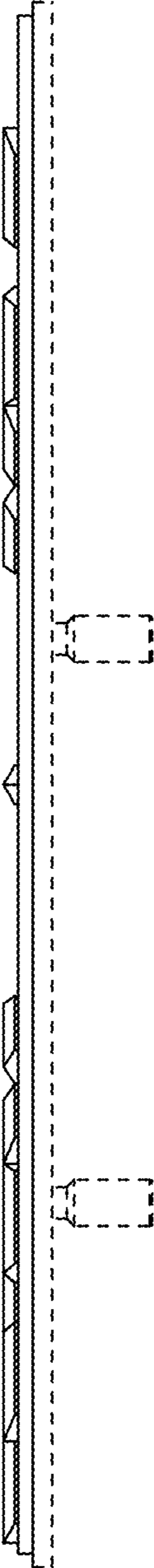


FIG. 3

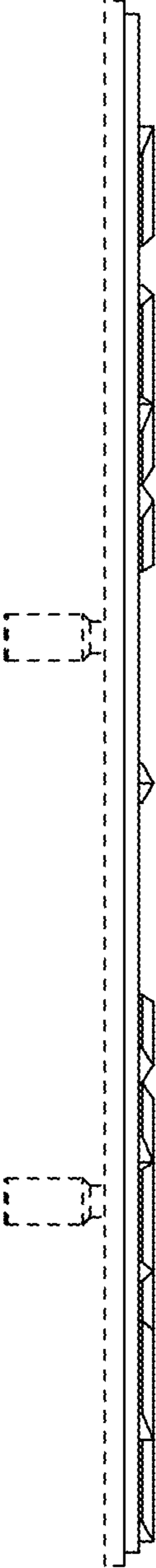


FIG. 4

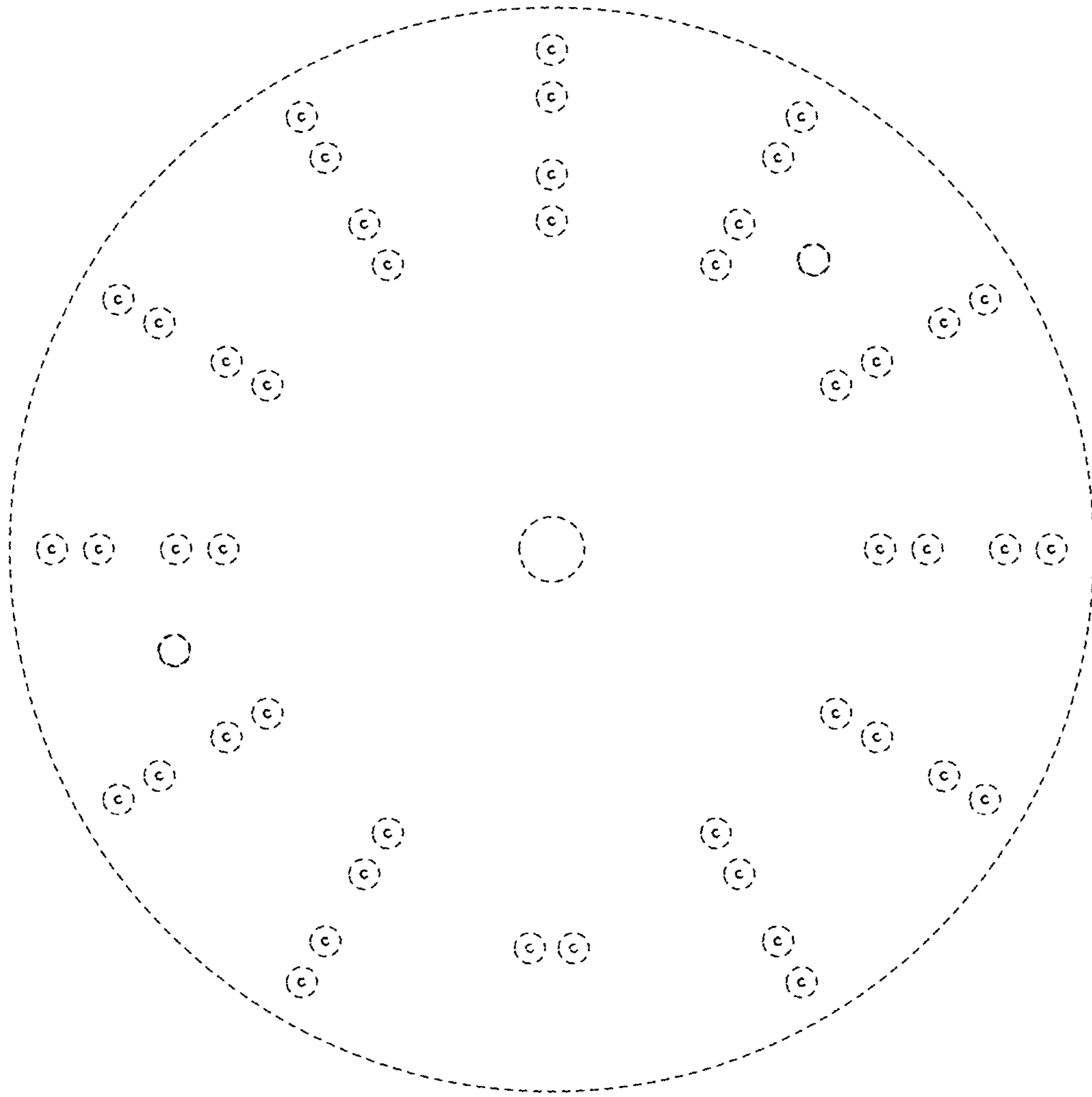


FIG. 5

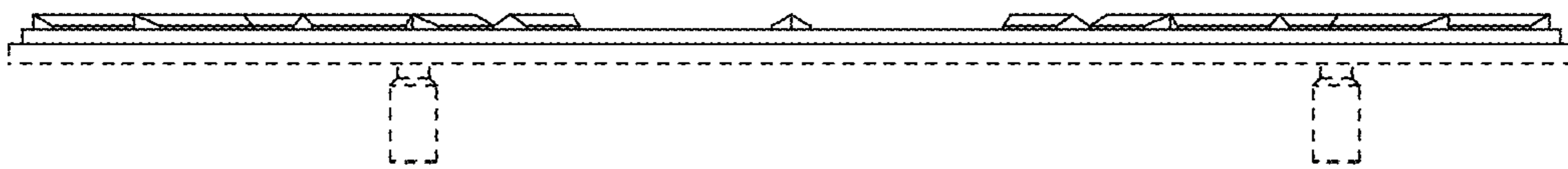


FIG. 6

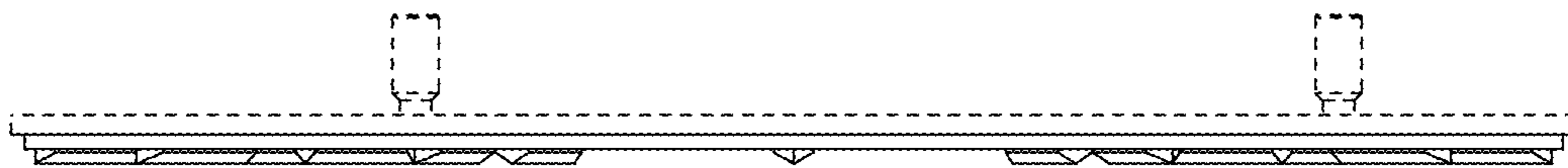


FIG. 7