



US00D770308S

(12) **United States Design Patent**  
**Candamil**

(10) **Patent No.:** **US D770,308 S**

(45) **Date of Patent:** **\*\* Nov. 1, 2016**

(54) **WATCH**

(71) Applicant: **Richemont International SA,**  
Villars-sur-Glâne (CH)

(72) Inventor: **Constanza Candamil,** Geneva (CH)

(73) Assignee: **Richemont International SA,**  
Villars-sur-Glâne (CH)

(\*\*) Term: **14 Years**

(21) Appl. No.: **29/514,118**

(22) Filed: **Jan. 8, 2015**

(30) **Foreign Application Priority Data**

Jul. 8, 2014 (WO) ..... DM084082

(51) **LOC (10) Cl.** ..... **10-02**

(52) **U.S. Cl.**  
USPC ..... **D10/39**

(58) **Field of Classification Search**  
USPC ..... D10/30-39, 1-29, 122-132; D11/1, 2,  
D11/3, 4, 5  
CPC ..... G04B 19/00; G04B 19/04; G04B 19/12;  
G04B 37/00; G04B 37/0008; G04B 37/0058;  
G04B 37/12; G04B 37/14; G04B 37/1486;  
G04B 45/00; G04B 45/0069; G04B 45/0076;  
A44C 5/00; A44C 5/0092; A44C 17/00;  
A44C 17/02

See application file for complete search history.

(56) **References Cited**

**U.S. PATENT DOCUMENTS**

D133,186 S \* 7/1942 Ornstein ..... D10/36  
D145,614 S \* 9/1946 Deutsch ..... D10/36  
2,511,333 A \* 6/1950 Flatau ..... A44C 5/14  
224/168

D162,748 S \* 4/1951 Philippe ..... D11/4  
2,743,857 A \* 5/1956 Gold et al. .... A44C 5/0092  
224/179  
D185,969 S \* 8/1959 Katz ..... 40/538  
3,365,877 A \* 1/1968 Altman ..... A44C 17/02  
224/170  
D212,339 S \* 10/1968 Macowski, Jr. .... D10/21  
D356,972 S \* 4/1995 Thiebaud ..... D11/4  
D411,812 S \* 7/1999 Visser ..... D11/13  
D438,805 S \* 3/2001 Leykekmhakher ..... D10/36  
D630,960 S \* 1/2011 Vogeli ..... D10/128  
D668,574 S \* 10/2012 Hardy ..... D11/27  
D679,611 S \* 4/2013 Chastaingt ..... D10/36  
D682,121 S \* 5/2013 Hegi ..... D10/36  
D708,527 S \* 7/2014 Boffi ..... D10/31  
D709,788 S \* 7/2014 Samanta ..... D11/4  
D718,153 S \* 11/2014 Graff ..... D10/36

\* cited by examiner

*Primary Examiner* — Sandra Snapp

(74) *Attorney, Agent, or Firm* — Taft Stettinius &  
Hollister LLP

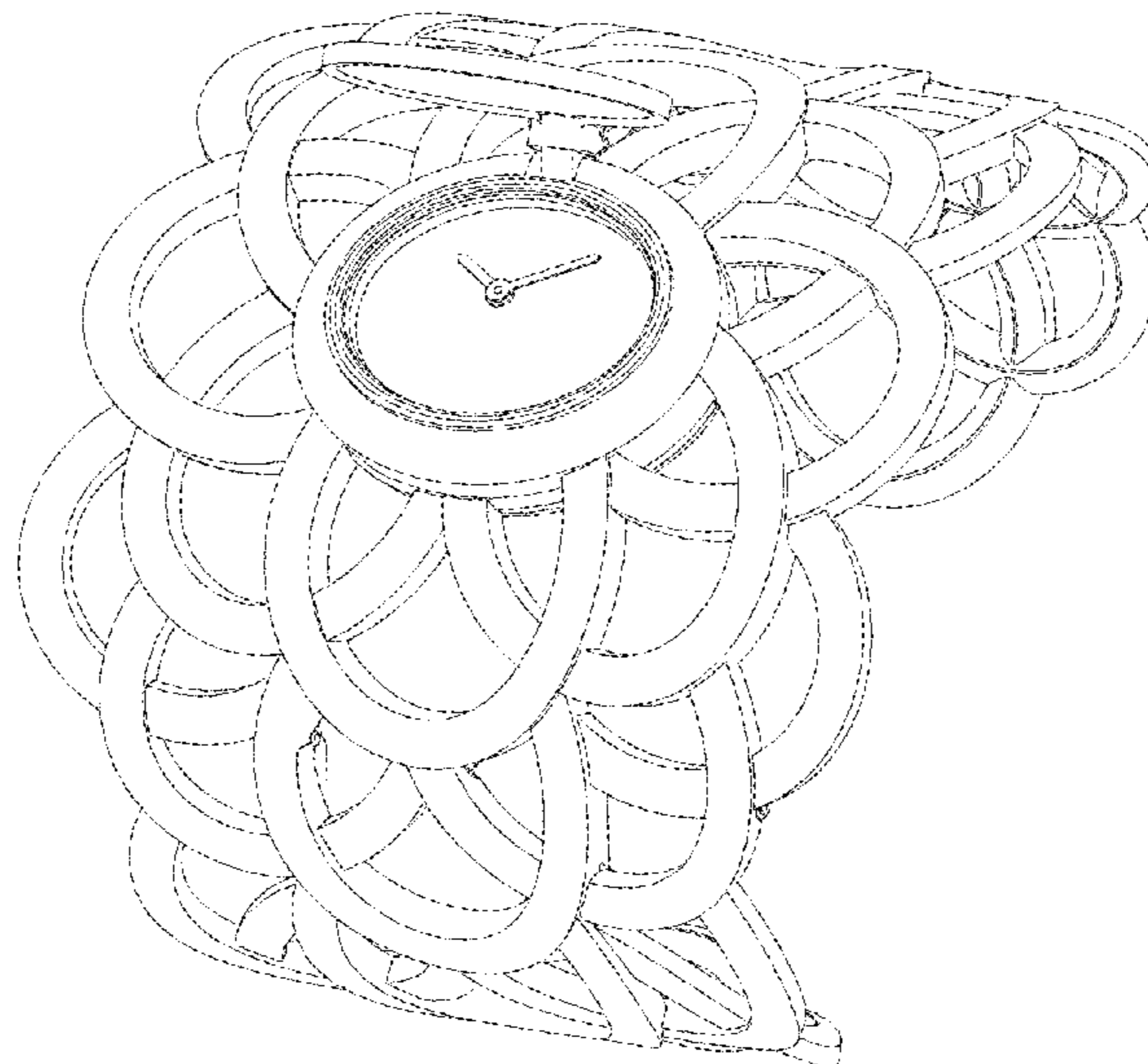
(57) **CLAIM**

The ornamental design for a watch, shown and described.

**DESCRIPTION**

FIG. 1 is a front elevational view of a watch showing my new design;  
FIG. 2 is a rear elevational view thereof;  
FIG. 3 is a top plan view thereof;  
FIG. 4 is a bottom plan view thereof;  
FIG. 5 is a left side elevational view thereof;  
FIG. 6 is a right side elevational view thereof;  
FIG. 7 is a right front perspective view thereof; and,  
FIG. 8 is a right front perspective view thereof with the cover in an opened position.

**1 Claim, 4 Drawing Sheets**






Fig. 1




Fig. 2

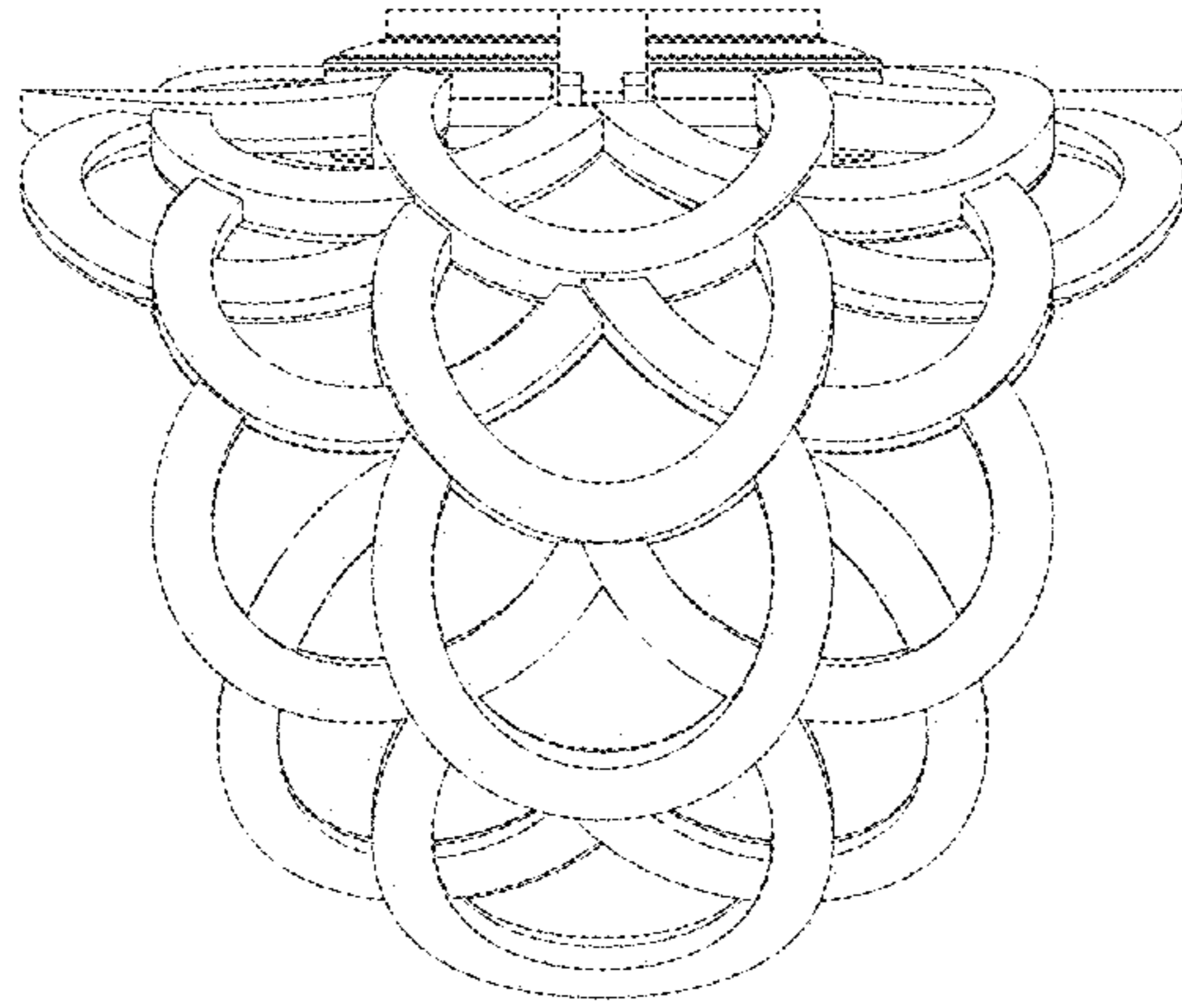


Fig. 3

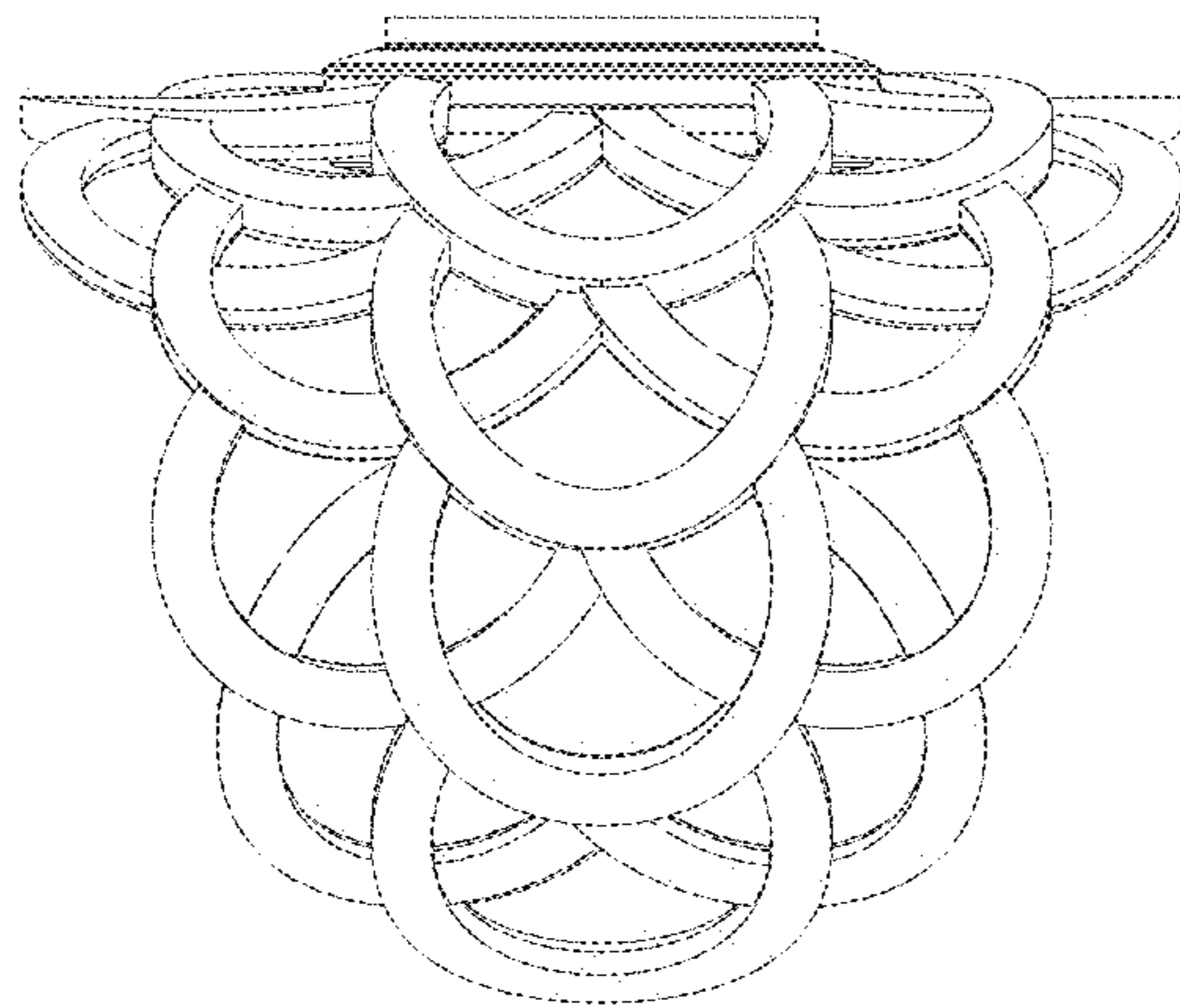


Fig. 4

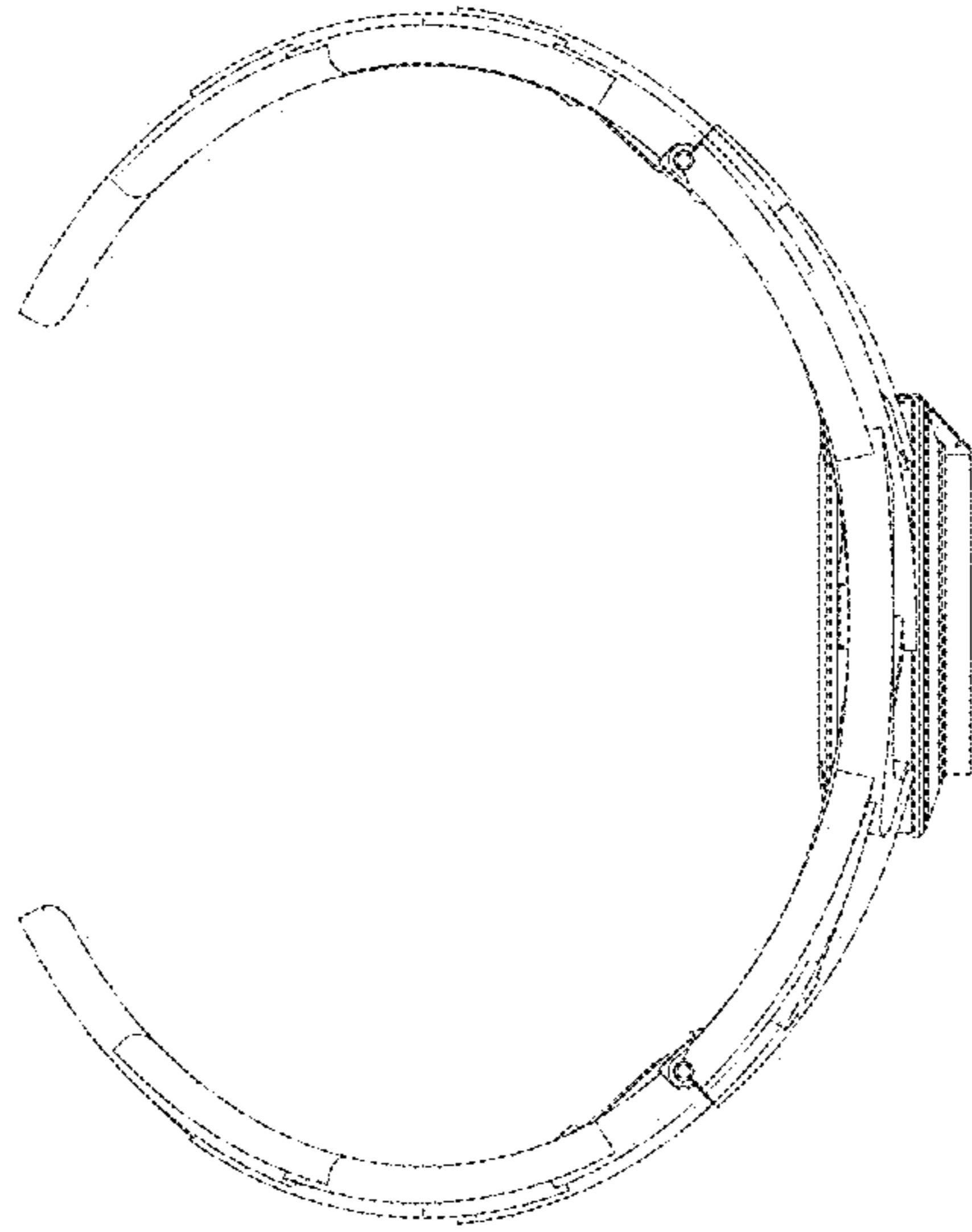


Fig. 5

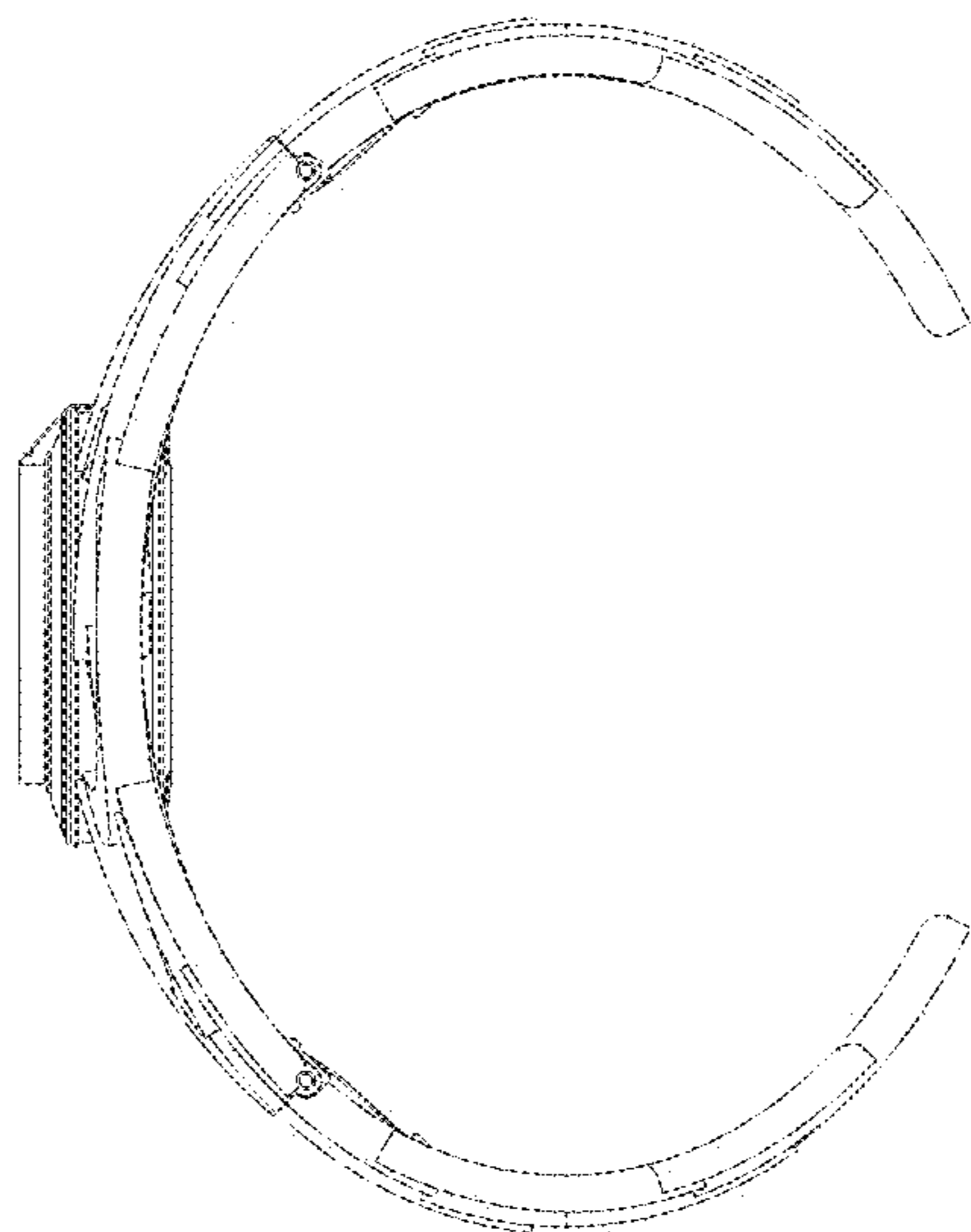


Fig. 6




Fig. 7




Fig. 8