



US00D770291S

(12) **United States Design Patent** (10) **Patent No.:** **US D770,291 S**
Casscles et al. (45) **Date of Patent:** **** Nov. 1, 2016**

(54) **CONTAINER**
(71) Applicant: **COLGATE-PALMOLIVE COMPANY**, New York, NY (US)
(72) Inventors: **Lorraine Casscles**, Beacon, NY (US); **John Lamb**, Wiltshire (GB); **Corinne Elstow**, Wiltshire (GB)
(73) Assignee: **Colgate-Palmolive Company**, New York, NY (US)
(**) Term: **15 Years**

D246,897 S 1/1978 Jones et al.
D252,444 S 7/1979 Torongo, Jr.
D366,620 S 1/1996 Kuzma et al.
D384,892 S 10/1997 Tolentino
D529,392 S 10/2006 Little
D533,072 S 12/2006 Kelly
D666,104 S 8/2012 Cummings et al.
D672,649 S 12/2012 Cummings et al.
D676,754 S 2/2013 Cummings et al.
D687,714 S 8/2013 De Wilde et al.
D690,597 S 10/2013 Cummings et al.
D690,598 S 10/2013 Cummings et al.
D714,650 S 10/2014 Bruscha et al.
D741,715 S * 10/2015 Casscles D9/542

(21) Appl. No.: **29/541,654**
(22) Filed: **Oct. 6, 2015**

Related U.S. Application Data

(62) Division of application No. 29/444,657, filed on Feb. 1, 2013, now Pat. No. Des. 741,715.
(51) **LOC (10) Cl.** **09-01**
(52) **U.S. Cl.**
USPC **D9/542**; D9/529; D9/574
(58) **Field of Classification Search**
USPC D9/434-435, 444-445, 454, 516, D9/529-530, 541-543, 548, 563, 565, 571, D9/574, 682, 685-686, 715, 719
CPC B65D 1/00; B65D 1/02; B65D 1/0223; B65D 23/00; B65D 81/00; B65D 2501/00; B65D 2501/0009; B65D 2501/0081
See application file for complete search history.

(56) **References Cited**

U.S. PATENT DOCUMENTS

D202,219 S 9/1965 Drummond et al.
D232,809 S 9/1974 Pardo
D237,946 S 12/1975 Pardo
D241,318 S 9/1976 Lewman

FOREIGN PATENT DOCUMENTS

AR 46713 9/1984
AR 52056 6/1987
AR 63707 8/1996
AR 69385 7/2001
AR 77967 5/2008

(Continued)

Primary Examiner — Dana L Meyrow

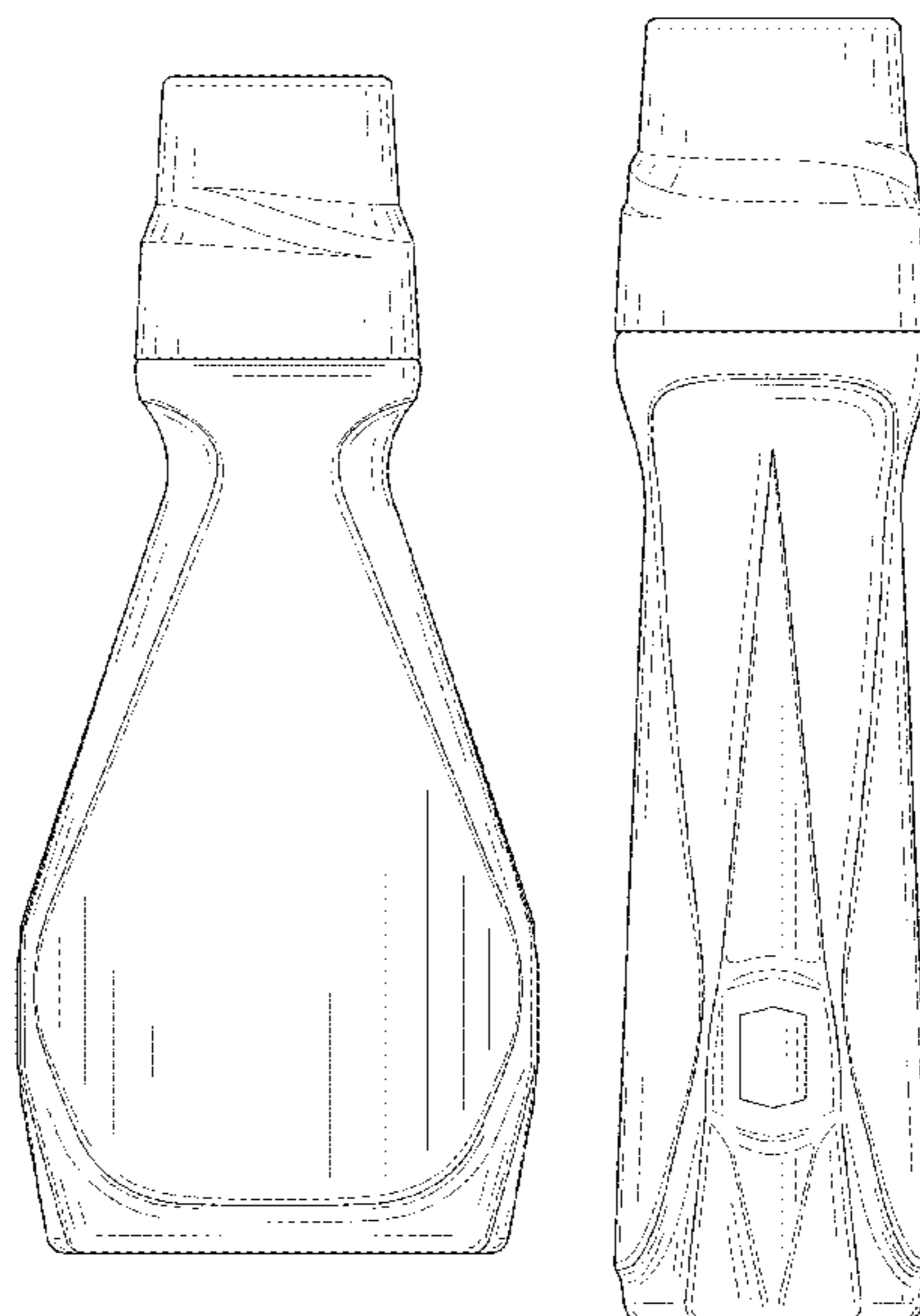
(57) **CLAIM**

The ornamental design for a container, as shown and described.

DESCRIPTION

FIG. 1 is a perspective view of a container according to a first embodiment of the new design;
FIG. 2 is a front view thereof;
FIG. 3 is a rear view thereof;
FIG. 4 is a left side view thereof;
FIG. 5 is a right side view thereof;
FIG. 6 is a top view thereof; and,
FIG. 7 is a bottom view thereof.
The broken lines in the drawings illustrate the portions of the container that form no part of the claim.

1 Claim, 4 Drawing Sheets



(56)

References Cited

FOREIGN PATENT DOCUMENTS					
AR	77968	5/2008	AR	83037	10/2011
AR	78217	7/2008	AR	83038	10/2011
AR	78218	7/2008	MX	12150	1/2001
AR	78219	7/2008	MX	19468	10/2005
AR	78222	7/2008	MX	21740	10/2006
AR	79139	4/2009	MX	23081	7/2007
AR	81188	8/2010	MX	25145	11/2007
AR	81719	11/2010	MX	24703	12/2007
			MX	24705	12/2007
			MX	24706	12/2007
			MX	33655	6/2011

* cited by examiner

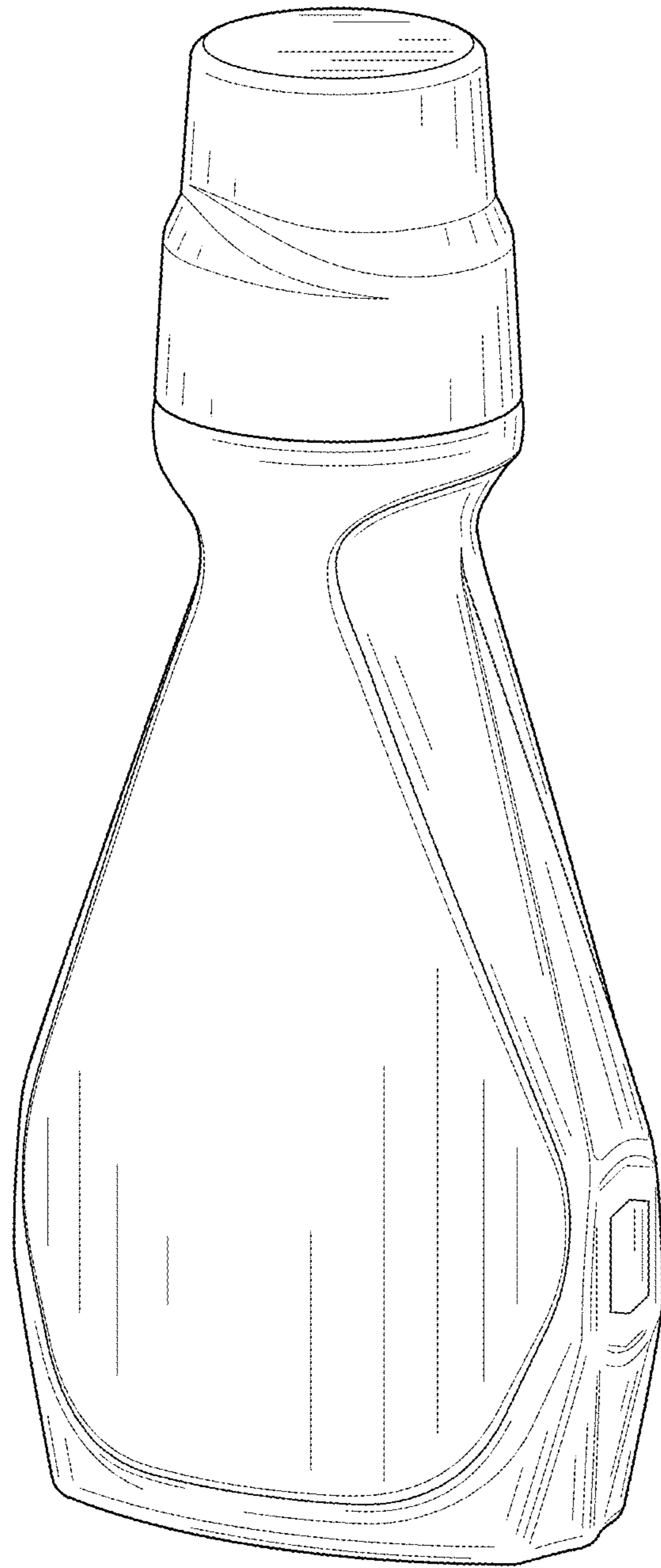


FIG. 1

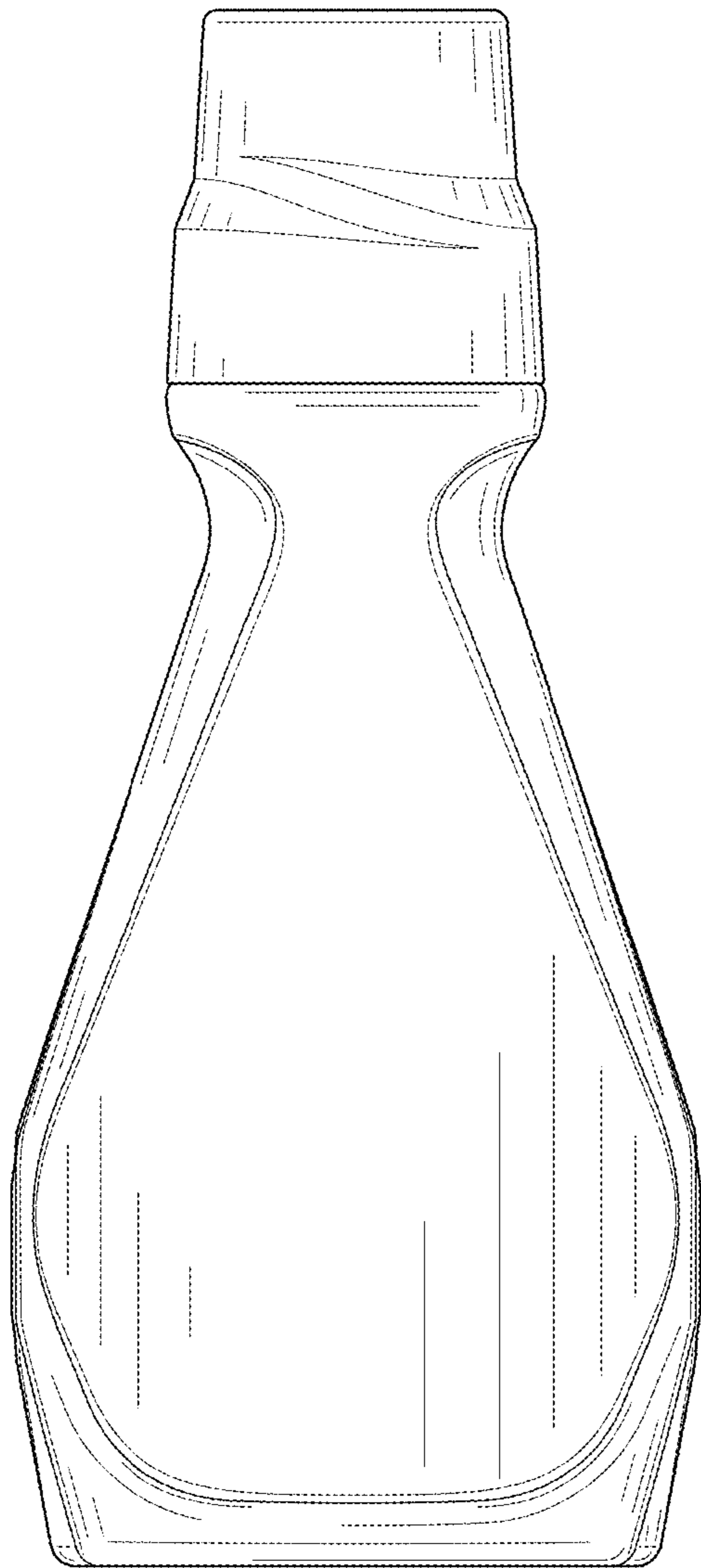


FIG. 2

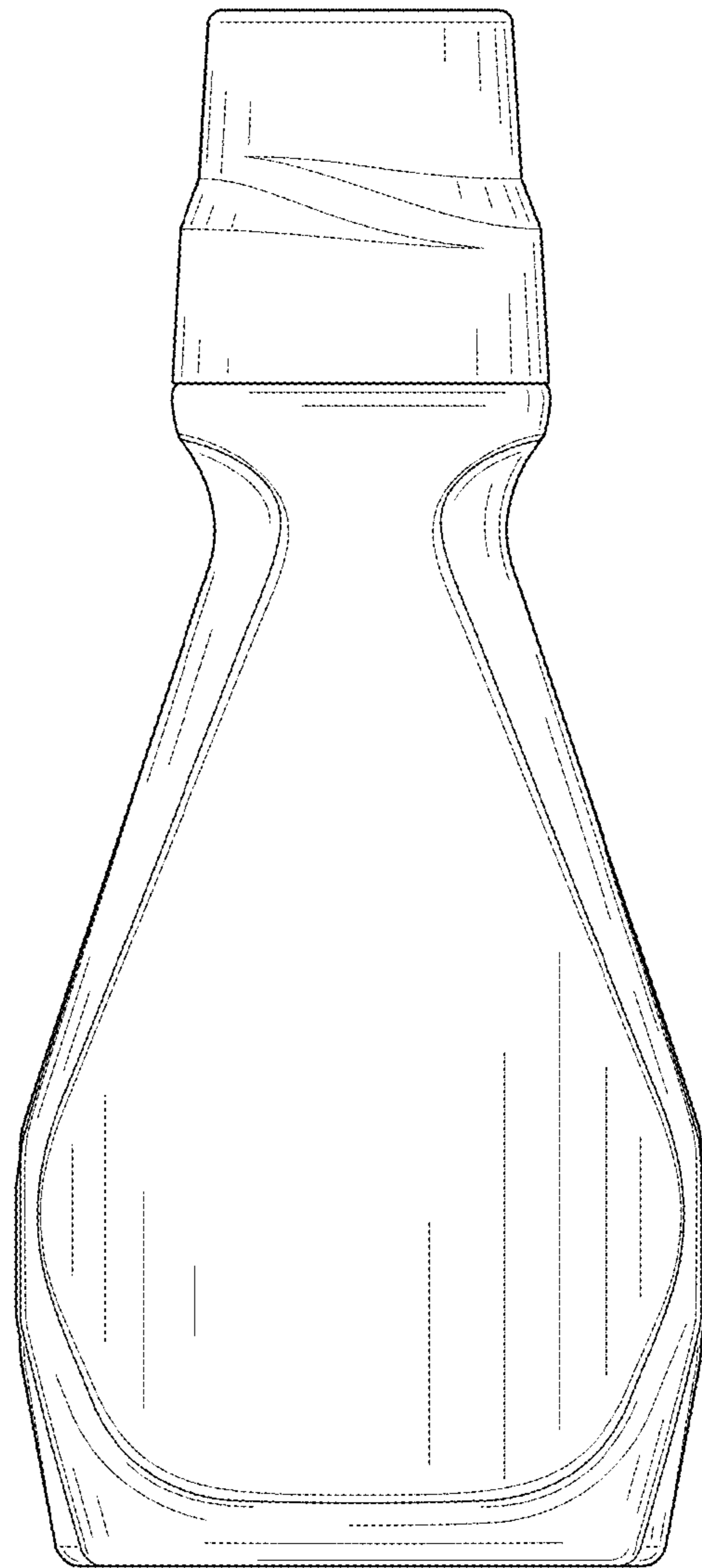


FIG. 3

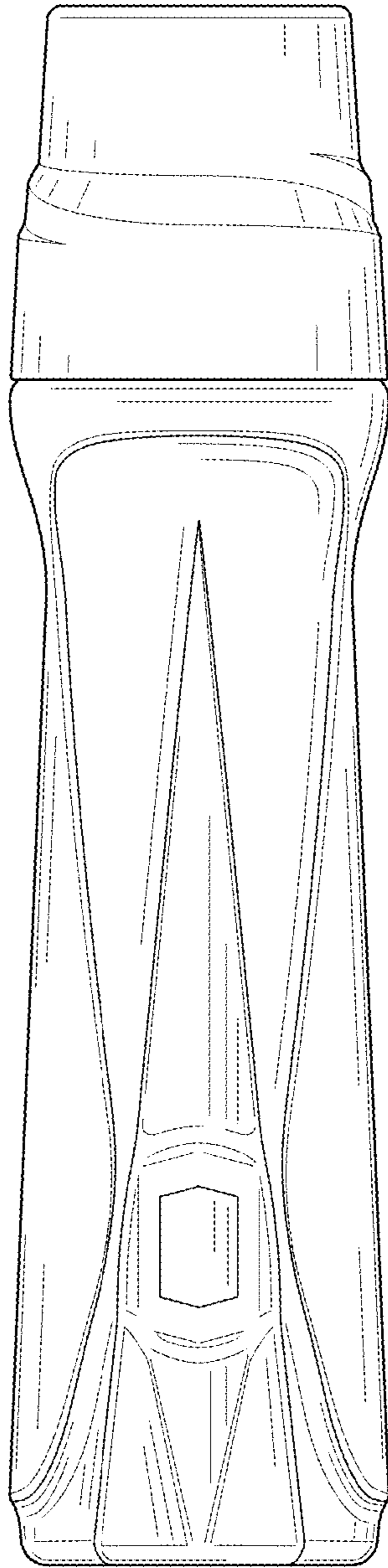


FIG. 4

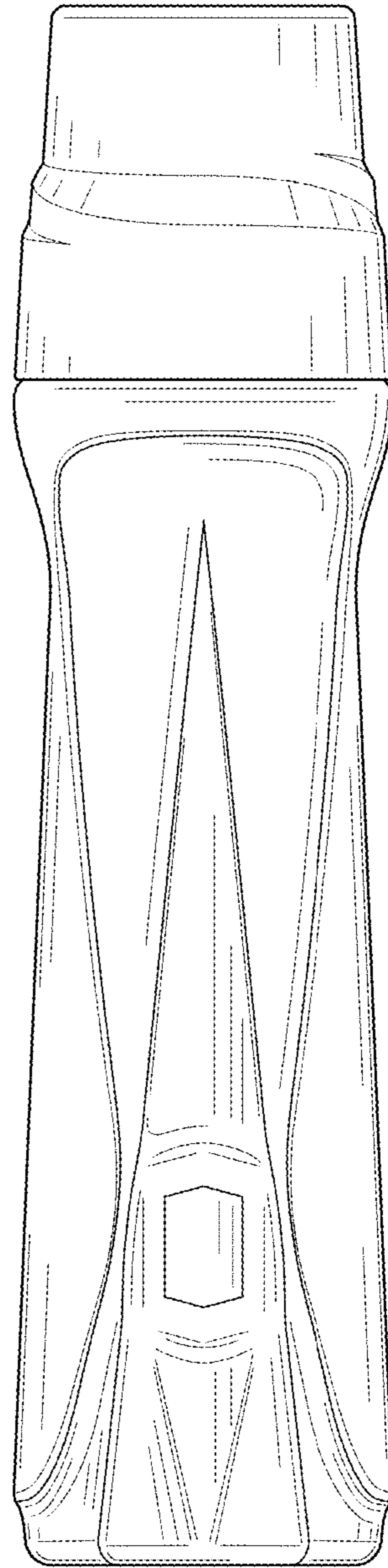


FIG. 5

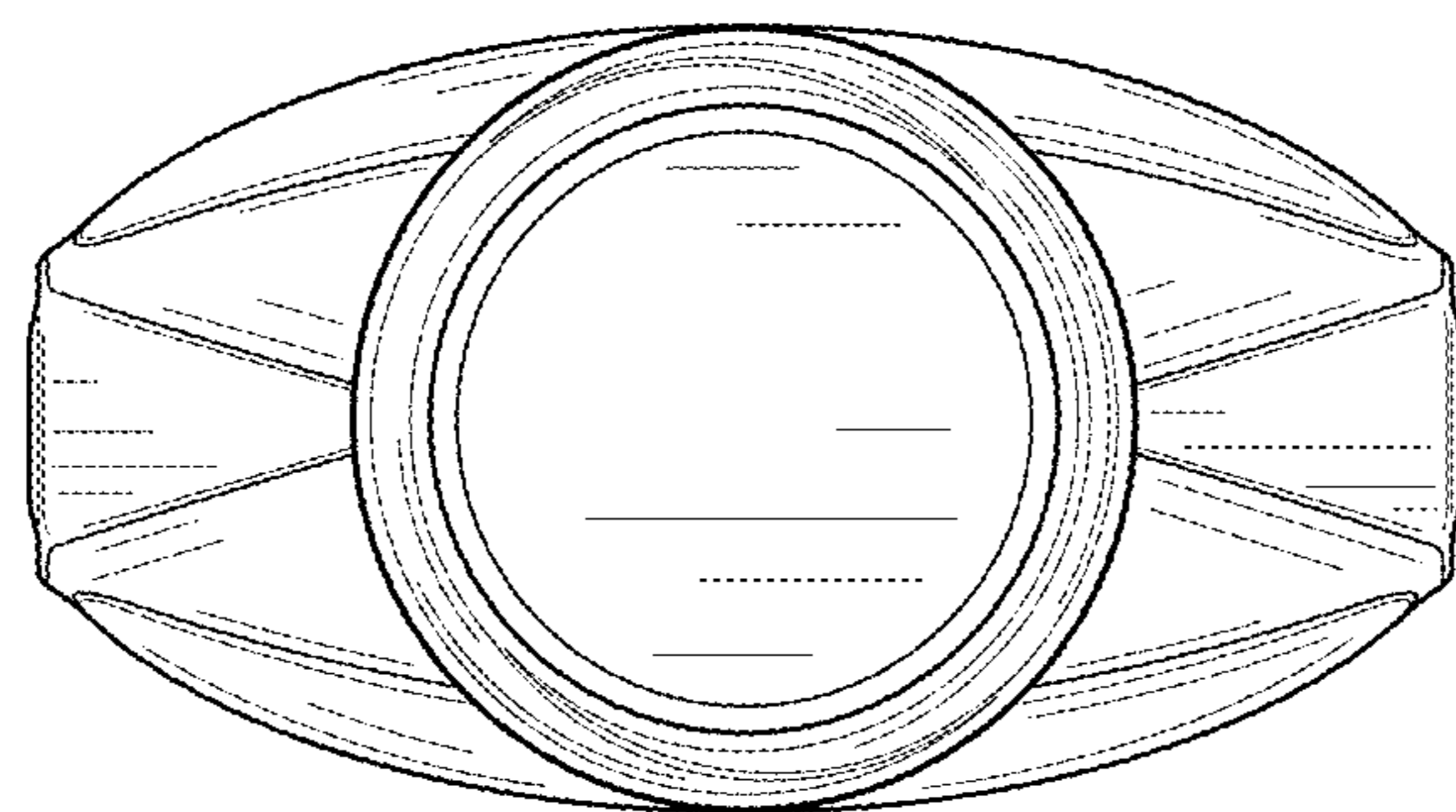


FIG. 6

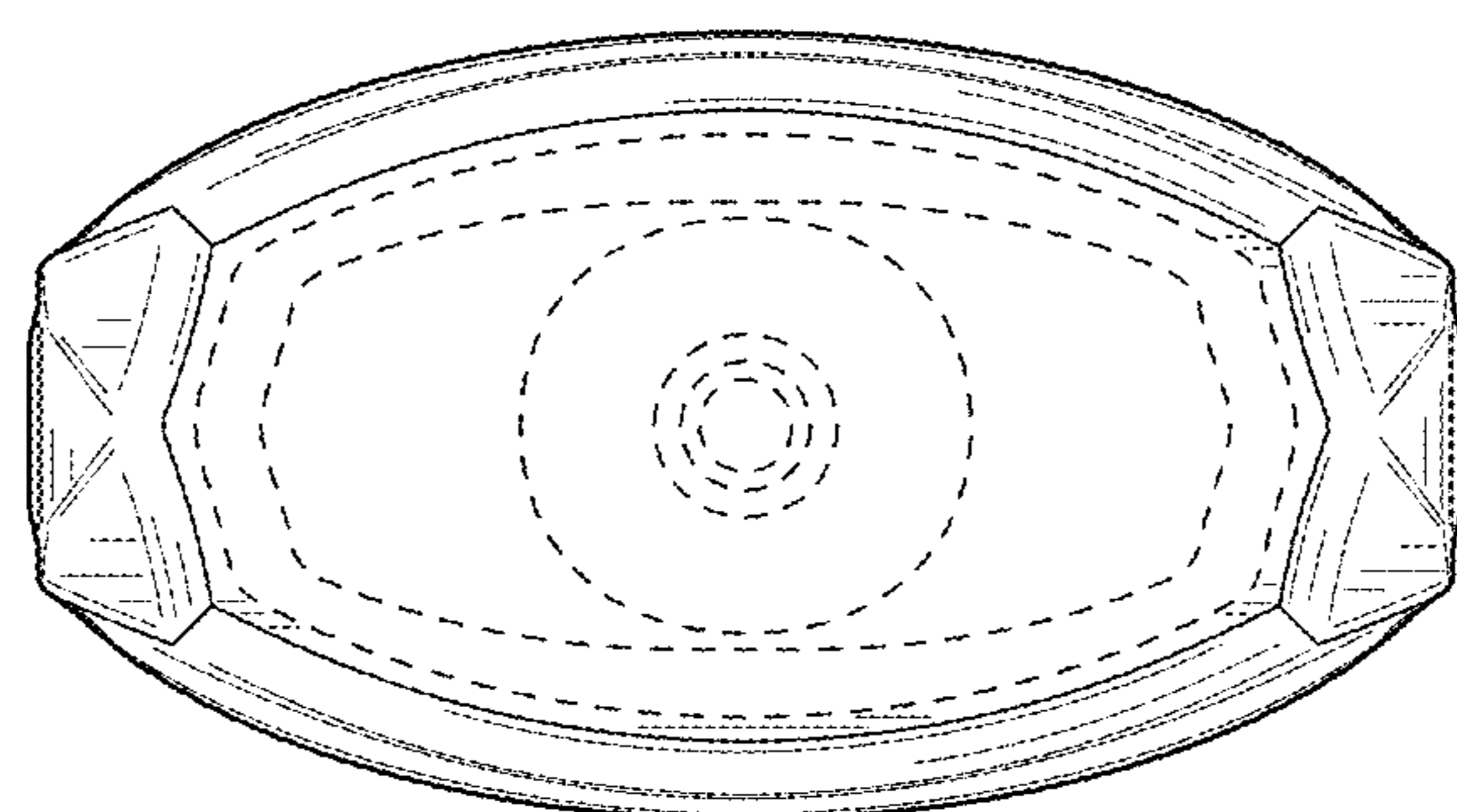


FIG. 7